

Monitoring of Source and Utilization of Petcoke by authorized industries in NCR states in view of the hearing on 10.05.2018 in the Hon'ble Supreme Court Order in the matter of MC Metha Vs UOI & Ors, WP © NO

A: Registration Particulars

1	Name	M/s The India Cements Limited
2	Type of Industry	Cement
3	Address	Cement Nagar Post, Sendurai Taluk, Ariyalur District, Tamilnadu - 621730
	Contact No	04329 248201
	Fax	04329 248248
4	E mail	indumenon@indiacements.co.in
5	Consent under Air (Prevention and Control of Pollution) Act, 1981 No. & date of issue	Consent order No : 170828420529 dated 10/07/2017
6	Consent Validity up to	31/03/2022
7	Quantity of Pet coke permitted for import and for use under the consent MT/month & MT/year	10,000 MT/month & 1,20,000 MT/year
8	Sources of Pet coke	Imported Pet coke from : United States and Indigenous Pet coke from CPCL Chennai
9	Production permitted under the Consent MT/month & MT/year	Ordinary Portland Cement & Portland Pozzalana Cement : 1,80,000 MT/Month & 21,60,000 MT/year


12/

B: Quarterly Procurement and Utilization of Petcoke

September 2018

1	Storage at the start of the month (MT)	1739 MT
2	Quantity of Petcoke procured / imported during the month and specify the source of Petcoke	Source – NIL (Quantity : Nil)
3	Quantity of Petcoke used during the month	694 MT
4	Storage at the end of the month (MT)	1045 MT

For THE INDIA CEMENTS LIMITED



T. BALASUBRAMANIAN
Joint President (Mfg)

(Authorised Signatory with Seal)

Oct to Dec 2018

1	Storage at the start of the month (MT)	1045 MT
2	Quantity of Petcoke procured / imported during the month and specify the source of Petcoke	Source – CPCL (Quantity : 790 MT)
3	Quantity of Petcoke used during the month	1031 MT
4	Storage at the end of the month (MT)	804 MT

For THE INDIA CEMENTS LIMITED



T. BALASUBRAMANIAN
Joint President (Mfg)

(Authorised Signatory with Seal)

Jan to Mar 2019

1	Storage at the start of the month (MT)	804 MT
2	Quantity of Petcoke procured / imported during the month and specify the source of Petcoke	Source – United States (Quantity : 454 MT) Source – CPCL (Quantity : 4201 MT)
3	Quantity of Petcoke used during the month	4703 MT
4	Storage at the end of the month (MT)	756 MT


For THE INDIA CEMENTS LIMITED


T. BALASUBRAMANIAN
Joint President (Mfg)
(Authorised Signatory with Seal)

Apr to June 2019

1	Storage at the start of the month (MT)	756 MT
2	Quantity of Petcoke procured / imported during the month and specify the source of Petcoke	Source – United States (Quantity : 496 MT) Source – CPCL (Quantity : 3049 MT)
3	Quantity of Petcoke used during the month	2352 MT
4	Storage at the end of the month (MT)	1949 MT

For THE INDIA CEMENTS LIMITED


T. BALASUBRAMANIAN
Joint President (Mfg)
(Authorised Signatory with Seal)


Jul to Sep 2019

1	Storage at the start of the month (MT)	1949 MT
2	Quantity of Petcoke procured / imported during the month and specify the source of Petcoke	Source – United States (Quantity : 4721 MT) Source – CPCL (Quantity : 2492 MT)
3	Quantity of Petcoke used during the month	8472 MT
4	Storage at the end of the month (MT)	690 MT

For THE INDIA CEMENTS LIMITED


T. BALASUBRAMANIAN
 Joint President (Mfg)
 (Authorised Signatory With Seal)
Oct to Dec 2019

1	Storage at the start of the month (MT)	690 MT
2	Quantity of Petcoke procured / imported during the month and specify the source of Petcoke	Source – United States (Quantity : 558.66 MT) Source – CPCL (Quantity : 480 MT)
3	Quantity of Petcoke used during the month	NIL
4	Storage at the end of the month (MT)	1728.66MT


For THE INDIA CEMENTS LIMITED

T. BALASUBRAMANIAN
 Joint President (Mfg)
 (Authorised Signatory With Seal)

Jan to Mar 2020

1	Storage at the start of the month (MT)	1728.66 MT
2	Quantity of Petcoke procured / imported during the month and specify the source of Petcoke	Source – United States (Quantity : 6412 MT) Source – CPCL (Quantity : 1226 MT)
3	Quantity of Petcoke used during the month	713 MT
4	Storage at the end of the month (MT)	8653.66 MT


For THE INDIA CEMENTS LIMITED
T. BALASUBRAMANIAN
Joint President (Mfg)
(Authorised Signatory with Seal)**Apr to June 2020**

1	Storage at the start of the month (MT)	8653.66 MT
2	Quantity of Petcoke procured / imported during the month and specify the source of Petcoke	Source – United States (Quantity : 2188 MT) Source – CPCL (Quantity : 65 MT)
3	Quantity of Petcoke used during the month	9355 MT
4	Storage at the end of the month (MT)	1551.66 MT

For THE INDIA CEMENTS LIMITED
T. BALASUBRAMANIAN
Joint President (Mfg)
(Authorised Signatory with Seal)


April 2020 to June 2020

1	Storage at the start of the month (MT)	8653.65 MT
2	Quantity of Petcoke procured / imported during the month and specify the source of Petcoke	Source – US (Quantity 2188.49 MT) Source – CPCL (Quantity : 64.94 MT)
3	Quantity of Petcoke used during the month	9355 MT
4	Storage at the end of the month (MT)	1552.08 MT


(Authorised Signatory with Seal)
T. BALASUBRAMANIAN
Joint President (Mfg.)

July 2020 to Sep 2020


1	Storage at the start of the month (MT)	1552.08 MT
2	Quantity of Petcoke procured / imported during the month and specify the source of Petcoke	Source – US (Quantity 10803.65 MT) Source – CPCL (Quantity : 331.49 MT)
3	Quantity of Petcoke used during the month	11831.24 MT
4	Storage at the end of the month (MT)	855.98 MT


(Authorised Signatory with Seal)
T. BALASUBRAMANIAN
Joint President (Mfg.)

80

Oct 2020 to Dec 2020

1	Storage at the start of the month (MT)	855.98 MT
2	Quantity of Petcoke procured / imported during the month and specify the source of Petcoke	Source – US (Quantity 7113.43 MT)
3	Quantity of Petcoke used during the month	7969.41 MT
4	Storage at the end of the month (MT)	NIL




(Authorised Signatory with Seal)

T. BALASUBRAMANIAN
Joint President (Mfg.)

Jan 2021 to Mar 2021

1	Storage at the start of the month (MT)	Nil
2	Quantity of Petcoke procured / imported during the month and specify the source of Petcoke	Source – CPCL (Quantity 540.02 MT)
3	Quantity of Petcoke used during the month	70.99 MT
4	Storage at the end of the month (MT)	469.03 MT



(Authorised Signatory with Seal)

T. BALASUBRAMANIAN
Joint President (Mfg.)