


**Monitoring of Source and Utilization of Petcoke by authorized industries in
NCR States in view of the hearing on 10.05.2018 in the Hon'ble Supreme
Court Order in the matter of M C Mehta Vs UOI & Ors, WP © NO.
13029/1985**

A: Registration Particulars:

1	Name	The India Cements Limited
2	Type of Industry	Cement
3	Address	127/1A, 127/1B, 127/2, 128/1B, 128/1A, 2B, 128/1C, 131/2B of Padaveedu Village, Kumarapalayam Taluk, Namakkal District & 17, 19, 20, 21, 51/1 of Sanyasipatti Village, Sankari Taluk, Salem District – 637303.
	Contact No.:	9942994641
	Fax:	04283 2400 51
4	Email:	skd_gmoffice@indiacements.co.in
5	Consent under Air (Prevention and Control of Pollution) Act, 1981	Air Consent Order No. 170827890946 dated 07.07.2017
6	Consent Validity up to	March 31, 2022
7	Quantity of Pet coke permitted for import and use under the Consent (MT/month & MT/year)	146 Ton / Day
8	Sources of Petcoke	United States
9	Production permitted under the Consent MT/Month & MT/year	Cement (OPC/PPC) - 1.4 MMTPA

September 2018

1	Storage at the start of the month (MT)	3714.71 Tons
2	Quantity of Petcoke procured / imported during the month and specify the source of Petcoke.	Source: United States Quantity : 2169.38 Tons
3	Quantity of Petcoke used during the month	1983.60 Tons
4	Storage at the end of the month (MT)	3900.49 Tons



(Authorised Signatory with Seal)

THE INDIA CEMENTS LTD.,
SANKARI WEST (PO)
SALEM DIST-637 303. T.Nadu

7/09/18

Oct to Dec 2018


1	Storage at the start of the month (MT)	3900.49 Tons
2	Quantity of Petcoke procured / imported during the quarter and specify the source of Petcoke.	Source: United States Quantity : 6249.64 Tons
3	Quantity of Petcoke used during the month	8192.97 Tons
4	Storage at the end of the month (MT)	1957.16 Tons


(Authorised Signatory with Seal)

THE INDIA CEMENTS LTD.,
SANKARI WEST (PO.)
SALEM DIST-637 303. T.Nadu

January to March 2019


1	Storage at the start of the month (MT)	1957.16 Tons
2	Quantity of Petcoke procured / imported during the quarter and specify the source of Petcoke.	Source: United States Quantity : 7009.55 Tons
3	Quantity of Petcoke used during the month	6758.90 Tons
4	Storage at the end of the month (MT)	2207.81 Tons


(Authorised Signatory with Seal)

THE INDIA CEMENTS LTD.,
SANKARI WEST (PO.)
SALEM DIST-637 303. T.Nadu

April to June 2019

1	Storage at the start of the month (MT)	2207.81 Tons
2	Quantity of Petcoke procured / imported during the quarter and specify the source of Petcoke.	Source: United States Quantity : 4588.22 Tons
3	Quantity of Petcoke used during the month	4757.35 Tons
4	Storage at the end of the month (MT)	2038.68 Tons



(Authorised Signatory with Seal)

THE INDIA CEMENTS LTD.,
SANKARI WEST (PO.)
SALEM DIST-637 303. T.Nadu



July 2019 to September 2019


1	Storage at the start of the month (MT)	2038.68 Tons
2	Quantity of Petcoke procured / imported during the quarter and specify the source of Petcoke.	Source: United States Quantity : 3523.60 Tons
3	Quantity of Petcoke used during the month	4254.57 Tons
4	Storage at the end of the month (MT)	1307.71 Tons


(Authorised Signatory with Seal)

THE INDIA CEMENTS LTD.,
SANKARI WEST (PO.)
SALEM DIST-637 303. T.Nadu

October 2019 to December 2019


1	Storage at the start of the month (MT)	1307.71 Tons
2	Quantity of Petcoke procured / imported during the quarter and specify the source of Petcoke.	Source: United States Quantity : 5083.28 Tons
3	Quantity of Petcoke used during the month	4785.95 Tons
4	Storage at the end of the month (MT)	1605.04 Tons


(Authorised Signatory with Seal)

THE INDIA CEMENTS LTD.,
SANKARI WEST (PO.)
SALEM DIST-637 303. T.Nadu

January 2020 to March 2020

1	Storage at the start of the month (MT)	1605.04 Tons
2	Quantity of Petcoke procured / imported during the quarter and specify the source of Petcoke.	Source: United States Quantity : 5885.78 Tons
3	Quantity of Petcoke used during the month	4876.90 Tons
4	Storage at the end of the month (MT)	2613.92 Tons



(Authorised Signatory with Seal)

THE INDIA CEMENTS LTD.,
SANKARI WEST (PO.)
SALEM DIST-637 303. T.Nadu



April 2020 to June 2020

1	Storage at the start of the month (MT)	2613.92 Tons
2	Quantity of Petcoke procured / imported during the quarter and specify the source of Petcoke.	Source: United States Quantity : 4453.29 Tons
3	Quantity of Petcoke used during the month	3859.86 Tons
4	Storage at the end of the month (MT)	3207.35 Tons


(Authorised Signatory with Seal)

THE INDIA CEMENTS LTD.,
SANKARI WEST (PO.)
SALEM DIST-637 303. T.Nadu



63

**Monitoring of Source and Utilization of Petcoke by authorized industries in
NCR States in view of the hearing on 10.05.2018 in the Hon'ble Supreme
Court Order in the matter of M C Mehta Vs UOI & Ors, WP © NO.
13029/1985**

A: Registration Particulars:

1	Name	The India Cements Limited
2	Type of Industry	Cement
3	Address	127/1A, 127/1B, 127/2, 128/1B, 128/1A, 2B, 128/1C, 131/2B of Padaveedu Village, Kumarapalayam Taluk, Namakkal District & 17, 19, 20, 21, 51/1 of Sanyasipatti Village, Sankari Taluk, Salem District – 637303.
	Contact No.:	9942994641
	Fax:	04283 2400 51
4	Email:	skd_gmoffice@indiacements.co.in
5	Consent under Air (Prevention and Control of Pollution) Act, 1981	Air Consent Order No. 170827890946 dated 07.07.2017
6	Consent Validity up to	March 31, 2022
7	Quantity of Pet coke permitted for import and use under the Consent (MT/month & MT/year)	146 Ton / Day
8	Sources of Petcoke	United States
9	Production permitted under the Consent MT/Month & MT/year	Cement (OPC/PPC) - 1.4 MMTPA

July 2020 to September 2020

1	Storage at the start of the month (MT)	3207.35 Tons
2	Quantity of Petcoke procured / imported during the quarter and specify the source of Petcoke.	Source: United States Quantity : 5814.22 Tons
3	Quantity of Petcoke used during the month	6814.46 Tons
4	Storage at the end of the month (MT)	2207.11 Tons


(Handwritten Signature)
(Authorised Signatory with Seal)



65

October 2020 to December 2020

1	Storage at the start of the month (MT)	2207.11Tons
2	Quantity of Petcoke procured / imported during the quarter and specify the source of Petcoke.	Source: United States Quantity : 3471.84 Tons
3	Quantity of Petcoke used during the month	3989.60 Tons
4	Storage at the end of the month (MT)	1689.35Tons




(Authorised Signatory with Seal)



January 2021 to March 2021

1	Storage at the start of the month (MT)	1689.35 Tons
2	Quantity of Petcoke procured / imported during the quarter and specify the source of Petcoke.	Source: United States Quantity : 0.00 Tons
3	Quantity of Petcoke used during the month	1689.35 Tons
4	Storage at the end of the month (MT)	0.00 Tons



(Authorised Signatory with Seal)

