



TAMIL NADU POLLUTION CONTROL BOARD
Advanced Environmental Laboratory, Chennai - 600 032

NATIONAL AMBIENT AIR QUALITY MONITORING PROGRAMME (NAMP) -
CHENNAI CITY

Stations	Date & Period of Survey	Microgram / cubic metre				
		PM ₁₀	PM _{2.5}	SO ₂	NO ₂	AQI
Anna Nagar* (Residential)	26.07.2024. 06.00 Hrs To 27.07.2024 06.00 Hrs	59	23	12	20	59
Adyar* (Residential)	26.07.2024. 06.00 Hrs To 27.07.2024 06.00 Hrs	55	21	9	18	55
PERMISSIBLE	LIMIT	100	60	80	80	

PM₁₀ - Particulate matter of < 10 micron size

PM_{2.5} - Particulate matter of < 2.5 micron size

SO₂ - Sulphur Di-oxide

NO₂ - Nitrogen di-oxide

* - Residential area

** - Traffic area


*** - Commercial


IF - Instrument Failure

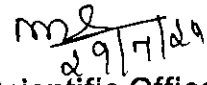
AQI - Air Quality Index

0-50 - Good, 51-100 - Satisfactory, 101-200 - Moderate

201-300 - Poor, 301-400 - Very Poor, > 401 - Severe

29.07.2024

Env. Scientist


DCSO


Chief Scientific Officer

Submitted to: The Deputy Director

Copy to: 1. The Programmer. Data Center, TNPCCB
2. File.