



**TAMIL NADU POLLUTION CONTROL BOARD**  
Advanced Environmental Laboratory, Chennai - 600 032.  
**NATIONAL AMBIENT AIR QUALITY MONITORING PROGRAMME (NAMP) -**  
**CHENNAI CITY**

Stations	Date & Period of survey	Microgram / cubic metre				
		PM <sub>10</sub>	PM <sub>2.5</sub>	SO <sub>2</sub>	NO <sub>2</sub>	AQI
Adyar* (Residential)	24.07.2024. 06.00 Hrs To 25.07.2024 06.00 Hrs	52	23	10	21	52
Nungambakkam** (Traffic Area)	24.07.2024. 06.00 Hrs To 25.07.2024 06.00 Hrs	66	27	12	24	66
<b>PERMISSIBLE LIMIT</b>		<b>100</b>	<b>60</b>	<b>80</b>	<b>80</b>	

PM<sub>10</sub> - Particulate matter of < 10 micron size

PM<sub>2.5</sub> - Particulate matter of < 2.5 micron size

SO<sub>2</sub> - Sulphur Di-oxide

NO<sub>2</sub> - Nitrogen di-oxide

\* - Residential area


\*\* - Traffic area


\*\*\* - Commercial


**AQI - Air Quality Index**

**0-50 - Good, 51-100 - Satisfactory, 101-200 - Moderate**

**201-300 - Poor, 301-400 - Very Poor, > 401 - Severe**

25.07.2024  
  
25/7/24  
Env. Scientist

  
25/7/24  
DCSO

  
25/7/24  
Chief Scientific Officer

Submitted to: The Deputy Director

Copy to: 1. The Programmer, Data Center, TNPCB  
2. File.