

Form VI

Annual Report on the status of Implementation of PWM Rules, 2016 as amended in 2022 for the year 2022-23

Name of the SPCB	Estimated Plastic waste generation on tons per annum (TPA)	Implementation of thickness of less than 50 microns carry bags (virgin / recycled) (Rule 4c)	Details of plastic waste Management (PWM) e.g collection segregation disposal (co-processing, road construction etc). (Rules 5&6)	Partial / Complete ban on usage of plastic carry bags (through Executive order)	No. of registered plastic manufacturing / Recycling (including multilayered, compostable units) (Rule 13)			No of Unregistered Plastic manufacturing / recycling units (in residential or unapproved Areas) (Rule 13)	Status of Marking and Labelling on carry bags (Rule 11)	Recommendations of State Level Monitoring Committee on Implementation of PWM Rules, 2016	No of Violations and action taken on non-compliance of provisions of PWM 2016 (Rule 16)	Explicitly pricing of carry bags from producers, brand owners and importers (Rule 15)	Status of submission of Annual Report by ULBs to SPCB/PCCs (Rule 16)
					Plastic units	Compostable plastic units	Multi layered plastic units						
1	2	3	4	5	6			7	8	9	10	11	12
Tamil Nadu Pollution Control Board	7,83,082* (As per Annual Report submitted by the ULBs)	Tamilnadu Government in G.O. (Ms). No.84 dated 25.06.2018, notified ban on manufacture, store, supply, transport, sale or distribute of use and throwaway plastics irrespective of thickness including plastic carry bags of any size and thickness and came into effect from 01.01.2019.	Plastic waste collected is segregated and low value plastics & multi-layer plastics used for road laying, recyclable plastic waste sold to recyclers and non-recyclable plastic waste disposed to cement industries for co-processing Details and action plan Vide Annexure A	The Government of Tamil Nadu vide G.O. (Ms). No.84 dated 25.06.2018 notified ban on manufacture, store, recycling, supply, transport, sale or distribute of use and throwaway plastics which came into effect from 01.01.2019. Copy of Notification attached vide Annexure B.	Plastic waste Recycling units – 261 Nos. Plastic Packaging units (Producers) - 73	39 Nos.	24 Nos.	TNPCB is issuing Consent to operate and establish under Water and Air Acts to the plastic manufacturing (Producers) / recycling units located in industrial and commercial zones and Consent is not issued to units located in residential areas.	Tamil Nadu Government in G.O. (Ms). No.84 dated 25.06.2018, notified ban on manufacture, store, supply, transport, sale or distribute of use and throwaway plastics irrespective of thickness including plastic carry bags of any size and thickness and hence marking and labelling is not applicable.	State Level Monitoring Committee meeting was held on 04.08.2020 and it is insisted to continue the measures to enforce the ban on single use plastics.	The board issued orders for closure of 41 units who manufactured banned plastic items.	As per PWM Amendment Rules 2018, Rule 15 is omitted. Hence does not arise	Corporations- 21, Municipalities- 140, Town Panchayats- 536. All the Urban Local Bodies have submitted their Annual report as per the prescribed format of the said Rules.


 31/7/23
For Member Secretary



Annexure I (Column 2)

Details of Plastic waste management details		
PW Generated (TPD)	PW Collected (TPD)	PW Processed (TPD)
2,144	2,063	1,930

Annexure II (Column 3)

STATUS OF IMPLEMENTATION OF BAN ON CARRYBAGS WITH THICKNESS < 75 Micron	
Items	Status
Implementation of thickness of less than 75 microns carry bags (virgin/ recycled) (with effect from the 30th September, 2021). (Rule 4c- August 12, 2021)	The Hon'ble Chief Minister on 05.06. 2018, on the floor of the Legislative Assembly, with a view to make Tamil Nadu Plastic Free, has announced, ban on 'one time use and throwaway plastics', irrespective of thickness, with effect from 1st January, 2019 under the provisions of the Environment (Protection) Act, 1986. The state has been one of pioneers in implementing the ban on plastic carry bags of all sizes. There are a number initiatives undertaken by the state to raise awareness about teh ban, ill effects of plastic and alternatives to plastic available in the market.

ACTION PLAN FOR PLASTIC WASTE MANAGEMENT

Serial No.	Items	Current Status	Desirable Levels	Gap between the current status and desirable level	Timeline
1	what is the quantity of plastic waste generated (Annual Report form VI pt. 2,6) (TPD)	2144 TPD	NA	NA	
2(a)	Number of registered plastic manufacturing units	287 units	NA	NA	
2(b)	Capacity of registered plastic manufacturing units (TPD)	858 TPD	NA	NA	
3(a)	Total No of ULBs	21 Municipal Corporations, 140 Municipalities and 536 Town Panchayats	NA	NA	
3(b)	Percentage of ULBs which have set-up of plastic waste management system as per Rule 6(2)? (including collection, segregation, channelization & processing of plastic waste)	100%	100%	Nil	
3(c)	Percentage of ULBs having facilities for collection of segregated waste	100%	100%	Nil	
3(d)	Percentage of ULBs Material Recovery Facility				
4(a)	Total no. of Ward	_	NA	NA	
4(b)	Percentage of Gram Panchayat which have setup of plastic waste management system as per Rule 7	As per form V of PWM Gram Panchayat has not been specified to furnish annual report			
4(c)	Percentage of GPs having facilities for Collection of segregated waste	As per form V of PWM Gram Panchayat has not been specified to furnish annual report			
4(d)	Percentage of GPs having Material Recovery Facility	As per form V of PWM Gram Panchayat has not been specified to furnish annual report			
5(a)	No. of registered Producers/brand owners/importers as per Rules 9 & 13 of PWM Rules?	346	NA	NA	
5(b)	Percentage of Producers/Brandowners/Importers which have engaged with ULBs for PWM	At present producers importers and brand owners are in the process of registering in the EPR portal. In the said portal ULBs are yet to be engaged.			
5(c)	Percentage of ULBs which have set up system for plastic waste management with assistance of producers been set -up? Rule (6(3))?	Details not available			
6(a)	Number of registered plastic waste recyclers	261	NA	NA	
6(b)	Capacity of recycler (TPD)	1396 TPD	NA	NA	
7	Status-of Utilization of plastic waste (Annual Report form VI pt.4)	Details not available			
7(a)	Quantity of Plastic waste utilized in recycling (TPD)	427 TPD	NA	NA	
7(b)	Quantity of plastic waste utilized in recycling Road Construction	21 TPD	NA	NA	
7(c)	Quantity of waste Co-processed in Plastic Waste in Cement kilns	215 TPD	NA	NA	
7(d)	Quantity of waste utilized in production of RDF	26 TPD	NA	NA	
7 (e)	Quantity of plastic waste used in production of Waste to oil	9 TPD	NA	NA	
7(f)	Quantity of plastic waste used in other purpose (please specify)	42 TPD	NA	NA	
8(a)	No. of Units registered manufacturing compostable plastic	39	NA	NA	
8(b)	Total Capacity of Units manufacturing compostable plastic	4869 TPD	NA	NA	
9(a)	No. of unregistered plastic manufacturing or recycling units. (Annual Report format pt.7)	176 Plastic packaging manufacturers, 47 MLP manufacturers, 66 recyclers	NA	NA	
10	Whether local bodies have framed bye-laws [Rule6 (4)]?	Yes	100%	nil	

11	Whether plastic carry bags & plastic sheet of thickness < 50 micron banned or not [Rule4(c)? Whether plastic carry bags & plastic sheet of thickness < 50 micron banned or not [Rule4(c)?	Plastic carry bags and plastic sheets <50 microns of all thicknesses are banned	NA	NA	
12	Has complete ban on plastic carry bags been imposed? (Annual Report format pt. 3)	Yes	NA	NA	
13	Status of action taken on non-compliance of PWM Rules (Annual Report format pt.9)	The entities that did not adhere to the PWM rules were notified and were penalised by levying fines	NA	NA	
14	Status of marking & labelling on plastic carry bags & multi layered packaging.(Rule11)	As per rule 11 of PWM rules marking and labelling of multilayered packaging is necessary. Due to ban on plastic carry bags irrespective of thickness, marking and labelling does not arise in this case.			
15	Whether State Level Advisory Committee is constituted or not? [Rule 16] If yes, details of number of meetings conducted in a year and implementation of suggestions of committee in the last 2 years	Yes			
16	Status of phasing out of manufacture and use of multi-layered plastic which is non-recyclable or non-energy recoverable or with no alternate use of plastic in two years' time [Rule9-3]	All types of MLPs are sent to cement industries for co-processing or to waste to energy plants	NA	NA	
17					
a	Details of Action taken to ensure that plastic waste is not burnt (Rule-6(g))	Awareness has been Created among the public to not to burn plastic and Fine has been Imposed against the Violators. Municipality has banned the Burning of Plastic and has raised awareness among the Public about dangers of burning plastic. When getting garbage through self-help groups, the plastic waste is segregated and the vendors handover it to the Collection staff. The public is also being made aware through issuing leaflet, street plays that plastic items should not be burned and regarding the harms of burning.	NA	NA	NA
b	Details of Action taken w.r.t engagement of civil societies/groups with waste pickers (Rule-6(f))	Waste Picker are engaged to pickout saleable waste in the municipal area. SHG people Involved In MCC Process. Student groups and regional lions club members were involved.	NA	NA	
c	Details of Action taken w.r.t. creating awareness among stakeholders (Rule-6(e))	Awareness is continuously carried out throughout the year and details of awareness activities carried out from May 2021 to June 2022 are attached in annexure C			

Annexure IV (Column 5)

Annexure IV (Column 5)						
Details of units producing restricted Single Use Plastic items						
S.No.	Items	Total No of units	Operating Units (No.)	Capacity of operating units (TPD)	Closed Units (No.)	Capacity of closed units (TPD)
1	Ear buds with plastic sticks	Nil	Nil	Nil	Nil	Nil
2	Plastic sticks for balloons	Nil	Nil	Nil	Nil	Nil
3	Plastic flags	Nil	Nil	Nil	Nil	Nil
4	Candy sticks	Nil	Nil	Nil	Nil	Nil
5	Ice-cream sticks	Nil	Nil	Nil	Nil	Nil
6	Polystyrene [Thermocol] for decoration	Nil	Nil	Nil	Nil	Nil
7	Plates, cups, glasses, cutlery such as forks, spoons, knives, straw, trays,	Nil	Nil	Nil	36	10.8 TPD
8	Wrapping or packing films around sweet boxes, invitation cards, and cigarette packets	Nil	Nil	Nil	Nil	Nil
9	Plastic or PVC banners less than 100 micron, stirrers	Nil	Nil	Nil	Nil	Nil
10	Plastic Sheets < 50 micron	Nil	Nil	Nil	Nil	Nil
11	Plastic Bags < 75 micron	Nil	Nil	Nil	15	approx. 2000+ kg/day

**District Environmental Engineer
TNPCCB, Vellore**

Sl. No.	Name of the unit	Capacity (TPD)	Type of Recycler	Status (Operating/ Closed)
1	Pranav Industries, SF.No. 29/1B2A, Kizhnathur Village, Tiruvannamalai Taluk, Tiruvannamalai District	0.43	Recycler	Closed
2	Aswin Plastics, S.F.No. T-M 7-21-1, Vadiveeswaram South Town Village, Agasteeswaram taluk, Kanyakumari district	0.23	Household articles	Operating
3	Aswin Plastics, S.F.No. L6-15-2, L6-15-7, Nagercoil North Town Village, Agasteeswaram taluk, Kanyakumari district	0.83	Household articles	Operating
4	Star Poly and Paper Industries	0.83	Plastic bag	Operating
5	Bond Polymers	3.00	MLP	Operating
6	Sri Anil Agencies, (Polymers) S.F.No. 70/2, Kurumbapatty Village, Dindigul West Taluk, Dindigul	0.32	Recycler	Operating
7	Mohan Plastic, Adiyanoothu Village, Dindigul East Taluk, Dindigul	0.20	Others	Operating
8	New Madha Plastics, Balakrishnapuram Village, Dindigul East Taluk, Dindigul	0.20	Others	Operating
9	Raja Plastics, Seelapadi village, Dindigul West Taluk, Dindigul.	0.10	Others	Operating
10	Mother Plastics, Balakrishnapuram Village, Dindigul East Taluk, Dindigul District - 624003	0.10	Others	Operating
11	Asai Polymers, SIDCO Industrial Estate, Dindigul East Taluk, Dindigul-624003	0.10	Others	Operating
12	K.M.Polymers Ward-6, Soundararaj Mill Road, Ragumaniya Mill Compound, Dindigul East Taluk, Dinidigul - 624003	1.00	Others	Operating
13	Sumi Plastics, Sellapadi Village, Dindigul West Taluk, Dindigul- 624005	0.43	Others	Operating
14	Thulasi Products, Shed No.47, SIDCO Industrial Estate, Dindigul- 624006.	0.18	Others	Operating
15	Thulson Polymers, Sirumalai Pirivu, Dindigul East Taluk, Dindigul- 624003.	1.80	Others	Operating
16	Prince Plastics, Balakrishnapuram Village, Dindigul East Taluk, Dindigul-624003.	0.10	Others	Operating
17	Matha Plastics, Shed No.6, SIDCO Industrial Estate, Dindigul East Taluk. Dindigul-624003	0.03	Others	Operating
18	K.Ganesan And Co, S/o.Kalimuthu, D.No.71, Bathalakaliamman Temple Street, Dindigul 624001.	0.77	Others	Operating
19	Rajani Plastic, Adiyanooth Village, Dindigul East Talk, Dindigul -624003.	0.30	Others	Operating
20	V.J.V.Products Unit-I, No.15-A, Razmania Mill compound, S.R.Mill Road, Near Industrial Estate, Dindigul East Taluk, Dindigul-624003	0.26	Others	Operating
21	Murali Plastic Industries, No.15, Railway colony road, Vasantham Nagar, Dindigul Disitric-624003.	0.04	Others	Operating

22	Sai Shiva Plastics, No.4, Alagarsamy Land, Nagal Nagar, Dindigul-624001.	0.50	Others	Operating
23	Pushpa Plastics, D.No.44, SIDCO Adiyanooth Village, Dindigul East Taluk. Dindigul -624003.	0.05	Others	Operating
24	Ram Packings, Semmadaipatty, Palakanoothu Village, Dindigul West Taluk, Dindigul-624619	0.83	Others	Operating
25	PVRM Traders, Chettinayaakanpatti Village, Diindigul West Taluk, Dindigul	0.50	Others	Operating
26	K.Ganesan And Co. Unit-I D.No.71, Bathalakaliamman Temple Street, Dindigul 624001.	1.60	Others	Operating
27	Evergreen Industries 14, SIDCO Industrial Estaate, Adiyanoothu Village, Dindigul East Taluk, Dindigul District	0.75	Others	Operating
28	Suruli Plastics, Pushpathur Village, Palani Taluk, Dindigul District.	0.50	Others	Operating
29	S M Industries, SF.No. 1650, Adianoothu Village, Dindigul East Taluk, Dindigul	0.10	Others	Operating
30	Amway India Enterprises Pvt. Ltd., Plot No: E80 To E87, E103 To E110, F2 To F8, SIPCOT Nilakottai Industrial Complex, S.F. No: 225pt, 226pt & 227pt, Pallapatty Village, Nilakkottai Taluk, Dindigul District	0.50	Others	Operating
31	Thangam Plastics 219 Thattankulam, Nanguneri, Tirunelveli District 627 108	0.13	Others	Operating
32	Arumuga Industries, S.F. No. 110/4, Sankarankovil Village, Sankarankovil Taluk, Tirunelveli District - 627 756.	0.38	Others	Operating
33	Sathva Plastic Industries, S.F. No. 281/1, 281/2, 281/4, Narasinganallur Village, Tirunelveli Taluk, Tirunelveli District.	1.27	Others	Operating
34	MMM Polymer, S.F.No. 18/1(P),18/2(P),18/3(P), Kadaiyam Perumpathu 1 Village, Ambasamudram Taluk, Tirunelveli District.	0.40	Others	Operating
35	Kalanjiam Polymers Poovanoor Road, Thiraviyanagar Tenkasi Taluk - 627811	0.46	Others	Operating
36	Micheal Plastic, 2/233, Vadiyoor Road, Anaikulam, V.K. Pudur Taluk, Tirunelveli District.	0.35	Others	Operating
37	Reshma Enterprises No.115/2D1A, Shoolagiri Village Shoolagiri Taluk, Krishnagiri District	46.67	Recycler	Operating

38	Sun Enterprises S.F.No. 658/1 Hosur Village, Hosur Taluk, Krishnagiri District.	0.63	Recycler	Operating
39	RVR Plastics 77/1D Rayakottai Denkanikottai Taluk, Krishnagiri District - 635 116	0.10	Recycler	Operating
40	OWAIS Plastic Survey No : 673/ 33, Door No : 3/42, Vivekanadha Colony, Avalapalli dam road, Hosur - 635109	5.26	Recycler	Operating
41	FPW Industries Agencies No.105/2B Pt, Sammanapalli Village, Shoolagiri Taluk, Krishnagiri District - 635109	34.00	Recycler	Operating
42	HVA Chemical Solution Private Limited	1.00	Others	Operating
43	Sri Vinayaga Muruga Traders, Olakur, Melpathy, Tindivanam, Villupuram	0.15	Recycler	Operating
44	Sri Ganapathy Plastics, Pattanur, Vanur, Villupuram	0.50	Recycler	Operating
45	Sri Devi Plastics, Poothurai, Vanur, Villupuram	0.50	Recycler	Operating
46	Karuna Envirotech services, Perampai, Vanur, Villupuram	1.60	Recycler	Operating
47	Sriman Group of companies, Oluthiyampattu, Vanur, Villupuram	3.30	Recycler	Operating
48	Sriman Group of companies Unit-I, Pulichapallam, Vanur, Villupuram	3.30	Recycler	Operating
49	Sri Smart Plastics, Kappiyampuliyur, Vikkravandi, Villupuram	3.30	Recycler	Operating
50	Sri Venkateswara Plastics, S.F.No. 195/1D1 & 198/1D2, Anpoondi village, Vellore Taluk and Vellore District	0.17	Recycler	Operating
51	S Rafi Plastics, S.F.No. T.S. No. 1493/2, Vadavellore village, Vellore Taluk and Vellore District	2.10	Recycler	Operating
52	Kowsalya Plastics S.F.No. 212, Kalinjur village, Katpadi Taluk and Vellore District	0.06	Recycler	Operating
53	Star Plastic Industries, S.F.No. 254/2B2 (Part), Pakkam village, Gudiyatham Taluk and Vellore District	1.25	Recycler	Operating
54	A R Plastics, S.F.No. 240/1 Part, 241/1A3 Part, Seevoor village, Gudiyatham Taluk and Vellore District	1.25	Recycler	Operating
55	Salauddin Traders, S.F.No. 552/2A, 552/2B, 609/1B, Keelminnal village, Walajah Taluk and Ranipet District	3.33	Recycler	Operating
56	Pratiks Waste Resources Management LLP, SF.No. 280/1, Eralacherry Village, Nemili Taluk, Ranipet District	10.00	Recycler	Operating
57	Sri Balamurugan Plastics, S.F.No. 250/1, Gudiyattam Town village, Gudiyatham Taluk and Vellore District	0.05	Recycler	Operating
58	Sri Ragavendra Pipes & Granules, S.F.No. 543/7 part, Karanammbut village, Katpadi Taluk and Vellore District	1.33	Recycler	Operating
59	V V Plastics, S.F.No.130/6-14, Mullampatti Village, Perundururai Taluk, Erode District	5.00	Recycler	Operating

60	K R K Industries, S.F.No. 64/1, Chinnaveerasangili Village, Perundurai Taluk, Erode District	150.00	Recycler	Operating
61	Sri Bagavathi Polymer, SF.No. 138 pt & 139 pt, Plot No. C-9, SIPCOT Industrial Growth Center,Perundurai Village, Perundurai Taluk, Erode District	4.15	Recycler	Operating
62	Golden Polymers SF No.21/1, Pulavarpalayam, Mettupudur, Perundurai Taluk, Erode District 638056	33.33	Recycler	Operating
63	JV National Polymers, S.F.No. 86/5 & 86/6, Modachur Village, Gobichettipalayam Taluk, Erode District 638 476	0.33	Recycler	Operating
64	Sree Meenachi Plastics, S.F. No. 135 pt Plot No. C. 29, SIPCOT I, Perundurai Taluk, Erode District 638052	1.50	Others	Operating
65	Mahalakshmi Metal Mart, SF No. 149, Modachur Village, Gobichettipalayam Taluk, Erode District - 638476	5.00	Others	Operating
66	Pavithra Plastic Products	0.83	Others	Operating
67	Vijay Prakash PP Mats	0.20	Others	Operating
68	PPG Enterprises	33.33	Others	Operating
69	Madha Traders	3.33	Others	Operating
70	S A Enterprises	4.67	Others	Operating
71	Abu Plastics	0.17	Others	Operating
72	Supreme Petrochem Ltd	60.56	Others	Operating
73	Gem Traders	1.67	Others	Closed
74	Swastik Services	0.30	Others	Operating
75	Milten Plastic	1.00	Others	Operating
76	Milten Plastics Unit II	1.43	Others	Operating
77	Shree Renga Polymers - Unit-III	18.00	Others	Closed
78	Shree Renga Polymers – Unit II	52.67	Others	Operating
79	Shree Renga Polymers - Unit- I	18.00	Others	Operating
80	Annai Plastics	0.67	Others	Operating
81	Unity Poly	6.00	Others	Operating
82	Jayachandran Industries Pvt Ltd (Plastic Division)	42.00	Others	Operating
83	Jayachandran Plastics Pvt Ltd	41.66	Others	Operating
84	Abi Poly Industry	3.33	Others	Operating
85	Aadham Plastics	0.67	Recycler	Operating
86	Kabila Plastic	0.83	Recycler	Operating
87	Vivin plastics	0.67	Recycler	Operating
88	A.N. Traders	1.67	Recycler	Operating
89	PRP Polymers	1.53	Others	Operating
90	Kanagaraj Industries	0.11	Others	Operating
91	Sivasakathi Agencies	nil	Others	Operating
92	Sri Amman Packing	0.50	Others	Operating
93	Sri Amman Plastic Industries	0.34	Others	Operating
94	Vishaka Plast Mak Industries	5.00	Others	Operating
95	Mahalakshmi Trading	0.38	Others	Operating
96	Sri Amman Plastics	2.06	Others	Operating
97	Sri Thirumurugan Plastics	2.06	Others	Operating
98	Dhanalakshmi Polymers	3.46	Others	Operating
99	Thai Plastics	1.92	Others	Operating
100	Sri Balaji Plastics	1.92	Others	Operating
101	Sree Thirupathi Plastics	1.50	Others	Operating
102	Sattva Polybags	1.50	Others	Operating
103	Bharath Plastic	1.02	Others	Operating
104	Sri Harikrishna Polymers	2.17	Others	Operating
105	P G M Plastic	1.00	Others	Operating
106	Sri Arun Plastic Industries	nil	Others	Operating

107	Sri Krishna Plastic	0.49	Others	Operating
108	Anusham Plastics	0.45	Others	Operating
109	Nannu Plast	2.60	Others	Operating
110	Green Earth Packaging	2.74	Others	Operating
111	S. G. Polytex India Private Limited	4.00	Others	Operating
112	Sri Vinayaga Pipes	0.33	Others	Operating
113	Sulochana Cotton SPG Mills [Bottle Washing Division]	105.00	Others	Operating
114	Sulochana Cotton SPG Mills P. Ltd -Fibre Division	60.00	Others	Operating
115	Vela Plastics	18.75	Others	Operating
116	Jay Ambay Traders	1.45	Others	Operating
117	Ponnurengu Plastics Formerly Vijayalakshmi Plastics	0.34	Others	Operating
118	Nandu Plastic (Durgaiamman Plastic)	0.40	Others	Operating
119	POCL Future Tech Private Limited, SF.No. New No 481/1B1, Old No 481/1 (P), 481/4 (P), 481/3 (P) , Ponthur A B C Block Village, Sriperumbudur Taluk, Kancheepuram District	25.00	Recycler	Operating
120	S .P .P. Enterprises, SF.No.160/6, 160/13, Mambakkam Village, Sriperumbudur Taluk, Kancheepuram District	3.33	Recycler	Operating
121	Phoenix Enterprises, SF.No. 341/1B, Thirumudivakkam Village, Kundrathur Taluk, Kancheepuram District	16.67	Recycler	Operating
122	LRP WM Recycling Corp, SF.No. 171/4A2, 1B, Molachur Village, Sriperumbudur Taluk, Kancheepuram District	3.67	Recycler	Operating
123	Lakshan Associates, SF.No. 183/3, Mambakkam Village, Sriperumbudur Taluk, Kancheepuram District	3.33	Recycler	Operating
124	G S Enterprises (Plastic Recycling Unit), SF.No. 254/2A2A, Mevalurkuppam A B Block Village, Sriperumbudur Taluk, Kancheepuram District	33.33	Recycler	Operating
125	Sri Venkateswara Enterprises, SF.No. 453/2, Panruti A B Block Village, Sriperumbudur Taluk, Kancheepuram District	0.33	Recycler	Operating
126	Industrial Metals, SF.No. 120/B, Kollacheri Village, Kundrathur Taluk, Kancheepuram District	0.33	Recycler	Operating
127	Adnan Plastics, SF.No. 231/2A1, Keeranallur Village, Sriperumbudur Taluk, Kancheepuram District	5.27	Recycler	Operating
128	Jeeva Enterprises, 2/254, Anna Street, Kurinji Nagar, Vandalur, Kancheepuram District - 600048	6.67	Recycler	Operating
129	Dhanalakshmi Industries S.F.No. 22/4, Elambalur Village, Perambalur Taluk, Perambalur District	1.20	Household Articles	Operating
130	Thiruoodaiamman agencies and services	3.00	others	Operating
131	Sri Thirumagal Enterprises	1.67	others	Operating
132	Murugan Industries	0.15	others	Operating
133	Selvavalli Plastic	0.20	others	Operating
134	Sun Polymer	0.25	others	Operating
135	Manoj Plastics	0.83	Household articles	Operating
136	Pandi Traders	5.00	Household articles	Operating
137	Asian Polymers	0.53	Household articles	Operating
138	Noor Plastics, T S No 37 Part, Varaganeri village, Trichy Taluk Trichy District	0.83	Others	Operating

139	Aneecas Plastics, B-6, Industrial Estate, Sidco, Ariyamangalam, Trichy-10	1.00	Others	Operating
140	Sai Plastics, 90 Maraimalai Adigalar Street, Sangiliandapuram, Trichy-10	1.00	Others	Operating
141	Noor Mohamed and Sons, 210 1C1, Ariyamangalam village, Trichy District	0.83	Others	Operating
142	SNP Traders, 1A Oil Mill Road, Opp Ramesh Rice Mill, Kattur, Trichy 620 019	0.50	Others	Closed
143	G.K.Waste Plastics, S.F.No.446, Melmadurai Village, Madurai West Taluk, Madurai District	0.22	Recycler	Operating
144	Marithai Plastics S.F.No. 5/338, Melmadurai Village, Madurai West Taluk, Madurai District	0.11	Recycler	Operating
145	Sri Sundarshwara Plastic, S.F.No.196/6, Anupanadi Village, Madurai South Taluk, Madurai District	0.11	Recycler	Operating
146	Sun Polymer, S.F.No.17/4, Chinthamani Village, Madurai South Taluk, Madurai District	0.11	Recycler	Operating
147	Y.R.I Plastics S.F.No.122 (P), 139 (P), 141 (P), Uchapatti Village, Thirumangalam Taluk, Madurai District	0.009	Recycler	Operating
148	Thiruchendur Plastic S.F.No.675 Part, Uchapatti Village, Thirumangalam Taluk Madurai District	0.74	Recycler	Operating
149	Bhuvaneswari Plastics S.F.No.27/5B, Melmadurai Village, Madurai West Taluk, Madurai District	0.11	Recycler	Operating
150	I.R.Waste Plastics S.F.No.24/9/ 1, Melmadurai Village, Madurai West Taluk, Madurai District	0.46	Recycler	Operating
151	Malar Plastic S.F.No.85, Anuppanadi Village, Madurai South Taluk, Madurai District	0.11	Recycler	Operating
152	Thavamurugan Plastic S.F.No.66/15, Viraganur Village, Madurai South Taluk, Madurai District	0.11	Recycler	Operating
153	V.P.Poleiy Plast, S.F.No.6, Madagulam Village, Thirupparankundram Taluk, Madurai District	0.19	Recycler	Operating
154	Chendur Plast S.F.No.5/ 1, Vidathakulam Village, Madurai East Taluk, Madurai District	0.11	Recycler	Operating
155	Sri Vinayaga Polymers S.F.No.7/3, Thiruvalavayanallur Village, Vadipatti Taluk, Madurai District	0.26	Recycler	Operating
156	Sun Star Plastic S.F.No.67/ 1, MelMadurai Village, Madurai West Taluk, Madurai District	0.15	Recycler	Operating
157	P.Natrajan Plastic, S.F.No. 7, Melmadurai Village, Madurai West Taluk, Madurai District	0.11	Recycler	Operating
158	Ganesh Plastics S.F.No.34, Melmadurai Village, Madurai West Taluk, Madurai District	0.07	Recycler	Operating
159	ADA Plastics S.F.No.29/5, Melmadurai Village, Madurai West Taluk, Madurai District	1.11	Recycler	Operating

160	Suba Plastic Industries S.F. No. 33/ 1, Panaiyur Village, Madurai South Taluk, Madurai District	0.11	Recycler	Operating
161	Aiyyanaar Industries India S.F. No. Shed No. 48, Uchappatti Village, Thirumangalam Taluk, Madurai District	0.56	Recycler	Operating
162	Sri Venkateswara Plastics, S.F. No. 42/2, Chinthamani Village, Madurai South Taluk, Madurai District	0.11	Recycler	Operating
163	Periya Piratti Polymer, SF. No. Shed No. 182, 153 (Part), Uchappatti Village, Tirumangalam Taluk, Madurai District	0.07	Recycler	Operating
164	Meenakshi Polymers SF. No. 27-29/1, Kusavikulam Village, Madurai East Taluk, Madurai District	0.38	Recycler	Operating
165	M/s. TRU GREEN, No. 55, Uthukkottai Highway, Pullarambakkam Village, Tiruvallur Taluk & District	0.5	Recycler	Operating
166	M/s.Suji Plastic Works, S.F.No.145/2,Padmapuram Village, Pallipet Taluk, Tiruvallur District.	0.066666667	Recycler	Operating
167	M/s. Sree Periyandavar Traders , S.F.No. 497 PART, DP. NO. G52E, SIDCO INDUSTRIAL ESTATE, KAKKALUR,, THANEEKKULAM village Tiruvallur Taluk and Tiruvallur District	10	Recycler	Operating
168	M/s. SRI GANESA AND CO, S.F.No. 85, 86 & 87, Plot No. G57/B,C, SIDCO Industrial Estate, Kakkalur,, PUTLUR village, Tiruvallur Taluk and Tiruvallur District.	0.833333333	Recycler	Operating
169	M/s. GEM TRADERS , S.F.No. SF No: 149 Part , VELLANUR village Avadi Taluk and Tiruvallur District.	18.33333333	Recycler	Operating
170	M/s. SK ENTERPRISES, S.F.No. 227/1A Part, NUNGAMBAKKAM villageTiruvallur Taluk and Tiruvallur District	1.666666667	Recycler	Operating
171	M/s GREEN WAY ENTERPRISES, SF.No. Plot No: 160 (S.F.No: 149), VELLANUR Village, AVADI Taluk, Tiruvallur District.	16.66666667	Recycler	Operating
172	M/s. R S PLASTICS , S.F.No. 287/2B2C, THIRUNEERMALAI village, Pallavaram Taluk and Chengalpattu District	0.5	shredded plastics from the plastic scrap	Operating
173	M/s. DHARANI TRADERS , S.F.No. 242/2B(p) of Karumbur Village, KARUMBUR villageChengalpattu Taluk and Chengalpattu District	10	Shredded Plastics	Operating
174	M/s. P K VADUVAMMAL , S.F.No. 166,167,168(Part), KIZHIKARANAI villageChengalpattu Taluk and Chengalpattu District	4	PLASTIC SHREDDED CHIPS	Operating
175	M/s. R F WORLD ENTERPRISES , S.F.No. 41 (PART), CUDDALOOR villageChengalpattu Taluk and Chengalpattu District	1.333333333	SHREDDED PLASTIC CHIPS	Operating
176	-M/s. SUN PLASTICS AND TRADERS , S.F.No. 360, PERAMANUR villageChengalpattu Taluk and Chengalpattu District	1.666666667	REPROCESSED PLASTIC GRANULES (FROM WASTE PLASTICS)	Operating
177	M/s. SUBHADRA STEELS , S.F.No. 166, 167, 168(PART), KIZHIKARANAI villageChengalpattu Taluk and Chengalpattu District	1.666666667	REPROCESSED PLASTIC GRANULES (FROM WASTE PLASTICS)	Operating
178	M/s. W2W REPROCESSORS , S.F.No. 41 (Part), CUDDALOOR villageChengalpattu Taluk and Chengalpattu District	3.333333333	REPROCESSED PLASTIC GRANULES (FROM WASTE PLASTICS)	Operating

179	M/s. QUALITY BUSINESS SYSTEMS UNIT 2 , S.F.No. 166, 167, 168 part; Plot No. B-4/32, Part 2, KIZHIKARANAI villageChengalpattu Taluk and Chengalpattu District	20	. Shredded Plastics	Operating
180	M/s. MICHEAL TRADERS , S.F.No. Plot No.129/100, PAMMAL villagePallavaram Taluk and Chengalpattu District	0.666666667	Plastic Granules	Operating
181	M/s. REHOBOTH ENTERPRISES PLASTIC DIVISION , S.F.No. SF.No. 81/2A (p),81/2B(p),81/2C(p) & 812D(p) of Kalivanthapattu Village, KALIVANTHAM PATTU villageChengalpattu Taluk	10	Reprocessed Plastic Granules from waste plastics	Operating
182	M/s. JASMINE TRADERS , S.F.No. 60/1C, MANGALAM A and B villageTirukalukundram Taluk and Chengalpattu District	2	Shredding of plastic scraps (Plastic laminate wrapper, PVC Sleeve waste, pet bottle, Plastic poly film & poly material bags)	Operating
183	-M/s. BLOOMING RECYCLES , S.F.No. 166, 167 & 168 (pt), KIZHIKARANAI villageChengalpattu Taluk and Chengalpattu District	5	Shredded Plastics	Operating
184	M/s. UNITED ENTERPRISES , S.F.No. 185/2A, PAMMAL village, Pallavaram Taluk and Chengalpattu District	1.65	COMPOSTABLE FILM / BAGS FOR PRIMARY, INTEGRATED AND SECONDARY PACKAGING	Operating
185	MARUTHAM BIO INDUSTRIES,SF.No. 102/8E & 8G,KOVILACHERI Village, TAMBARAM Taluk, Chengalpattu District	2.633333333	Compostable Film / Bags For Primary, Integrated And Secondary Packaging	Operating
186	NATUR TEC INDIA PVT LTD,SF.No. 187/1A,PAMMAL Village, PALLAVARAM Taluk, Chengalpattu District	4.25	WAREHOUSE OF PLASTIC GRANULES, PLASTIC FILMS & PLASTIC COMPONENTS ETC., COMPOSTABLE FILM / BAGS FOR PRIMARY, INTEGRATED AND SECONDARY PACKAGING	Operating
187	M/s. N.DHANASEKARAN NADAR TRADERS-UNIT 2 , S.F.No. 207/2, 207/2A2, THIRUNEERMALAI village, Pallavaram Taluk and Chengalpattu District	1.666666667	E-Waste	Operating
188	M/s. POWNU POLYMER AND CO , S.F.No. 464/1B2 & 465/1B2, SIRUKUNDREM villageTirupporur Taluk and Chengalpattu District	0.75	Plastic Granules	Operating
189	M/s. JSK TRADERS , S.F.No. 18/4 & 12/1 of Vallancheri, VALLANCHERI villageChengalpattu Taluk and Kancheepuram District	26.66666667	Cutting & Packing of Iron (Metal) Scrap, Shredded plastics, Pressing & Baling of waste carton	Operating
190	M/s. BRIGHT ENTERPRISES , S.F.No. 126/4, KOTTIVAKKAM village, Sholinganallur Taluk and Chennai District	0.033333333	SEGREGATION AND BALING OF PLASTIC WASTE	Operating
191	M/s. POWNU POLYMERS AND CO , S.F. No. 464/1B2 & 465/1B2, SIRUKUNDREM village, Tirupporur Taluk and Chengalpattu District	0.75	Plastic Granules	Operating
192	M/s. M A K ILAHI & CO , S.F.No. 403/1, JAMIN PALLAVARAM 1 and 2 villagePallavaram Taluk and Chengalpattu District	3.333333333	Manufacturing of Waste Plastic Recycling Granules	Operating
193	M/s. MASS PAPER WORKS , S.F.No. 188/2, KONDAMANGALAM villageChengalpattu Taluk and Chengalpattu District	1.5	Reprocessed Plastic Granules	Operating

194	M/s. ANBU PLASTICS PVT LIMITED , S.F.No. 166(Part), 167&168 (Part), KIZHIKARANAI village, Chengalpattu Taluk and Chengalpattu District	1.308333333	PLASTIC SHREDDED CHIPS, PLASTIC INJECTION MOULDING COMPONENTS	Operating
195	M/s. MAADAN TRADERS UNIT II , S.F.No. Survey No.95/2 (Part), PAMMAL villagePallavaram Taluk and Chengalpattu District	1.333333333	REPROCESSED PLASTIC GRANULES (FROM WASTE PLASTICS)	Operating
196	M/s. AAA INDUSTRIES , S.F.No. 41 , CUDDALLOOR villageChengalpattu Taluk and Chengalpattu District	1.333333333	SHREDDED PLASTIC CHIPS	Operating
197	M/s. SRI LAKSHMI DEVI ENTERPRISES , S.F.No. 150/2C1 (Pt), MANGALAM A and B villageTirukalukundram Taluk and Chengalpattu District	0.166666667	Shredded plastic chips	Operating
198	M/s. ENVIROGREEN E - WASTE RECYCLING SOLUTIONS (PLASTIC DIVISION) , S.F.No. 2134/2, PALUR villageChengalpattu Taluk and Chengalpattu District	16.666666667	Shredded Plastics	Operating
199	M/s. SALI & SONS TRADERS , S.F. No. 29/1B, PERUMALTHANKAL village, Chengalpattu Taluk and Chengalpattu District	25	Plastic Chips	Operating
200	M/s. Ascent Poly, 175/3, Kongudayampalayam Village, Vaalai, Erode Taluk, Erode District 638 003	0.666666667		In operation
201	M/s. Ramdev Polymers 1/136, Thambiramvalasu, Nanjai Uthukuli Modakurichi Taluk, Erode District 638 104	0.333333333		In operation
202	M/s. MARUTHI POLY PACKS Puduvalasu Nasiyanur Post Erode 638 107	0.95		In operation
203	M/s. Shree Lakshmi Polymers 12-B, II Street, Mudali Thottam, Periyasemur, Erode-638 004.	0.216666667		In operation
204	M/s. Shri Sakthi Polymers Amman Plastic 306, Periyasemur Village Erode Taluk Erode District	0.125		Not in operation
205	M/s. Nakoda Polymers R.S.NO-38-1,Bhavani Main Road, Kamaraj Nagar,B.P. Agraharam, Erode-638 005.	2		Not in operation
206	M/s. KEERTHANA PLASTICS, 25 Kalaingar Nagar, Karungalpalayam, Erode 638 003	1		In operation
207	M/s. Maya Plastic 378, Sukiramaniam Gounder Valasu, Near Chinna Mariamman Koil, Veerappan Chatram Post, Erode - 638 004.	0.125		In operation
208	M/s. Shree Sakthi Vinayaka Poly Packs, 11, Gandhiji Road, Near Bharathi Theatre, Veerappanchatram, Erode-638 004.	0.166666667		In operation
209	M/s. V.P. Plast 7-C, Kalaingar Nagar,Karungalpalayam,Erode- 638 003.	11.666666667		In operation
210	M/s. Polymer Point, 1675/5, Avalpoondurai Village, Modakurichi Taluk, Erode District 638 115	0.2		In operation
211	M/s. K. Jayakumar Plastic 2, N.G.G.O Colony 4th Street, Surampatty, Erode- 638 009.	0.133333333		In operation
212	M/s. N.P.V.M. Plastic D 387, Anaikattu Road, Surampattivalasu, Erode- 638 009.	0.833333333		In operation
213	M/s. V.S. Products L3 SIDO Industrial Estate Chennimalai Road Erode 638 001	0.333333333		In operation

214	M/s. Om Polymer E-2, SIDCO Govt.Industrial Estate, Chennimalai Road, Erode 638 001	0.466666667		In operation
215	M/s. Om Plast L-3, SIDCO Industrial Estate, Chennimalai Road Erode Taluk Erode-638 001.	0.4		In operation
216	M/s. Chetan Plastic II 63/3, Balaji Nagar, Narmadha Mill Road Perumalmalai, Bhavani Main Road, Erode 638 005	11.66666667		In operation
217	M/s. Mahesh Traders 477- 2 46 Pudur Village Kiliampatti Road Nathagoundenpalayam Post Erode - 638 115	0.3		In operation
218	M/s. Firoz and Company 46 Pudur Village Ellai Nagar Kuthiraipadi Vaaikaal Medu Nathagoundenpalayam Erode	0.326666667		In operation
219	M/s. Sri Murugan Industry 46, Pudur Village, Anaikkalpalayam Road, Erode Tk.,	0.15		In operation
220	M/s. India Polymers 63-2 A Parisalthurai Road, Ashokapuram Kaspapettai Erode 638 115	0.216666667		Not in operation
221	M/s. Eswari Plastic New No.68 Old No - 151 K.A.S. Nagar Kaungalpalaym, Erode-638 003.	0.966666667		In operation
222	M/s. Ram Plastics 13 Krishna Moorthy Thottam 2nd Street, Karungalpalaym Erode Taluk Erode District 638 003	0.416666667		In operation
223	M/s. Pachiamman PVC Plastic 1, Kalaingar Nagar, Karungalpalayam, Erode-638 003.	0.083333333		In operation
224	M/s. Santhya Plastic Kallagoundanpalayam Modakurichi Kaspapettai Post Erode 638 115	0.151666667		In operation
225	M/s. RPC Industry DOOR NO 329 CAUVERY ROAD OPP VANDIYURAN KOVIL KARUNGALPALAYAM ERODE 638 003	2.5		In operation
226	M/s. Sri Jothi Pipes Plot No-15 SIDCO Industrial Estate Nanjai Uthukuli Village Erode Taluk Erode District 638 104	0.416666667		In operation
227	M/s. Chetan Plastics D.No.021/1, Narmada Mill Road Amman Nagar, R.N. Pudur Post Erode 638 005	5		In operation
228	M/s. Shri Kumaran Polymers 15 Babu Thottam Balathandayutham 2nd St Gandhipuram Vendipalayam Erode 638 002	0.5		In operation
229	M/s. S.Navinkumar 131-1 Mamarathupalayam Periyasemur Gangapuram Village Erode 638 004	1.716666667		In operation
230	M/s. S K PLASTICS Kumilamparappu Village Chithode Post Erode 638 102	0.666666667		In operation
231	M/s. Plas Tech Plot No.85 EDISSIA Industrial Estate, KA Erode Taluk Erode District	0.833333333		In operation
232	M/s. Sri Boomadevi Polymers Allankattuvalasu, Nathagoundenpalayam, A Modakurichi Taluk Erode District 638 115	1.133333333		In operation
233	M/s. G.S.Industries, S.F. No.273/7, Plot No. 6, SIDCO Industrial Estate, Parvathip ram Village, Vadalur, Kurinjipadi Taluk, Cuddalore District	1.166666667	Plastic waste processors	Operating

234	M/s. Sri Thirupathi plastic and traders, Old S.F.No.59/2, New S.F.No.206/2, SIDCO Industrial Estate, Semmandalam Kondur Village, Cuddalore District	0.076666667	Plastic waste processors	Operating
235	/s. Maruthi Plastics And Traders, 59/1A, SIDCO Industrial Complex, Semmandalam, Cuddalore Taluk , Cuddalore District	0.076666667	Plastic waste processors	Not in Operation
236	M/s. Sri Venkateswara Plastics And Traders, No-15, SIDCO Complex, Semmandalam, Cuddalore 607 001.	0.666666667	Plastic waste processors	Not in Operation
237	M/s. Sree Kolanjiappar Products, No.33, SIDCO Industrial Estate, Vadalur, Kurinjipadi Taluk, Cuddalore District	0.066666667	Plastic waste processors	Not in Operation
238	Manisha Poly Packs	0.83	Waste Plastic Covers and Plastic Granules	Operating
239	GB Enterprises	2.5	Plastic PP Chips	Operating
240	Sri Lakshmi Polymers	1.66	Waste Plastic Covers & Chips	Operating
241	Meenaxi Packagings	0.37	PP Granules	Operating
242	SSMR Poly Pack	13 Nos/Day	PP Plastic	Operating
243	Sabir Polymers	0.67	Waste Plastic paper/cover	Operating
244	Sakthi Industries	1.5	PP Granules	Operating
245	M/S. Melvin Traders S.F.No. 284/4A1, Korampallam Part I Village Thoothukkudi Taluk & Thoothukkudi District	0.833333333	Recycled Plastic Granules -	Operating
246	M/S. Karna Plastics , S.F.No. 1508/6 Part, Mudivaithanendal Village, Thoothukkudi Taluk & Thoothukkudi District	10	Reprocessed Plastic And Pet Granules -	Operating
247	M/S. Arunachalam Plastics , S.F. No. 553/2A1, Pandavarmangalam Village, Kovilpatty Taluk & Thoothukkudi district	1	Various Injection Plastic Itmes	Operating
248	M/S. Sri Krishna Polymers S.F.No. 293 Part, 294 Part, Tittangulam Village, Kovilpatty Taluk & Thoothukkudi District	0.133333333	Reprocessed Plastic Granules	Operating
249	M/S. S.S.POLY TECH , S.F. No. 240/3A, 319/1B1, Kandasampuram Village, Tiruchendur Taluk & Thoothukkudi district	0.5	LDPE GRANULES	Operating
250	M/S. MEERA PLASTICS, 99 Periya Street, Undankudi, Trichendur Taluk, Thoothukudi District	0.106666667	Recycled Plastic Lumps	Operating
251	M/S. THEEN BROTHERS PLASTIC, RS No 858-6A1 Sivanthakulam, Meelavittan Thoothukkudi Taluk, Thoothukkudi Dist	0.066666667	Recycled Plastic Lumps	Closed
252	M/S. ISAKKIMANI @ PREMA PLASTICS , S.F. No. 311/2B, TITTANGULAM Village, Kovilpatty Taluk & Thoothukkudidistrict	0.05	Injection Moulded Components-	Operating
253	M/S. MADASAMY INDUSTRIES , S.F.No. 4000, THOOTHUKKUDI PART 1 Village, Thoothukkudi Taluk & Thoothukkudi District	0.005	WASTE PLASTIC CHIPS	Operating
254	M/S. KOTTAISAMY INDUSTRIES , S.F.No. 4000, Thoothukkudi PART 1 Village, Thoothukkudi Taluk & Thoothukkudi District	0.05	WASTE PLASTIC CHIPS	Operating
255	M/S. LOTUS RP INDUSTRY , S.F.No. 445/2, 446/2, Iluppaiyurani Village, Kovilpatty Taluk & Thoothukkudi District	0.15	Reprocessed Granules	Closed
256	M/S. P.R.PLASTICS , S.F.No. 1508/6 MUDIVAITHANENDAL Village, Thoothukkudi Taluk & Thoothukkudi District	6.333333333	Recyled Plastics And Pet	Operating
257	M/S. MSPR PLASTICS 373-9, Main Road, Kovilpatti-628 501	0.166666667	Reprocssed Granules	Closed
258	M/s. KUMAR PLASTICS D No 26 Municipal Complex, Jeyaraj Road, Thoothukudi 628 003	0.166666667	Recycled plastic chips	Closed

259	M/s. VICTORY PLASTICS 4/11 A Lukapuram, K Sawyarpuram, Thoothukudi Taluk , Thoothukudi District	0.066666667	Reprocessed plastic lumps	Closed
260	M/s. ROYAL PLASTICS, 16, Kothuva Palli street, Udangudi - 628 203, Tiruchendur Taluk Thoothukudi District	0.066666667	Recycled plastic lumps	Closed
261	M/s. RAJA TRADERS 7/4 Tiruchendur Road Arumuganeri, Tiruchendur Taluk, Thoothukudi District-628202	0.2	Plastic Chips	Closed
262	M/s.Jeba Plastics 620, Paramankurichi village, Tiruchendur Taluk	0.5	Waste plastic chips	Closed
263	M/s. Anand Trading Corporation 84, Kombankulam village Sattankulam Taluk Thoothukudi District	0.416666667	Plastic Lumps	Closed
264	M/s Sapthagiri Circular Pvt Ltd, SF No.35/1, Athivakkam Village, Ponneri Taluk, Tiruvallur District	6.666666667	Reprocessed Plastic Granules	Operating
265	M/s. Sri MRS Traders, NO:35/1, Dharges Road, Athivakkam Village, Ponneri, 600052	3.333333333	Reprocessed Plastic Granules	Operating
266	M/s Jain Recycling Private Limited - UNIT 2, SF.No. Plot No. A2, SIPCOT Industrial Complex, Pappankuppam Village, Gummidipoondi Taluk, Tiruvallur District	26.666666667	Plastic Granules	Operating
267	M/s Ambika Plastics, SF.No. 72/6D, 72/7B,Jagannathapuram Village, Ponneri Taluk, Tiruvallur District	8.333333333	Reprocessed Thermo Plastic Granules	Operating
268	M/s. Sri Balaji Polymer, SF. No. 197,Vichoor Village, Ponneri Taluk, Tiruvallur District	0.666666667	Reprocessed Plastic Granules	Operating
269	Old S.F.NO 73/2 , New S.F.No.85/21, Vadakarai Village, Ponneri Taluk, Tiruvallur District	6.333333333	Reprocessed Plastic Granules	Operating
270	M/s Vignesh Plastics, SF.No. 4/2,Athivakkam Village, Ponneri Taluk, Tiruvallur District	3.166666667	Reprocessed Plastic Granules	Operating
271	M/s Adishesha Industries, SF. No.. 220/1, Lyon Village, Ponneri Taluk, Tiruvallur District	6.666666667	Reprocessed Plastic Granules	Operating
272	M/s Shree Shyam Enviro Task LLP, SF.No.35/1A,Athivakkam Village, Ponneri Taluk, Tiruvallur District	3.333333333	Reprocessed Plastic Chips and Granules	Operating
273	M/s.Sree Balaji Plastics, SF.No. 217/2, Bandikavanur Village, Ponneri Taluk, Tiruvallur District	2	Plastic Recycling	Operating
274	M/s Gaja E Solutions Private Limited, SF.No. 659/11, Vilangadupakkam Village, Ponneri Taluk, Tiruvallur District	2.5	Reprocessed Plastic Granules	Operating
275	M/s Om Plastics, SF.No23/3, Theerthakiriyampattu Village, Ponneri Taluk, Tiruvallur District	2.5	Plastic Granules from waste plastic	Operating
276	M/s Siva Traders, SF.No. 23/3, Theerthakiriyampattu Village, Ponneri Taluk, Tiruvallur District	10	Collection, Segregation And Reprocessing Of Plastic Wastes (Plastic Granules)	Operating
277	M/s Jai Maruthi Polymers, SF.No. 408/8, 408/1,408/6A, 408/4A1,408/4B1,408/7, 408/5,408/9A, Eguvarpalayam Village, Gummidipoondi Taluk, Tiruvallur District	2.666666667	Plastic Granules	Operating
278	M/s Sapthagiri Circular Pvt Ltd, SF. No. 220/1,Lyon Village, Ponneri Taluk, Tiruvallur District	9.916666667	Reprocessed Plastic Granules	Operating
279	M/s Kwallity Granules, SF.No. 43/11,43/12,43/15, Madhavaram Village, Ponneri Taluk, Tiruvallur District	3	Reprocessed Plastic Granules	Operating
280	M/s Virtuous Materials, SF.No. 227/2C,Thatchur Village, Ponneri Taluk, Tiruvallur District	3.333333333	Reprocessed Plastic Granules	Operating

281	M/s Saravana Plastics S.F.No: 6/1,Lyon Village, Ponneri Taluk, Tiruvallur District	0.666666667	Reprocessed Plastic Granules	Operating
282	M/s KM Pet Industries, SF.No. Plot No 26, Vichoor Village, Ponneri Taluk, Tiruvallur District	21.23333333	Recycled PET Flakes - 624 Tons/Month, Bottle Caps- 13 Tons/Month	Operating
283	M/s. VALLI PLAST, S.F.No.126/2C, Pettapalayam Village, Mohanur Taluk, Namakkal District-637015.	1	HDPE Plastic Lumps and Granules	Operating
284	Vinayagaa Plastics, 3B TVK 2nd Link Road, Tiruvallur Nagar,Kodungaiyur,Chennai 600 118	0.198	Reprocessed Granules	Operating
285	Bhavani Plastics, Plot No 19 Harbour Colony,2nd Street Kodungaiyur,Chennai 600 118	0.03	Reprocessed Plastics Granules	Operating
286	P.P. Industries,91 Strahans Road,,Otteri,,Chennai 600 012	0.266666667	Reprocessed Plastic Granuals	Operating
287	Saraswathi Plastic Industries,9 Milk Colony Road Sastri Nagar,Kodungaiyur,Chennai600 118	1.8	Reprocessed Plastic Granules	Operating
288	Aruna Plastic,11 Kosimani Street Annanagar,Korukkupet ,Chennai 600	0.066666667	Reprocessed Plastic Granuals-	Operating
289	S M P Plastics,19 B Kamarajar Salai,Kodungaiyur,Chennai 600 118	0.333333333	Reprocessed HDPE LDPE Granules	Operating
290	N R Plastics ,12 9th S t Sasi Reka Amma Nager,,Kodungaiyur,Chennai 600118	0.256666667	Reprocessed Plastic Granules-	Operating
291	Sree Kamalam Plastics,22 Andiappamudali Street,Old Wahermenpet,Chennai 600 021	0.173333333	Reprocessed HDPE LDPE Granules	Operating
292	Raj at Plastics,72 T H Road Kamaraj Nagar,Kodungaiyur,Chennai 600 118	0.316666667	Reprocessed Plastic Granuals	Operating
293	Jyothi Plastics,7-20 TNHB Industrial Estate,Muthamil Nagar Kodungaiyur,Chennai 600 118	10	Reprocessed Plastic Granules Containers	Operating
294	Sri Venkateswara Plastics,7 Subramani Street,KrishnaMurthy Nagar,Chennai 600 118	0.24	Reprocessed Plastic Granules	Operating
295	Raj Plastics,New No 125 Old No 60-1,Dr.Ambedkar College Road,Chennai 600 012	0.326666667	Reprocessed Plastic Granules-	Operating
296	Pollu Plastic,1 Bhavani Amman Street,KrishnaMurthy Nagar,Kodungaiyur Chennai 600 118	0.126666667	Reprocessed Plastic Granuals-	Operating
297	M A Plastics,3 PonnuSwamy Nager,Kodungaiyur,Chennai600 118	0.25	Reprocessed Plastic Granules-	Operating
298	Thivya Plastics,Plot No 45 7th Block Phase II,Indl EstateKodungaiyur,Chennai 600 118 -	0.2	Reprocessed Plastic Granules	Operating
299	Sri Poly Tech,44/4 and 44/5 Ambedkar College Road,Pulianthope,Chennai 600 012	1.9	Reprocessed Polypropylene Granules HDPE LDPE Granules-57, T/M	Operating
300	Sree krishna Plastics Kodungaiyur,105-4 K.M.A.Indl.Estate,Kodungaiyur,Chennai 600 118	0.5	Reprocessed 15,Tonnes/M Granules	Operating
301	Centura Polymers,?/39, TNHB Industrial Estate, Muthamil nagar, Kodungaiyur,,Chennai - 600 118	0.666666667	Reprocessed Plastic Granuals	Operating
302	Shiva Industries, No 10 B, K M A Industrial Estate,Koungaiyur,Chennai 600 118	0.093333333	Reprocessed Plastic Granuals	Operating
303	Saswath Polymer Industries ,No.5, Milk Colony Road, Kodungaiyur,,Chennai - 600 118	2.4	Reprocessed Plastic Grannules	Operating
304	Tamilnadu Plastic Industry, Old NO 74, New No 165, Demolash road, Pattalam, chennai 12	0.38	Reprocessed Plastic Chips	Closed
305	N R plastics, No 13, 9th street, Sasirekaha Amma Nagar, Kodungaiyur Chennai 118	0.256666667	Reprocessed Plastic Granules	Operating
306	M/s.KARKALAIYAR PLASTIC WORKS, S.F.No. DOOR NO.27/14 of Choolai, PURASAWALKAM PART 1 village, Purasawalkam Taluk, Chennai District.	0.168333333	Reprocessed Plastic Granules	Operating

307	M/s BENNEY PLASTIC AND GRINDING WORKS,SF.No. DOOR NO 19/1, JEEVARATHINAM SALAI,TONDIARPET PART 1 Village, TONDIARPET Taluk, Chennai District	0.166666667	Reprocessed Plastic Granules & Plastic Chips	Operating
308	MIS. SRI RAMYA PIPE INDUSTRIES, 19-1A, TADANGAM VILLAGE, THOKKAMPATTI POST, NALLAMPALLI TALUK DHARMAPURI DISTRICT-636 705.	0.383333333	PVC Scrap	Operating
309	MIS RASI PVC PIPES, 19-3 , TADANGAM VILLAGE, THOKKAMPATTI POST, NALLAMPALLI TALUK DHARMAPURI DISTRICT-636705	0.610833333	PVC Scrap	Operating
310	M/S.ADHIYAMAN PVC PIPES, S.F.NO,428/3, SHED NO.E.4, A.JETTIHALLI VILLAGE, SIDCO INDUSTRIAL ESTATE, NALLAMPALLI TALUK DHARMAPURI DISTRICT - 636705	0.6	PVC Scrap,	Operating
311	M/S.ROHINI PIPES, 428-7E,THADANGAM VILLAGE, AVVAIVAZHI, THOKKAMPATTI POST, NALLAMPALLI TALUK DHARMAPURI DISTRICT-636705	0.5	PVC Pipe Scrap,	Operating
312	M/S.MOORTHY PLASTICS, S.F.NO.218,219/2, PLOT NO.8A/3 & 8A/4, SIDCO INDUSTRIAL ESTATE, AJETTIHALLI VILLAGE, NALLAMPALLI TK, DHARMAPURI	0.666666667	Plastic Scrap	Operating
313	M/S . SREE SELVAGANAPATHY PLASTICS S.F NO.264/1A,264/1B, NALLAMPALLI VILLAGE, NALLAMPALLI TALUK, DHARMAPURI DISTRICT-636807.	0.333333333	Plastic Scrap	Operating
314	M/s.SRI VENKATACHALAPATHY PLASTIC WORKS, 376-5, GENGALAPURAM VILLAGE, PAGALPATTI POST, NALLAMPALLI TALUK, DHARMAPURI DISTRICT — 636 807	1.2	Plastic scrap	Operating
315	M/S.SRI DHARANI PLASTICS S.F.NO-219/2,A JETTIHALLI VILLAGE, SIDCO INDL ESTATE, NALLAMPALLI TK,DHARMAPURI DISTRICT-636705.	0.333333333	Plastic scrap	Operating
316	M/s.MOHAN POLYMERS NO 2 A JETTIHALLI VILLAGE, SIDCO INDL ESTATE, NALLAMPALLI TK, DHARMAPURI DISTRICT-636705	0.6	Plastic Lumps	Operating
317	M/s.SAKTHI PLASTICS, PLOT NO.8/A-1 A JETTIHALLI VILLAGE, SIDCO INDL ESTATE, NALLAMPALLI TK, DHARMAPURI DISTRICT-636705	0.3	Plastic Waste Scrap	Operating
318	M/s.GANESA STORE E-6 A JETTIHALLI VILLAGE, SIDCO INDL ESTATE, NALLAMPALLI TK, DHARMAPURI DISTRICT-636705	0.2	HDPE Plastic scrap	Operating
319	M/S.K S RAJA PLASTIC COMPANY, S.F.NO.339 PART, V.G.PALAYAM VILLAGE,SOGATHUR POST, DHARMAPURI TALUK AND DIST	0.19	Virgin Plastic Granules, Waste Plastic	Operating
320	M/s.KRC TRADERS, A.REDDIHALLI VILLAGE, PENNAGARAM ROAD, DHARMAPURI TALUK, DHARMAPURI DISTRICT - 636701	nil	Plastic scrap	Operating

321	M/S. SOLAYAPPAN PLASTICS, 3/4BC , PERUMAL KOIL STREET., DHARMAPURI TALUK, DHARMAPURI DISTRICT - 636701	0.5	Plastic Scraps	Operating
322	M/S.VIJAY PVC PIPES S.F.NO- 290/1C,SOMANAHALLI VILLAGE, NALLAMPALLI TALUK DHARMAPURI DIST-636803.	0.333333333	Plastic Scrap	Operating
323	M/S.SRI RAJA RAJESWARI PLASTIC INDUSTRY A.JETTIHALLI VILLAGE, • NALLAMPALLI TK, DHARMAPURI DISTRICT-636807.	0.32	Used milk Covers	Operating
324	M/S.M G S PLASTICS, S.F.NO.43/1A,3B,44/4, THADANGAM VILLAGE, NALLAMPALLI TALUK DHARMAPURI DISTRICT - 636705	1	Plastic Waste	Operating
325	M/S.JOTHI PLASTIC WORKS PVC PIPES, S.F.NO.250/2C, NEELAPURAM, CHETTIKARAI VILLAGE, DHARMAPURI TALUK, DHARMAPURI DISTRICT - 636704	0.25	HDPE Granuels	Operating
326	M/s. POORNIMA PLASTICS, 127/4, A.JETTIHALLI VILLAGE, DHARMAPURI TALUK DHARMAPURI DISTRICT - 636807	0.32	plastic covers	Operating
327	SRI SIVASAKTHI PLASTICS SHED NO 21 SIDCO INDUSTRIAL ESTATE A..TETTIHALLI VILLAGE, NALLAMPALLI TK, _ DHARMAPURI DISTRICT-636705.	0.24	paper	Operating
328	M/S. THIRU ARUNA POLYMERS , S.F.NO. 72/2, MANJAVADIVILLAGEPAAPPI REDDI PATTI TALUK AND DHARMAPURI DISTRICT	0.4	PVC Scrap	Operating
329	M/s.SRI JOTHI PVC PIPES, S.No.82/1A2, DHALAVAIHALLI VILLAGE, NALAMPALLI TK, DHARMAPURI DISTRICT- 636803	0.666666667	PVC Scrap,	Operating
330	M/s.S J PLASTICS,S.F.No. 84/4,A,REDDIHALLI VILLAGE & POST NEAR CITY RICE MILL COMPOUND DHARMAPURI TK DHARMAPURI DIST - 636703	0.683333333	LDPE Covers	Operating
331	M/S .SARAVANA PIPES, A.REDDIHALLI VILLAGE, SOGATHUR POST, DHARMAPURI TK DHARMAPURI DIST - 636703	0.833333333	PVC Scrap,	Operating
332	M/S.SITHESWARA PVC PIPES, 174/6, MUTHUGOUNDANKOTTAIK, K. NADHUHALLI KADAGATHUR POST DHARMAPURI DIST - 636809	0.333333333	PVC Resin,	Operating
333	M/s.SRI LAKSHMI PVC PIPES, SNo-766/A, BANDARAHALLI VILLAGE, ARUNAGIRIKOTTAI, KARIMANGALAM TK, DHARMAPURI DIST - 635213	0.333333333	PVC Scrap,	Operating
334	NIRMAL POLYMER , S.F.NO. 86/2C, TADANGAM VILLAGENALLAMPALLI TALUK AND DHARMAPURI DISTRICT	0.083333333	Plastic Covers	Operating
335	M/S.M V M PLASTICS, 429,4 , SIDCO INDUSTRIAL ESTATE A.JETTIHALLI VILLAGE, NALLAMPALLI TALUK, DHARMAPURI DISTRICT - 636705	0.091666667	waste plastic	Operating

336	M/S SATHYA PLASTICS, 430/1, A.REDDIHALLI VILLAGE, DHARMAPURI TALUK AND DISTRICT- 636702	0.666666667	waste milk cover and waste pockets	Operating
337	M/s.S.S.INDUSTRIES, 158/1B3, A.REDDIHALLI VILLAGE, DHARMAPURI TALUK ANDDISTRICT -636702	0.666666667	waste milk cover and waste pockets	Operating
338	M/S.SAKTHI PLASTICS COLLECTOR BUNGALOW ROAD, A JETTIHALLI VILLAGE NALLAMPALLI TALUK DHARMAPURI DISTRICT a-636 807	0.15	Waste Plastic Covers	Operating
339	M/S.BHAKIYA PVC INDUSTRIES, S.F.NO.417/2 PART JOLLAMPATTI VILLAGE, KOTTUMARANAHALLI POST, KARIMANGALAM TALUK, DHARMAPURI DISTRICT - 635205	1.3	Resin Powder	Operating
340	M/S.SHANKAR PLASTIC INDUSTRY, S.F.NO.6/1A1A MAVERIPATTI VILLAGE, HARUR TALUK, DHARMAPURI DISTRICT - 636905	0.833333333	Plastic Waste Cover	Operating
341	K.R.K. PVC PIPES S.F.NO.46/2, VETTHALAKARAN PALLAM ROAD, COLLECTOR BUNGALOW BACK SIDE, A.JETTIHALLI VILLAGE NALLAMPALLI TALUK DHARMAPURI DISTRICT	1.333333333	PVC Scraps	Operating
342	M/S.KUMUTHA PLASTICS, S.F.NO.143/9,144/4,A.JETTIHALLI VILLAGE,NALLAMPALLI TALUK, DHARMAPURI DISTRICT - 636807	0.533333333	Waste plastic Scraps, Plastic Granules	Operating
343	M/S.NEW WORLD PLASTIC INDUSTRIES, S.F.NO.577/1A, PODUR STREET, PENNAGARAM VILLAGE AND TALUK, DHARMAPURI - 636810	0.666666667	Plastic Scraps	Operating
344	M/S.ORT TRADERS, S.F.NO.145/2,145/1A2, A.JETTIHALLIVILLAGE, NALLAMPALLI TALUK, DHARMAPURI DISTRICT - 636705	0.4	Virgin Plastic,Plastic Scrap	Operating
345	M/S.SIVA PLASTICS, S.F.NO.404/2, THADANGAM VILLAGE, NALLAMPALLI TALUK, DHARMAPURI DISTRICT - 636705	5	Waste Milk Cover, Water Packet and Plastic Scraps	Operating
346	SRI MALAYANOORA PIPES , S.F.NO. 716/25,721/3G,723/2B,723/3B, MANIYATHAHALLI VILLAGENALLAMPALLI TALUK AND DHARMAPURI DISTRICT	2.5	PVC Scrap	Operating
347	M/s.SRI BALAJI PLASTICS, S.F.NO.143/1, A.JETTIHALLI VILLAGE, NALLAMPALLI TALUK, DHARMAPURI DISTRICT - 636807	0.666666667	Plastic Scrap	Operating

Annexure VI (Column 7)

Details of Unregistered Manufacturers

S.No.	Name of the unit	Capacity	MLP/ Rigid/ Flexible/ Recycler/ Co-processing/ Compostable / Others (Please specify)	Status (Operating/Closed)	Details of Action taken against the unregistered unit
1	M/s. Skybert Paper Cups 7/168, Murukaravilai Paikadu Cherppalore, Kanyakumari District	Not assessed	Plastic coated paper cups	Closed	These unregistered units were closed
2	M/s. Vista Paper Cups 4/94A, Keerivilai, Mathar, Kanyakumari District	Not assessed	Plastic coated paper cups	Closed	These unregistered units were closed
3	M/s. API Polypack	Not assessed	Plastic carry bags, plastic coated paper cups	Closed	These unregistered units were closed
4	M/s. Sudhakar Paper Cups 9/119, Gandhipuram Thoppur, Madurai District	Not assessed	Plastic coated paper cups	Closed	These unregistered units were closed
5	M/s. Satish Paper Cups Maudrai	Not assessed	Paper cups	Closed	These unregistered units were closed
6	M/s. Vignesh paper industries Chennai	2.0T/M	Plastic coated paper cups	Closed	These unregistered units were closed
7	M/s. Sri Sakthi Murugan Plastics, Vadalur, Cuddalore district	Not assessed	Plastic coated tea cups	Closed	These unregistered units were closed
8	M/S. Murugan Paper Cups Eri Street, Salem district	Not assessed	Plastic coated tea cups	Closed	These unregistered units were closed
9	M/s. Velmurugan Paper Cups Soolakarai Udayar Theru Salem District	Not assessed	Plastic coated paper cups	Closed	These unregistered units were closed
10	M/s. Alwar Paper Cup, Senthur Nagar, Madurai District	Not assessed	Manufacturing of plastic coated paper cups	Closed	These unregistered units were closed
11	M/s. Ganesh Plastics, No.15/2, Nethaji Road, Madurai District.	Not assessed	Small pet bottles in various sizes Without valid consent	Closed	These unregistered units were closed

12	M/s. Shri Murugu Eco Products No.196/East street, Madurai District	Not assessed	Plastic coated paper cups	Closed	These unregistered units were closed
13	M/s. Madura Paper Products No.27P , Karpaga Vinayagar Nagar Madurai Dt	Not assessed	Plastic coated paper cups	Closed	These unregistered units were closed
14	M/s. R.R. Paper Cups, Saravana Poigai Road, Madurai District	Not assessed	Plastic coated paper cups	Closed	These unregistered units were closed
15	M/s. Ruji Cups, No.461/5, Thiruvallur Nagar Madurai District	Not assessed	Plastic coated paper cups	Closed	These unregistered units were closed
16	M/S. Amogham paper cups Salem District	Not assessed	Plastic coated paper cups	Closed	These unregistered units were closed
17	M/s. Senthilmurugan Plastics Dindigul District	Not assessed	Plastic coated paper cups	Closed	These unregistered units were closed
18	M/s. Akshara Paper cups Virudhunagar district	50000 per day	Plastic coated paper cups	Closed	These unregistered units were closed
19	M/s. Subhadra Packaging Anumapalli layout Krishnagiri district(formerly vikram engineering)	Not assessed	Plastic carry bags, rolls and covers	Closed	These unregistered units were closed
20	M/s. Ramdev Industries Anumapalli agraharam Krishnagiri district	Not assessed	Plastic carry bags, rolls and covers	Closed	These unregistered units were closed
21	M/s. Mahadev & Co Anumapalli agraharam village Krishnagiri district	Not assessed	Plastic carry bags, rolls and covers	Closed	These unregistered units were closed
22	M/s. Mahadev industries Anumapalli agraharam sipcot post Krishnagiri district	Not assessed	Plastic carry bags, rolls and covers	Closed	These unregistered units were closed
23	M/s. Xing Paper Cup, D.NO.101/B, Arumugam Road, Sivakasi, Virudhunagar District	50000nos/day	Manufacture of plastic carry bags	Closed	These unregistered units were closed
24	M/s. GVT Cone. 204/6D Andalpuram Village, Sattur Virudhunagar Dt	50000nos/day	Plastic coated ice cream cups	Closed	These unregistered units were closed

25	M/s. Jeeva Cup Products, 204/6 andalpuram village, sattur town, virudhunagar district	500000/day	Plastic coated ice cream cups	Closed	These unregistered units were closed
26	M/s. Nevedha Poly print Bag, Alapakkam, porur Chennai-116	1000/nos per day	Woven plastic carry bags	Closed	These unregistered units were closed
27	M/s. Kumaran Poly Bag Alwarthirunagar, Chennai-87	2000nos per day	Woven plastic bags	Closed	These unregistered units were closed
28	M/s.Sri Poly Sacks Alapakkam, Chennai-	2000nos per day	Woven carry bags from plastic	Closed	These unregistered units were closed
29	M/s. Arathana Polymers, 1/122 eacheneri village, Sivagangai district		Plastic coated tea cups	Closed	These unregistered units were closed
30	M/s. Dharshika Non-woven Sivagangai district		Plastic flags	Closed	These unregistered units were closed
31	M/s. Shree Venkedeshwara Industries Dindigul		Plastic carry bags	Closed	These unregistered units were closed
32	M/s. Silambarasan Paper Cups Panaiyur village, Madurai south taluk, Madurai		Plastic coated paper cups	Closed	These unregistered units were closed
33	M/s. Popular Plastics No.133, B.R.Plastic compound, Madurai		Non woven carry bags	Closed	These unregistered units were closed
34	M/S. Madhumitha Polymers, Ayyanar Nagar, Dindigul district		Plastic carry bags	Closed	These unregistered units were closed
35	M/s. Mohan Plastics, Agaram Town Panchayat, Dindigul district		Plastic carry bags	Closed	These unregistered units were closed
36	M/s. Andavar Plastic Recyclers- Dindigul	Dindigul		Closed	These unregistered units were closed
37	M/s. Unnamed unit Located no.76, santhome colony chennai	chennai		Closed	These unregistered units were closed
38	M/s. Vel Plastics Viraganoor Bridge, Madurai District	Madurai		Closed	These unregistered units were closed

39	M/s. G Mani Paper Cups, Salem taluk, and Salem District	Salem		Closed	These unregistered units were closed
40	M/S. Tamil nadu Plastics Madukarrai coimbatore	Coimbatore		Closed	These unregistered units were closed
41	M/s. Faya Traders Coimbatore	coimbatore		Closed	These unregistered units were closed
42	M/s. J.V.K. PLASTICS Coimbatore	coimbatore		Closed	These unregistered units were closed
43	M/s. Ganapathy Traders, Vazhapadi, Salem	salem		Closed	These unregistered units were closed
44	M/s. Hari Paper Cups, Salem district	salem		Closed	These unregistered units were closed
45	M/s. Nithya Paper Cips	Salem		Closed	These unregistered units were closed
46	M/s. Periyasamy Paper Cups	Salem		Closed	These unregistered units were closed
47	M/s. Unnamed Carry Bag Manufacturing unit Vadaperumbakkam chennai	Chennai		Closed	These unregistered units were closed

Annexure-VII (Column 9)

Details of violations & action taken on non-compliance of provisions of PWM Rules, 2016, as amended, 2018					
Sl. No.	Rule	Provisions	Violator	Nature of Violation	Action taken
1	4(c)	Carry bag made of virgin or recycled plastic, shall not be less than fifty microns in thickness;	1088	Use and promotion of plastic carry bags	issued and penalties were imposed. Carry bags made of recycled plastic will be fined between Rs.500/- and Rs.2,000/- for shop owners who violate the use of plastics less than fifty microns in thickness.
2	4(d)	Plastic sheet or like, which is not an integral part of multi-layered packaging and cover made of plastic sheet used for packaging, wrapping the commodity shall not be less than fifty microns in thickness except where the thickness of such plastic sheets impair the functionality of the product	327	Plastic sheets are used for fold the foods and carry bags given to carry the goods	Notices were issued, penalties were imposed and awareness programmes were conducted
3	4(f)	Sachets using plastic material shall not be used for storing, packing or selling gutkha, tobacco and pan masala;	24	Use of sachets for packaging or sale of products that are packaged in the same	These are banned in the constituency, notices issued to shops that sold or used the same and penalties were imposed
4	4(h)	Carry bags made from compostable plastics shall conform to the Indian Standard: IS 17088:2008 titled as Specifications for Compostable Plastics, as amended from time to time. The manufacturers or seller of compostable plastic carrybags shall obtain a certified from the Central Pollution Control Board before marketing or selling;	-	Sale or use of compostable plastics that does not conform to the Indian Standard IS 17088:2008	Penalties were imposed on the entities where the compostable carry bags were not of Indian Standard: IS 17088:2008
5	6(1) & (7)	Every local body shall be responsible for development and setting up of infrastructure for segregation, collection, storage, transportation, processing, and disposal of the plastic waste either on its own or by engaging agencies or producers.	NA	NA	Plastic waste is collected and grind in a plastic grinder and sold for paving and cement production. Plastic waste is collected and ground in a plastic grinder and sold for paving and cement production.
6	6(2)(g)&7©	Ensuring that open burning of plastic waste does not take place	-	Burning of plastic waste in public spaces and other open areas	Knowledge/ Awareness imparted to all stakeholder & Cleanliness worker. Notices were issued to people who were burning plastic waste in public spaces and penalties were imposed.
7	8(1)(a)	The waste generator shall take steps to minimise generation of plastic waste and segregate plastic waste at source	-	Not minimising the plastic waste generated	IEC activities undertaken in compliance with the PWM rules. Notices were issued to offenders and penalties imposed.
8	8(1)(b)	The waste generator shall not litter the plastic waste	-	Littering of waste by the plastic waste generator	IEC activities undertaken in compliance with the PWM rules. Notices were issued to offenders and penalties imposed.

9	13(2)	Every producer or band-owner shall, for the purpose of registration or for renewal of registration, make an application in Form-I to i. "The concerned State Pollution Control Board or Pollution Control Committee of the Union territory, if operating one or two States or Union Territories"; or ii. "The Central Pollution Control Board, if operating in more than two State or Union Territories".	–	–	–
10	13(3)	Every person recycling or processing waste or proposing to recycle or process plastic waste shall make an application to the State Pollution Control Board or the Pollution Control Committee, for grant of registration or renewal of registration for the recycling unit, in Form II.	–	–	Knowledge/ Awareness imparted to all stakeholder & Cleanliness worker. Notices were issued and penalties were imposed on people/ organisations that did not adhere.
11	13(4)	Every manufacturer engaged in manufacturer of plastic to be used as raw material by the producer shall make an application to the State Pollution Control Board or the Pollution Control Committee, of the Union Territory concerned, for the grant of registration or renewal of registration for the recycling unit, in Form III.	–	–	Knowledge/ Awareness imparted to all stakeholder & Cleanliness worker. Notices were issued and penalties were imposed on people/ organisations that did not adhere.
12	14(1)	Retailers or street vendors shall not sell or provide commodities to consumer in carry bags or plastic sheet or multi-layered packaging, which are not manufactured and labelled or marked, as per prescribed under these rules	686763	Sale or prvision of MLPs or plastic crry bags to customers	Awareness programs and activities are continously undertaken in order to discourage the use of plastic and seggregation of the same. There are a number of raids conducted and penalties imposed to enforce the ban.
13		Any other (please specify)			

Annexure-VIII (Column 11)

Status of submission of Annual Report by ULBs/VPs to SPCB/PCC [Rule 17(2)]		
Sl. No.	Item	No.
1	Total No. ULBs	21 Municipal Corporations, 140 Municipalities and 536 Town
a	Total NO. of ULBs which have provided complete Annual Report	All
2	Total No. GPs	NA
a	Total No. of GPs which have provided complete Annual Report	NA
3	Any other local bodies (please specify)	None
a	Any other local bodies which have provided complete Annual Report	None

Sl.No.	Name of the unit	Capacity (T/day)	MLP/Rigid/Flexible/ Recycle/Co-Processing/ Compostable/ others (please specify)
1	M/s. Rajmo Industries, S.F.No. 17/4A Part, Seriyandhal Village, Tiruvannamalai Taluk and Tiruvannamalai District	0.666666667	Compostable
2	M/s. SRN Industries, T.S No. 33 & 34/1, Bharathiyar Street, Arani Town & Taluk, Tiruvannamalai District	0.5	Compostable
3	M/s Sri Pon Polymers	nil	Bio Compostable Paper Cup
4	M/s Reya Pack	1	Compostable Bags
5	M/s Unique Multi Film Virudhunagar P Ltd	5	Printed Compostable Carry bags
6	M/s.Susi Traders Formerly Parvathy Polymers R.S.No 282/6,8 Thennampatty Village, Vedasandur Taluk, Dindigul District - 624702	1.09	Plastic Covers Compostable Carry bags
7	M/s.Sree Krishna Industries, 2309/1,2, Boothipuram Road, Chinnamanayakkenpatti (Post), Thadicombu, Dindigul West Taluk, Dindigul.	2.752	Plastic Covers Compostable Carry bags
8	M/s. S.M. Green Industries, S.F.No. 290/1, Ariyur village, Vellore Taluk and Vellore District	0.278333333	Bio Compostable Bags, Donna Paper cup
9	M/s. Kris Flexipacks Private Limited	4.8	Poly Bags, Shrink Sleeves, Wrap Round, Card Board
10	Green Tech Bio products	3	Compostable
11	GreenMaxx Bio Polymers	3.5	Compostable Rolls/ Bags, Poly Bags, Poly Rolls
12	Regeno Ventures Private Ltd	0.42	Compostable Film, Compostable carry Bags, Compostable Packaging

13	Sri Vari Packaging	4808.3648	Low Density Poly Propylene Rolls and pouches, High Density Poly Propylene Rolls, Poly Propylene Pouches, Compostable PLA Bags, Fabric Bags
14	M/s Mainetti India Pvt Ltd, SF.No. 2pt, 3pt, 4pt & 5pt, Ponthur A B C Block Village, Sriperumbudur Taluk, Kancheepuram District	11.3	Polyethylene/ Polypropylene Bags which will be used as an integral part of the products and Compostable Bags
15	MMV Go Green Manufacturers, Pazhaganangudi Village, Thiruverambur Taluk, Trichy	0.5	Biodegradable Plastic Bags
16	Shri Hari Polymers, S F.No. 7/2, Narasingampatti Village, Melur Taluk, Madurai District	0.56	Bio- Compostable Straws
17	M/s Nav Green Enterprises, S F.No. 154/ 1C1C, Thanakankulam Village, Thiruparangundram Taluk, Madurai District	0.481	Compostable carry Bag, Compostable Film, Compostable Garbage Bag, Printed Compostable carry Bag
18	M/s. GREEN LIFE, SF.No. 551/1, AYANAMBAKKAM Village, POONAMALLEE Taluk, Tiruvallur District	1	Compostable Carry Bags
19	M/s. TRINITY PLAS TECH, SF.No. 4/1 Part & 5/2, NOOMBAL Village, POONAMALLEE Taluk, Tiruvallur District	3.5	Compostable Carry Bags manufacturer
20	M/s. KRISHNA PACKS, SF.No. 317/1,2 & 319/8, AYANAMBAKKAM Village, POONAMALLEE Taluk, Tiruvallur District	0.65	Compostable Carry Bags manufacturer
21	M/s. BIOTEC BAGS INDIA PVT LTD, SF.No. 106 (Part), Plot No. 122, SIDCO Industrial Estate, Thirumazhisai, CHEMBARAMBAKKAM Village, POONAMALLEE Taluk, Tiruvallur District	1.133333333	Compostable and Bio degradable Plastic Products

22	NATUR TEC INDIA PVT LTD,SF.No. 187/1A,PAMMAL Village, PALLAVARAM Taluk, Chengalpattu District	4.25	Warehouse Of Plastic Granules, Plastic Films & Plastic Components Etc., Compostable Film / Bags For Primary, Integrated And Secondary Packaging
23	MARUTHAM BIO INDUSTRIES,SF.No. 102/8E & 8G,KOVILACHERI Village, TAMBARAM Taluk, Chengalpattu District	2.633333333	Compostable Film / Bags For Primary, Integrated And Secondary Packaging
24	M/s. UNITED ENTERPRISES , S.F.No. 185/2A, PAMMAL village, Pallavaram Taluk and Chengalpattu District	1.65	Compostable Film / Bags For Primary, Integrated And Secondary Packaging
25	M/s. Eco bags Enterprises, S.F.No.364/2 Part, Nasiyanur Village, Erode Taluk & District	0.2	Biodegradable Plastic Bags
26	M/s. Shakthi Cups, S.F.No.1321/1 to 7 Part,Erode Village, Erode Taluk,	8710000 Nos./Month, 1170000 Nos./Month	Bio Compostable paper cups
27	Agroha Industries	0.67	Compostable Carry Bags
28	Meenaxi Packaging	1.46	Primary Packing Plastic Covers, Compostable Carry Bags
29	M/s. Bhavani Plastics, SF.No. 73/9,Vadakarai Village, Ponneri Taluk, Tiruvallur District	2.5	Compostable Carry bags
30	M/s Symphony Polymers Pvt Ltd, SF.No. Plot No. 18, Vichoor Village, Ponneri Taluk, Thiruvallur District	0.7	Compostable
31	M/s Bhavani Plastics, SF.No. 60/1A, Sirukavoor Village, Ponneri Taluk, Tiruvallur District	2.5	Compostable Carry bags
32	Termoplast Pollypacks Italy India P L, 1-9 Vyasarpadi Co operative ,Industrial Estate Erukkanchery High,Road Chennai - 600 039	2.465753425	Compostable bags



Annexure A

Implementation of Plastic Waste Management- Collection, Segregation and Disposal in the State, Recycling, Closures of Plastic manufacturing Industries and other actions taken

Ban on Single Use Plastics (SUP)

The Government vide G.O.(MS) No.84 Environment and Forests (EC.2) Department dated 25.06.2018 have issued orders to ban certain types of one-time use and throwaway plastic items including plastic carry bags irrespective of thickness and size. The ban is in effect from January 2019. The Ministry of Environment, Forest and Climate Change, Government of India vide notification dated 12.08.2021, notified ban on manufacture, import, stocking, distribution, sale and use of banned certain types of Single Use Plastic Items. The ban is in effect from 1st July 2022.

Status of implementation of ban on SUPs in Tamil Nadu

There are a total of 21 Municipal Corporations, 140 Municipalities and 536 Town Panchayats in Tamil Nadu. A total quantity of 7,83,082 tonnes (2145 tonnes/ day) of plastic waste has been generated during the year 2022-23 as reported by the ULBs. Out of this 96% of the waste is collected and channelized for recycling and other purposes. The total amount of plastic waste collected during the year in the State is 7,53,633 tonnes and around 1,56,501 tonnes of collected plastic waste is channelized for recycling. Around 1930 tonnes/ day is collected by the ULBs and sent for recycling and processing. The ULBs carry out door to door waste collection and indulge in mass segregation practices through ULBs cleanliness staffs and contractors. The door-to-door waste collection covers a total of more than 100 lakh households and close to 60 lakh commercial establishments across ULBs. The segregated waste is sent to resource recovery facilities where it is bailed and the recyclable waste is sold to the local vendors and registered recyclers for sale and the non-recyclable waste are sold to cement manufacturers for coprocessing. The waste collection and processing has been divided broadly into secondary storage, transportation, processing and disposal of waste.

Under Plastic Waste Management Rules, 2016 and amendment thereto, 317 numbers. of Plastic waste Recyclers of capacity (as mentioned in Annexure V) 1421 TPD. The total amount of plastic waste channelized for recycling from the total plastic waste collected is around 1340 TPD. There are 39 compostable plastic manufacturing units (as mentioned in Annexure IX) in the State have been registered with Tamil Nadu Pollution Control Board as of 31st March 2023. The list of registered Plastic Waste Recyclers and Compostable Material Producers is published and updated in TNPCB's/ CPCB's website regularly. The Board issued orders for closure of 41 units who were manufacturing banned plastic items.



Ban on Single Use Plastics (SUP)

The Government vide G.O.(MS) No.84 Environment and Forests (EC.2) Department dated 25.06.2018 have issued orders to ban certain types of one-time use and throwaway plastic items including plastic carry bags irrespective of thickness and size. The ban is in effect from January 2019.

The Ministry of Environment, Forest and Climate Change, Government of India vide notification dated 12.08.2021, notified ban on manufacture, import, stocking, distribution, sale and use of banned certain types of Single Use Plastic Items. The ban is in effect from 1st July 2022.

Enforcement of Ban on SUP

Closure direction and disconnection of power supply were issued to 207 Industries (January 2019 to Feb 2023) involved in the manufacture of banned plastic manufacturing Items, including non-woven carry bags, plastic carry bags, water pouches, etc.

Frequent raids are being conducted by the ULB officials and fines are imposed against the users of Single Use Plastics (SUPs). There was 11,51,118 raids conducted from January 2019 until February 2023 of which 2018 tonnes of Banned Single Use Plastics were seized and imposed 13.62 crores rupees fine amount.

Special Enforcement Activities

Tamil Nadu Pollution Control Board has carried out strict enforcement of Single Use Plastic ban and accordingly intensive activities were carried out during October-December 2022 as per the instructions of the Central Pollution Control Board with focus on Street Vendors, Flower and Fruit Sellers, Local Markets, Wholesale Markets, Industrial Areas, interstate borders, inspection of concerned industries in all the districts of Tamilnadu.

During the special enforcement drive, 17436 entities were inspected of which violators observed were 3970 for which 54.432 tons of banned SUP items were seized and Rs.20.91 lakh of fine amount were collected.

Awareness Activities on SUP Ban

The following activities were taken up by the TNPCB:

All the District officials of TNPCB have been conducting awareness campaigns in coordination with the District Collectors vested with the responsibility of ensuring the prevention of storage, supply, transport, sale, and use of banned plastic items. The awareness campaign carried out in various districts includes viz., vehicle campaign, distribution of pamphlets to the public, display of posters in District offices of TNPCB, Government offices, schools, colleges, commercial establishments, public gathering areas such as hospitals, hotels, Industrial estates, Malls, Bus stands, Railway stations, theatres etc.

TNPCB has issued Press Release in both English and Tamil on the ill effects of single use plastics. The Government's effort to enforce the ban on SUP was elaborated and the people's cooperation and support to eliminate the same were sought.

Meendum Manjappai" Campaign

A State Campaign titled "Meendum Manjappai"- "a call for back to basics and into the future" with traditional nature-based solutions was launched as a "People's Campaign against throwaway plastics" The campaign was launched in December 2021 to create awareness among the people



and to promote alternatives to plastic, alongside enforcement of ban on SUPs. Urging citizens to replace use of single use plastic carry bags with Manjappai, a traditional symbol of Tamil culture, Meendum Manjappai campaign is a massive people's campaign against throwaway plastics and, a call for returning back to the basics and into the future with nature-based solutions.

The campaign is being implemented in all districts and awareness activities are being conducted in coordination with District Collectorates and line departments. The local bodies are taking action to inspect the shops / commercial establishments to check the use of SUPs and are seizing the materials already banned by the Government of Tamil Nadu. More than 2.75 lakhs Manjappai carry bags have been distributed through awareness campaigns

Launch of Manjappai vending machines

In support to the campaign and to make Manjappai available and accessible to public and reduce the usage of plastic carry bags, the Government of TN came up with a first of its kind cloth bag vending machine and has installed these machines in 36 locations across 9 districts of Tamil Nadu at strategic locations like markets, malls, public building premises and locations of high public footprint such as Koyambedu Market (wholesale fruits and vegetable market), Madras High Court premises, Madurai Bench of Madras High Court, Madurai District Court, markets in certain districts, etc. Also, these machines were showcased during the special gatherings like National Expo on Eco-alternatives for banned SUP and Conference for Start-ups 2022, Singara Chennai Food Festival, and District events.

Promotion of Eco-friendly alternatives

National Expo

TNPCB, in coordination with Government of Tamil Nadu and Ministry of Environment, Forest and Climate Change (MOEFCC), Government of India, organized a first of its kind National Expo on Eco alternatives to SUPs and a Start-up Conference 2022 in the month of September 2022 at Chennai Trade Centre in Chennai for the manufacture and sales of alternatives to plastic, promote use of such alternatives to banned plastic and to create awareness among the public on alternatives available for SUPs.

The expo had participation from across the country was a great success with over 5000 people visiting it and over 170 stalls being put up by various vendors dealing with alternatives to plastic, alternatives product manufacturing machineries, pollution detecting devices and financial institutions. In addition to the exhibition, 5 panel discussions were organized with an active participation of the distinguished panelists and experts from reputable institutions.

Eco-alternatives directory

In the National expo, Directory of 'Manufacturers of Eco Alternative Materials for SUPs in Tamil Nadu' prepared by TNPCB in order to promote the availability of eco-alternatives to SUPs among businesses like hoteliers, caterers, marriage Halls, theatres, malls etc. The directory not only shows various eco alternative materials in lieu of SUPs, but also shows district-wise details of manufacturers and suppliers of eco-friendly alternatives to Single Use Plastic products and has received applause from the Hon'ble Madras High Court. The Bench lauded the efforts of TNPCB in developing this first of its kind directory in the entire country and added that the persons who have conceptualized it deserves accolades.



Manjappai award

Environment, Climate Change and Forest Department has instituted an Award for the best plastic free campuses by announcing Manjappai awards to 3 best schools, 3 best colleges and 3 best Commercial establishments which implement the ban on SUPs & encourage the use of Eco alternatives to carry bags and other banned SUPs that will be presented on World Environment Day 2023. This announcement was made on the floor of Assembly by the Hon'ble Minister for Environment

Carbon neutral Koyambedu

Government will take effective steps to achieve complete ban on SUPs and carbon neutrality for the Koyambedu wholesale market complex as model which is one of Asia's largest market Complexes. Government will explore the possibility of using renewable energy sources, creating green spaces, use of sustainable materials, ways to reduce carbon footprints and promote alternatives to banned SUPs. The project shall be launched in collaboration with CMDA, TNPCB and GCC

State Level Special Task Force (STF)

The Government vide G.O. Ms. No. 25 E,CC&F Department dated 07.02.2022 have constituted a State level Special Task Force (STF), under the Chairmanship of Chief Secretary, District level task force under the Chairmanship of District Collector and under the Chairmanship of the Commissioner for Greater Chennai Corporation area for monitoring the Implementation of Single use plastic (SUP) ban. The STF meetings were held on 05.03.2022 and 02.03.2023. All the nodal departments have been addressed to implement the action points and make the initiatives for massive success in the State of Tamil Nadu.



Annexure B



ABSTRACT

Environment – 110 Announcement of the Hon'ble Chief Minister on the floor of the Assembly on 05.06.2018 regarding ban on one-time use and throwaway plastics irrespective of thickness with effect from 01.01.2019 under Environment (Protection) Act, 1986 – Notification – Orders - Issued.

Environment and Forests (EC.2) Department

G.O. (Ms) No.84

Dated:25.06.2018

விளம்பல், ஆணி-11,

திருவள்ளூர் ஆண்டு -2049

ORDER :

The Hon'ble Chief Minister on 05.06.2018, on the floor of the Legislative Assembly, with a view to make Tamil Nadu Plastic Free, has announced, ban on 'one time use and throwaway plastics', irrespective of thickness, with effect from 1st January, 2019 under the provisions of the Environment (Protection) Act, 1986.

2. Accordingly, the following Notification will be published in the TamilNadu Government Gazette:-

NOTIFICATION

WHEREAS, plastic carry bags and other plastic items used in daily life cause short term and long term environmental damage and health hazard;

AND WHEREAS, Article 48-A of the Constitution of India, inter alia, envisages that the State shall endeavour to protect and improve the environment;

AND WHEREAS, it has come to the knowledge of the Government that, the use of 'use and throwaway plastics' such as plastic carry bags, plastic sheets used for food wrapping, spreading on dining table etc., plastic plates, plastic coated tea cups and plastic tumbler, water pouches and packets, plastic straw and plastic flags are causing serious environmental hazards and health problems amongst human beings as well as plants and animals;

AND WHEREAS, it is observed that the plastic wastes are also causing blockage of sewers and drains apart from resulting in pollution of water bodies;

AND WHEREAS, with a view to prevent the recurrence of such problems, the State Government have decided to issue the following directions imposing ban on manufacture, storage, supply, sale and use of 'use and throwaway plastics', such as,



..2..

plastic sheets used for food wrapping, spreading on dining table etc., plastic plates, plastic coated tea cups and plastic tumbler, water pouches and packets, plastic straw, plastic carry bag and plastic flags irrespective of thickness.

NOW, THEREFORE, in exercise of the powers conferred under section 5 of the Environment (Protection) Act, 1986 (Central Act 29 of 1986) read with Government of India, Ministry of Environment and Forests Notification No.S.O.152(E), dated: 10th February, 1988, the Governor of Tamil Nadu hereby issues the following directions:-

2. This Notification will come into force on the 1st January, 2019:

THE DIRECTIONS

- 1.(a) No industry or person shall manufacture, store, supply, transport, sale or distribute, 'use and throwaway plastics'.
- (b) No person including shopkeeper, vendor, wholesaler, retailer, trader, hawker or salesmen shall use, 'use and throwaway plastics':

Provided that the plastic used for the following purposes are exempted:-

- (a) The plastic carry bags manufactured exclusively for export purpose against any export order in a plastic industry located in Special Economic Zone (SEZ) and Export Oriented Units (EOU).
 - (b) The plastic bags which constitute or form an integral part of packaging in which goods are sealed prior to use at manufacturing/processing units.
 - (c) The plastic bags and sheets used in Forestry and Horticulture nurseries against the orders from the Government Departments.
 - (d) The plastic used for packing of milk and milk products (dairy products), oil, medicine and medical equipments.
 - (e) Carry bags made from compostable plastics bearing a label "compostable" and conforming to the Indian Standard: IS or ISO 17088:2008 titled as Specifications for "Compostable Plastics".
- 2.(a) The Commissioners, in respect of the Municipal Corporations and the District Collectors, in respect of the local areas other than Municipal Corporations shall ensure prevention of storage, supply, transport, sale, distribution and use of the above said plastic items;
 - (b) District Environmental Engineers shall ensure prevention of manufacturing of the above said plastic items

Explanation 1 - "Plastic" means material which contains as an essential ingredient a high polymer such as polyethylene terephthalate, high density polyethylene, Vinyl, low



..3..

density polyethylene, polypropylene, polystyrene resins, multi-materials like acrylonitrile butadiene styrene, polyphenylene oxide, polycarbonate, Polybutylene terephthalate.

Explanation 2 – “use and throwaway plastic” means items such as plastic carry bags or plastic flags, plastic sheets used for food wrapping, spreading on dining table etc. plastic plates, plastic coated tea cups and plastic tumbler, water pouches and packets, plastic straw irrespective of thickness.

Explanation 3 – “plastic sheet” means sheet made of plastic.

Explanation 4 – “Carry bag” means bag made from plastic material, used for the purpose of carrying or dispensing commodities which have a self carrying feature but do not include bag that constitute or form an integral part of the packaging in which goods are sealed prior to use.

Explanation 5 – The word “compostable plastic” means plastic that undergoes degradation by biological processes during composting to yield Carbon di-oxide, water, inorganic compounds and biomass at a rate consistent with other known compostable materials, excluding conventional petro-based plastics, and does not leave visible, distinguishable or toxic residue.

(BY ORDER OF THE GOVERNOR)

Md. NASIMUDDIN
PRINCIPAL SECRETARY TO GOVERNMENT

To

The Works Manager, Government Central Press, Chennai-79.

(for publication of the notification in the Extra-ordinary Gazette on 27th June 2018 and to send 50 copies to Government),

All Additional Chief Secretaries/Principal Secretaries/

Secretaries to Government, Secretariat, Chennai-9.

All District Collectors/ All District Judges/ All Chief Judicial Magistrates.

All Departments of Secretariat.Chennai-9.

The Director of Environment, Chennai-15.

The Chairman, Tamil Nadu Pollution Control Board, Chennai-32.

Copy to:-

The Hon'ble Chief Minister office, Chennai-600 009.

The Private Secretary to the Principal Secretary to Government,

Environment and Forests Department, Chennai- 600 009.

The Private Secretary to the Principal Secretary to Government, Law Department,

Chennai- 600 009.

The Personal Assistant to Hon'ble Minister (Environment), Chennai-600 009.

Stock File/Spare Copy.

// FORWARDED: BY ORDER //

Jayin
Section Officer.

gen
23/6/18





Annexure C

Details of the Awareness activities undertaken by districts in Tamil Nadu



Chennai Zone	4
1. O/o. DEE, Chennai.....	5
2. O/o. DEE, TNPCB, Ambathur.....	9
3. O/o DEE, TNPCB, Gummdipoondi.....	10
4. O/o DEE, TNPCB, M M Nagar.....	11
5. O/o. DEE, TNPCB, Sriperumbudur	14
6. O/o DEE, TNPCB, Tiruvallur.....	18
Vellore Zone.....	22
7. O/o DEE, TNPCB, Vellore.....	23
8. O/o. DEE, TNPCB, Dharmapuri.....	27
9. O/o. DEE, TNPCB, Hosur	31
10. O/o. DEE, TNPCB, Thiruvannamalai	35
11. O/o. DEE, TNPCB, Villupuram	39
12. O/o. DEE, TNPCB, Vaniyambadi	44
Salem Zone	48
13. O/o. DEE, TNPCB, Salem	49
14. O/o. DEE, TNPCB, Erode.....	53
15. O/o. DEE, TNPCB, Karur	57
16. O/o. DEE, TNPCB, Kumarapalayam.....	60
17. O/o. DEE, TNPCB, Namakkal	61
18. O/o. DEE, TNPCB, Perundurai	64
Coimbatore Zone	65
19. O/o. DEE, TNPCB, Coimbatore North.....	66
20. O/o. DEE, TNPCB, Coimbatore South.....	69
21. O/o. DEE, TNPCB, Ooty	70
22. O/o. DEE, TNPCB, Tiruppur (North)	73
23. O/o. DEE, TNPCB, Tiruppur (South)	77
Trichy Zone	78
24. O/o. DEE, TNPCB, Trichy	79
25. O/o. DEE, TNPCB, Ariyalur	83
26. O/o. DEE, TNPCB, Pudukkottai.....	87
27. O/o. DEE, TNPCB, Thanjavur	90
Cuddalore Zone.....	93
28. O/o. DEE, TNPCB, Cuddalore	94
29. O/o. DEE, TNPCB, Nagapattinam	97
Madurai Zone.....	104



30.	O/o. DEE, TNPCB, Madurai	105
31.	O/o. DEE, TNPCB, Dindigul.....	108
32.	O/o. DEE, TNPCB, Ramanathapuram	112
33.	O/o. DEE, TNPCB, Sivagangai	115
34.	O/o. DEE, TNPCB, Theni	118
Tirunelveli Zone		122
35.	O/o. DEE, TNPCB, Tirunelveli	123
36.	O/o. DEE, TNPCB, Nagercoil.....	127
37.	O/o. DEE, TNPCB, Thoothukudi	130
38.	O/o. DEE, TNPCB, Virudhunagar	133



Chennai Zone



1. O/o. DEE, Chennai

Special Enforcement Raids



Enforcement raid at Fruit Sellers, Street vendors, Flower Shops and Commercial Shops along with Municipal Officials in Chennai

Particulars					
Month	No. of Entities visited	No. of Violations Observed	No. of challan issued	Quantity of Plastic Seized in Kg	Amount of Fine collected in Rs.
Oct 2022	-	-	-	-	-
Nov 2022	264	26	26	541	41500
Dec 2022	48	1	0	1	0
March 2023	409	80	60	42	77600
April 2023	3266	927	927	314.1	244500



Photos of awareness activities



Anti-plastic and source segregation of waste awareness program at government girls higher secondary school, Ashok Nagar, 16.6.2023



Training workshop on EPR and launch of project activities in Tamil Nadu, 18.4.2023



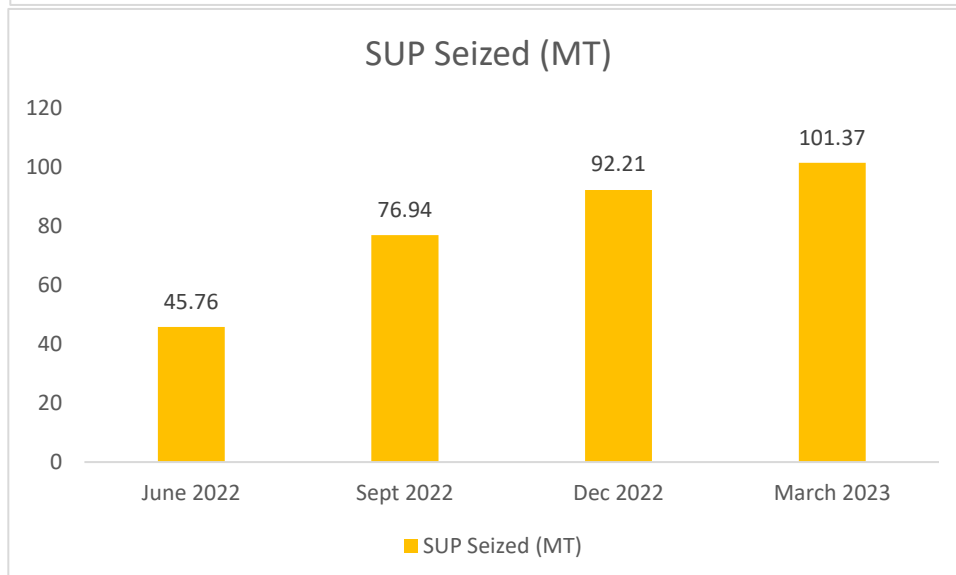
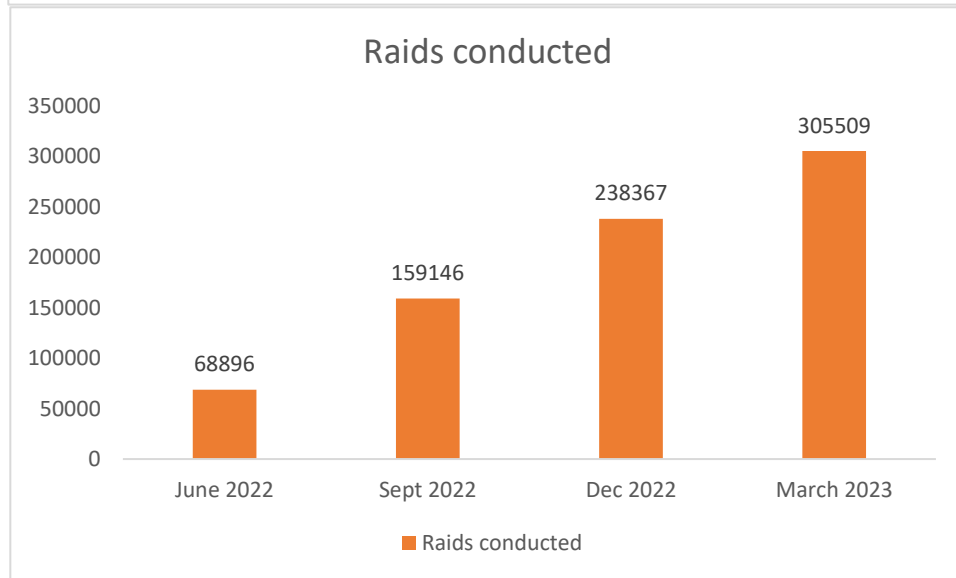
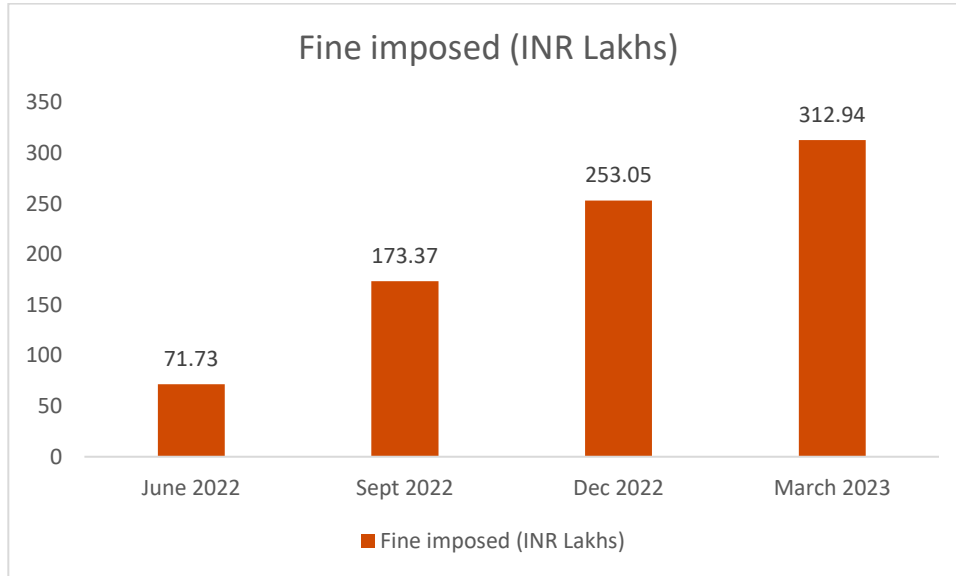
Street play on ill-effects of Single Use Plastics and promoting Manjappai by Arumbugal Trust, 7.6.2023



Presenting of Manjappai awards to winners during the World Environment Day celebration event



Details on Cumulative Raids conducted, Plastic seized and fine collected by ULBs (Chennai April 2022- March 2023)





Dashboard

Tamil Nadu Single Use Plastic Ban Monitoring Dashboard

District
Chennai

Urban local body
All

Type (ULB)
All

305509
Raids

101.37
SUP Seized (MT)

312.94
Fine (INR Lakhs)

703
IEC activities

0.33
SUP per raid

Chennai

SUP seized (MT) vs Time

● All SUP Seized (MT) ● SUP per raid (kg)

Month	All SUP Seized (MT)	SUP per raid (kg)
April	15	0.49
May	12	0.67
June	19	0.92
July	15	0.65
August	8	0.21
Septem...	8	0.27
October	8	0.26
Novem...	5	0.17
Decem...	3	0.13
January	4	0.17
February	3	0.11
March	3	0.11

SUP Seized		Raids		IEC		
Rank	ULB	All SUP Seized (MT)	All raids	All IEC		
1	Chennai-8	7.33	32754	187		
2	Chennai-9	8.91	44481	142		
3	Chennai-6	3.27	33132	92		
4	Chennai-10	11.95	35108	73		
5	Chennai-7	4.10	26509	61		
6	Chennai-1	1.16	9653	43		
7	Chennai-13	2.20	21933	25		
8	Chennai-5	47.76	10949	16		
9	Chennai-12	2.21	14581	15		
9	Chennai-3	1.11	6342	15		

IEC

ULB	IEC
Chennai-8	187
Chennai-9	142
Chennai-6	92
Chennai-10	73
Chennai-7	61
Chennai-1	43
Chennai-13	25
Chennai-5	16

 Last updated **CMA** (Blank) **GCC** Friday, March 31, 2023 **DTP** (Blank)



2. O/o. DEE, TNPCB, Ambathur

Special Enforcement Raids



Enforcement raid at Fruit Sellers, Street vendors, Flower Shops and Commercial Shops along with Municipal Officials in Ambattur

Particulars					
Month	No. of Entities visited	No. of Violations Observed	No. of challan issued	Quantity of Plastic Seized in Kg	Amount of Fine collected in Rs.
Oct 2022	298	145	82	107.2	70800
Nov 2022	595	233	127	69.3	58400
Dec 2022	595	233	127	69.3	58400
March 2023	263	85	80	255.5	42100
April 2023	231	61	61	26	27100



3. O/o DEE, TNPCB, Gummdipoondi

Special Enforcement Raids



Enforcement raid at Fruit Sellers, Street vendors, Flower Shops and Commercial Shops along with Municipal Officials in Sriperumbudur

Particulars					
Month	No. of Entities visited	No. of Violations Observed	No. of challan issued	Quantity of Plastic Seized in Kg	Amount of Fine collected in Rs.
Oct 2022	280	24	24	59.5	12400
Nov 2022	298	25	25	32.6	6700
Dec 2022	205	45	42	26.5	5800
March 2023	-	-	-	-	-
April 2023	-	-	-	-	-



4. O/o DEE, TNPCB, M M Nagar

Special Enforcement Raids

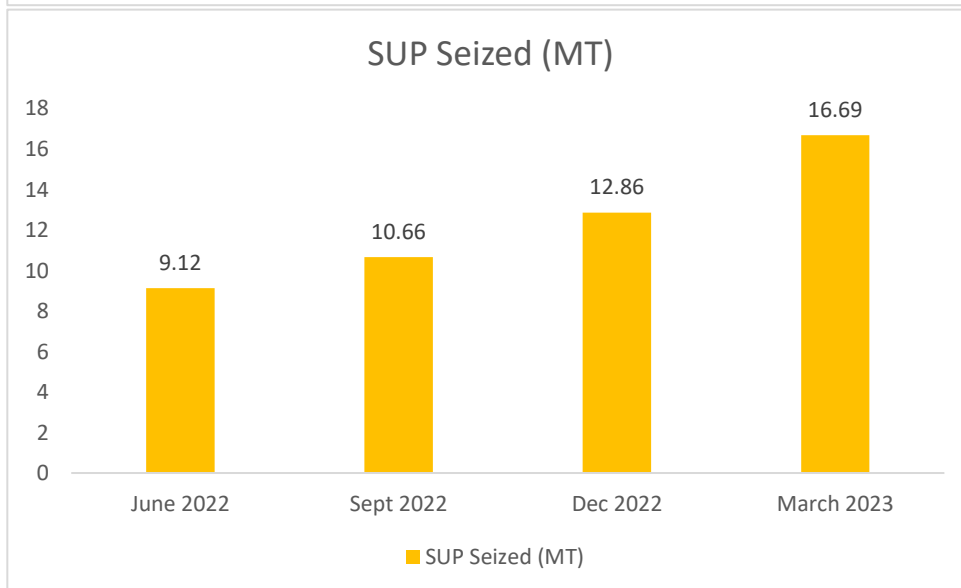
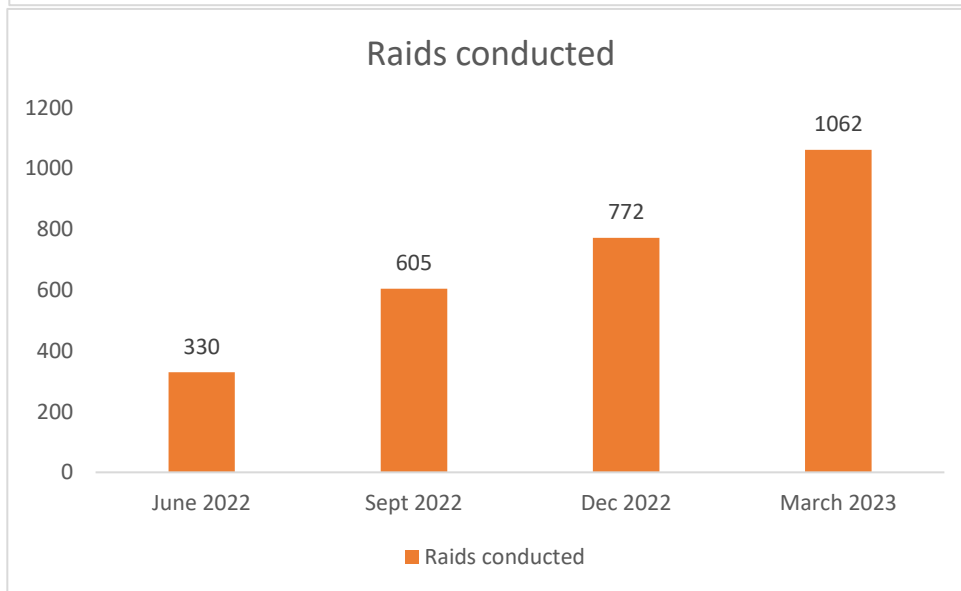
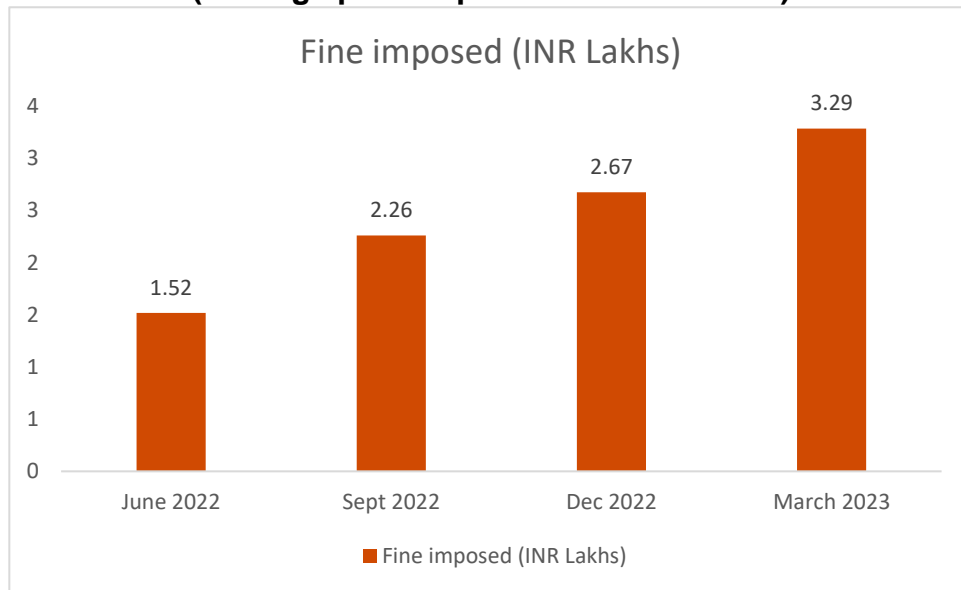


Enforcement raid at Fruit Sellers, Street vendors, Flower Shops and Commercial Shops along with Municipal Officials in Chengalpattu district

Particulars					
Month	No. of Entities visited	No. of Violations Observed	No. of challan issued	Quantity of Plastic Seized in Kg	Amount of Fine collected in Rs.
Oct 2022	47	21	21	51	9700
Nov 2022	-	-	-	-	-
Dec 2022	493	169	150	136.65	34050
March 2023	0	0	0	6	3200
April 2023	0	0	0	11	5000



Details on Cumulative Raids conducted, Plastic seized and fine collected by ULBs (Chengalpattu April 2022- March 2023)





Dashboard

Tamil Nadu Single Use Plastic Ban Monitoring Dashboard

District
Chengalpattu

Urban local body
All

Type (ULB)
All

4/1/2022

3/31/2023

State

GCC

Table

Chengalpattu

1062

Raids

16.69

SUP Seized (MT)

3.29

Fine (INR Lakhs)

2198

IEC activities

15.71

SUP per raid

SUP seized (MT) vs Time

● All SUP Seized (MT) ● SUP per raid (kg)

Month	All SUP Seized (MT)	SUP per raid (kg)
April	2.7	15
May	0.8	53
June	5.6	0.2
July	0.2	0.9
August	0.9	10
September	0.4	5
October	0.6	15
November	0.6	12
December	1.0	13
January	3.0	30
February	0.5	5
March	0.3	4

SUP Seized

Rank	ULB	All SUP Seized (MT)	All raids	All IEC
1	Tambaram (10 ULBs)	9.91	326	707
2	Chengalpattu	0.28	203	482
3	Maraimalai nagar	0.93	214	384
4	Nandivaram - Guduvancheri	0.05	13	262

IEC

Last updated: CMA, Friday, March 31, 2023
GCC
(Blank)
DTP, Tuesday, February 28, 2023



5. O/o. DEE, TNPCB, Sriperumbudur

Special Enforcement Raids



Enforcement raid at Fruit Sellers, Street vendors, Flower Shops and Commercial Shops along with Municipal Officials in Sriperumbudur

Particulars					
Month	No. of Entities visited	No. of Violations Observed	No. of challan issued	Quantity of Plastic Seized in Kg	Amount of Fine collected in Rs.
Oct 2022	117	16	16	64	16000
Nov 2022	95	20	5	603	12500
Dec 2022	104	22	0	86	0
March 2023	-	-	-	-	-
April 2023	-	-	-	-	-



Photos of activities



Mass cleaning and awareness programme for ban on single use plastic in the presence of District Collector, Kancheepuram at Enathur



Mass cleaning and awareness programme for ban on single use plastic in the presence of District Collector, Kancheepuram at Enathur



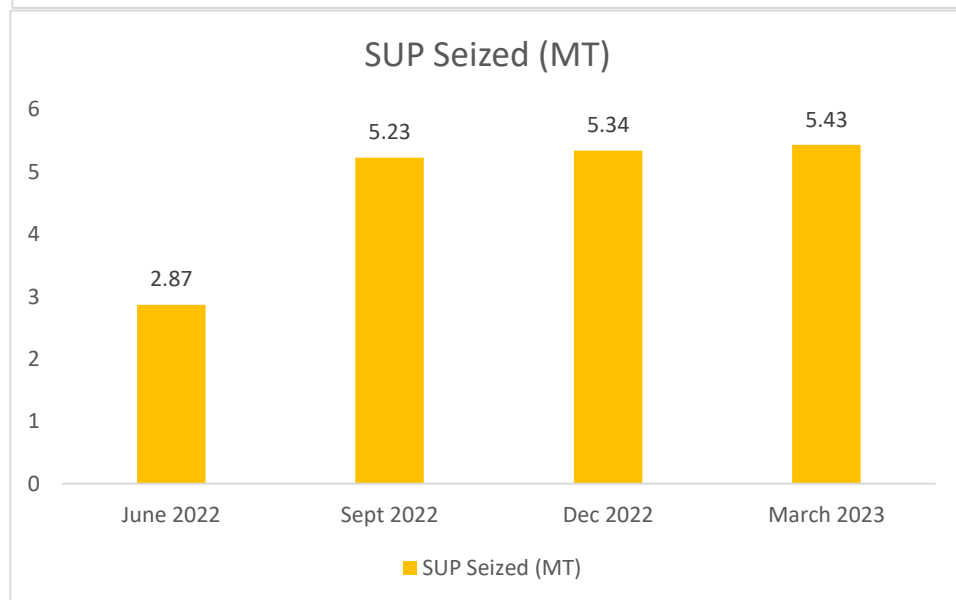
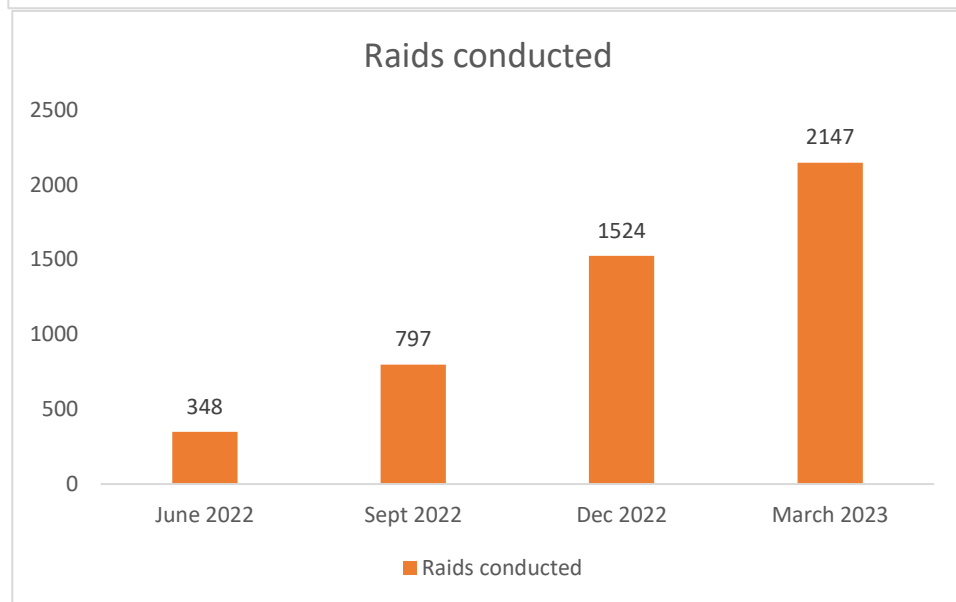
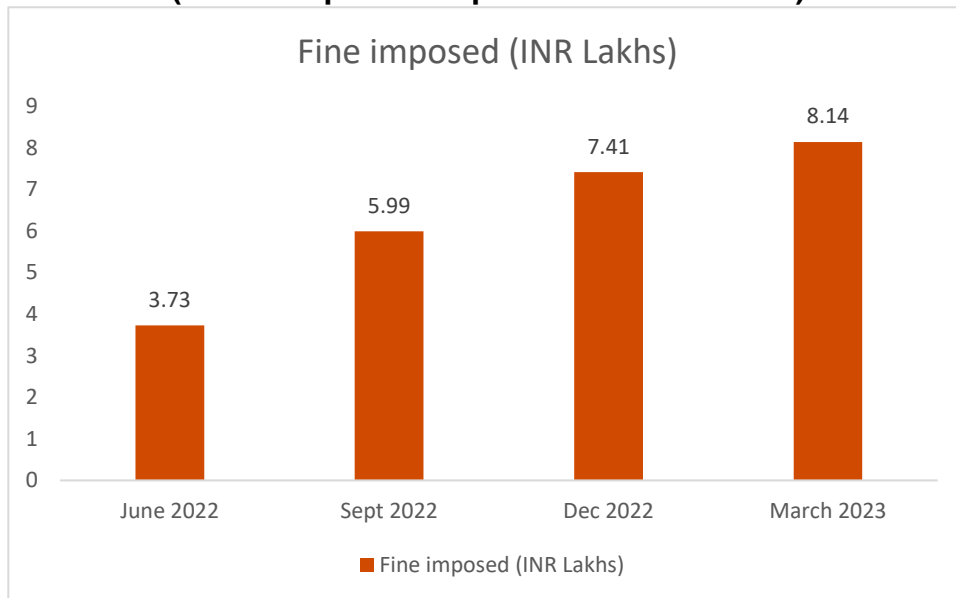
Mass cleaning and awareness programme for ban on single use plastic in the presence of District Collector, Kancheepuram at Enathur



Mass cleaning and awareness programme for ban on single use plastic in the presence of District Collector, Kancheepuram at Enathur



Details on Cumulative Raids conducted, Plastic seized and fine collected by ULBs (Kancheepuram April 2022- March 2023)





Dashboard

Tamil Nadu Single Use Plastic Ban Monitoring Dashboard

District
Kancheepuram

Urban local body
All

Type (ULB)
All

4/1/2022

3/31/2023

State
GCC
Table

Kancheepuram

2147
Raids

5.43
SUP Seized (MT)

8.14
Fine (INR Lakhs)

2636
IEC activities

2.53
SUP per raid

SUP seized (MT) vs Time

● All SUP Seized (MT) ● SUP per raid (kg)

SUP Seized
Raids
IEC

Rank	ULB	All SUP Seized (MT)	All raids	All IEC
1	Kancheepura m	5.09	1634	2142
2	Mangadu	0.07	58	216
3	Kundrathur	0.10	145	194
4	Kancheepura mTP	0.17	310	84


IEC

Last updated
CMA Friday, March 31, 2023
GCC
(Blank)
DTP Friday, March 31, 2023



6. O/o DEE, TNPCB, Tiruvallur

Special Enforcement Raids



Enforcement raid at Fruit Sellers, Street vendors, Flower Shops and Commercial Shops along with Municipal Officials in Sriperumbudur

Particulars					
Month	No. of Entities visited	No. of Violations Observed	No. of challan issued	Quantity of Plastic Seized in Kg	Amount of Fine collected in Rs.
Oct 2022	306	120	75	2321	24100
Nov 2022	331	156	99	1695.5	35300
Dec 2022	249	60	46	204.21	17000
March 2023	124	28	27	57	11850
April 2023	140	87	69	230	26400



Photos of activities



Launch of Manjappai vending machine at Tiruvallur bus stand



Launch of Manjappai vending machine at Tiruttani Murugan temple on 26.04.2023



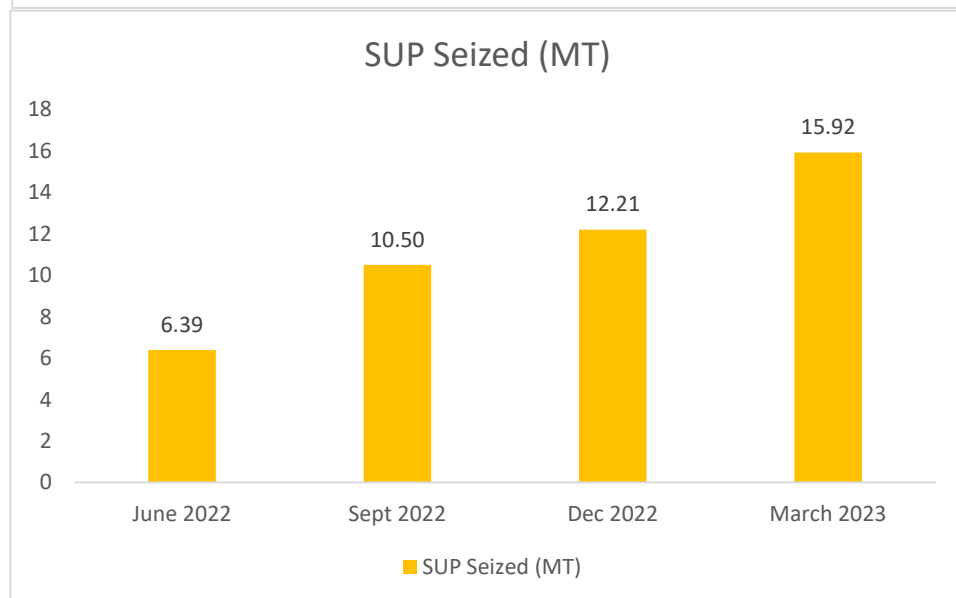
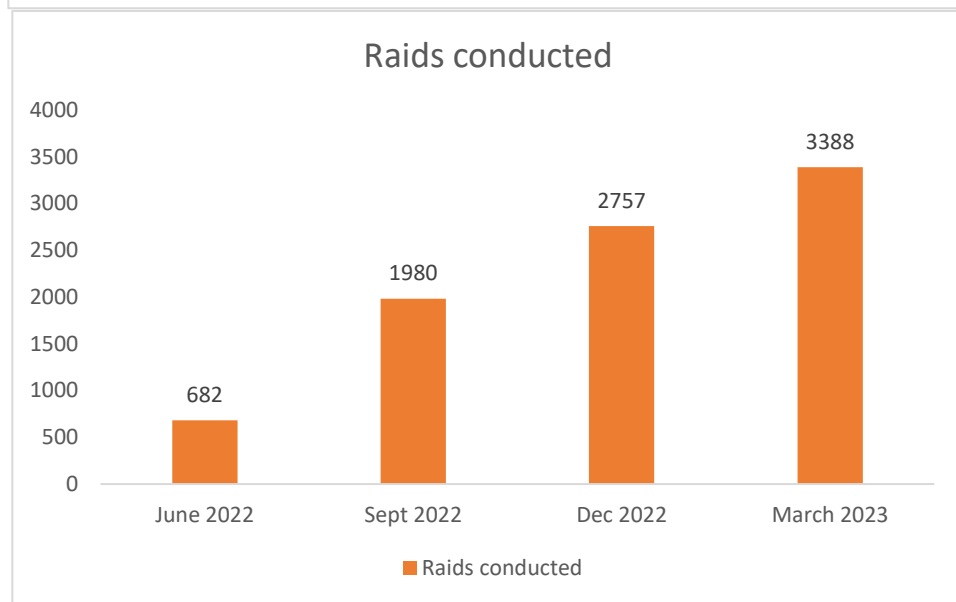
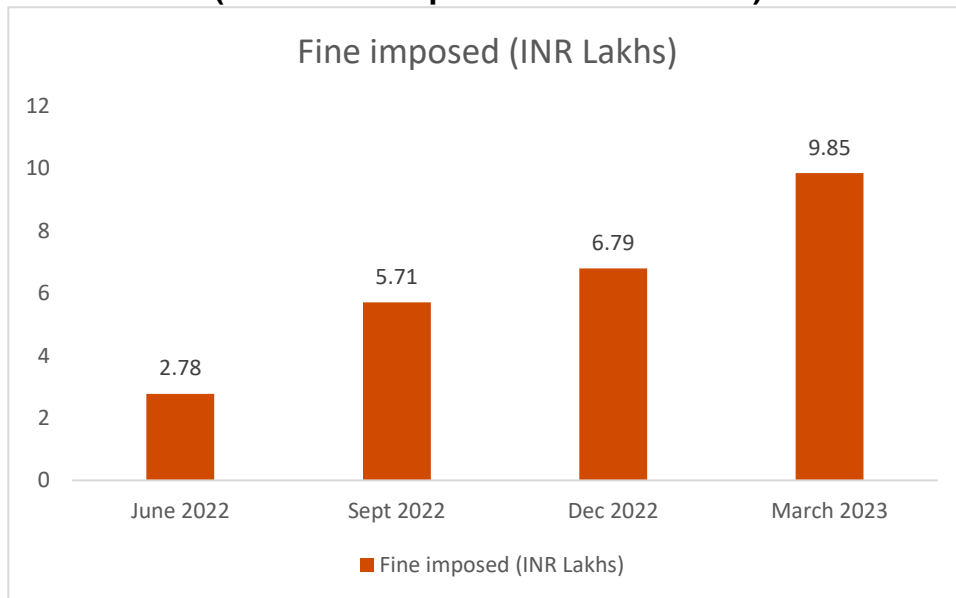
Manjappais with saplings distributed to visitors at Avadi book fair 2023



Launch of Manjappai vending machine at Tiruvallur bus stand




Details on Cumulative raids conducted, Plastic seized and fine collected by ULBs (Tiruvallur April 2022- March 2023)





Dashboard



Tamil Nadu Single Use Plastic Ban Monitoring Dashboard

District
Thiruvallur

Urban local body
All

Type (ULB)
All

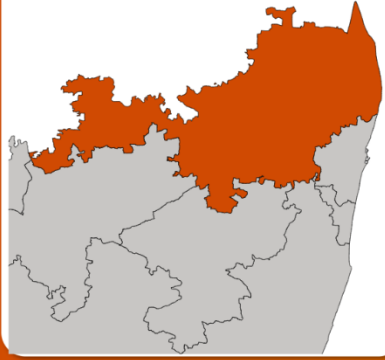
4/1/2022 3/31/2023

State

GCC

Table

Thiruvallur



3388
Raids

15.92
SUP Seized (MT)

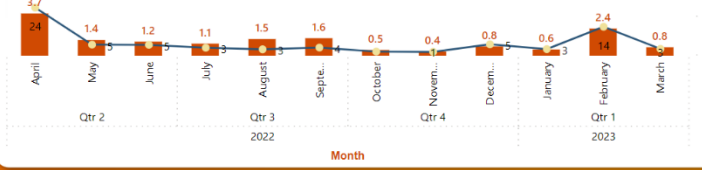
9.85
Fine (INR Lakhs)

3236
IEC activities

4.70
SUP per raid

SUP seized (MT) vs Time

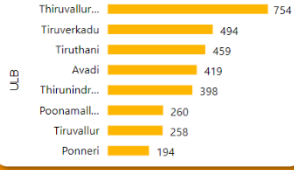
● All SUP Seized (MT) ● SUP per raid (kg)



Month	All SUP Seized (MT)	SUP per raid (kg)
April 2022	3.7	24
May 2022	1.4	0
June 2022	1.2	0
July 2022	1.1	3
August 2022	1.5	3
September 2022	1.6	4
October 2022	0.5	0
November 2022	0.4	0
December 2022	0.8	0
January 2023	0.6	3
February 2023	2.4	14
March 2023	0.8	5

Rank	ULB	All SUP Seized (MT)	All raids	All IEC
1	ThiruvallurTP	7.26	1504	754
2	Tiruverkadu	0.99	101	494
3	Tiruthani	0.97	660	459
4	Avadi	2.49	415	419
5	Thirunindravur	0.34	153	398
6	Poonamallee	1.30	246	260
7	Tiruvallur	2.27	246	258
8	Ponneri	0.29	63	194

IEC



ULB	IEC
Thiruvallur...	754
Tiruverkadu	494
Tiruthani	459
Avadi	419
Thirunindr...	398
Poonamall...	260
Tiruvallur	258
Ponneri	194

Last updated CMA Friday, March 31, 2023
GCC (Blank)
DTP Friday, March 31, 2023



Vellore Zone



7. O/o DEE, TNPCB, Vellore

Special Enforcement Raids

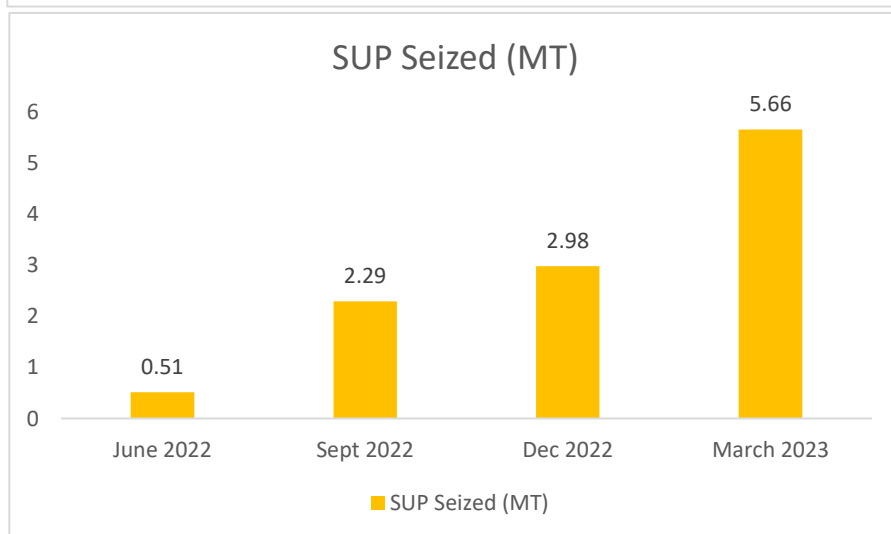
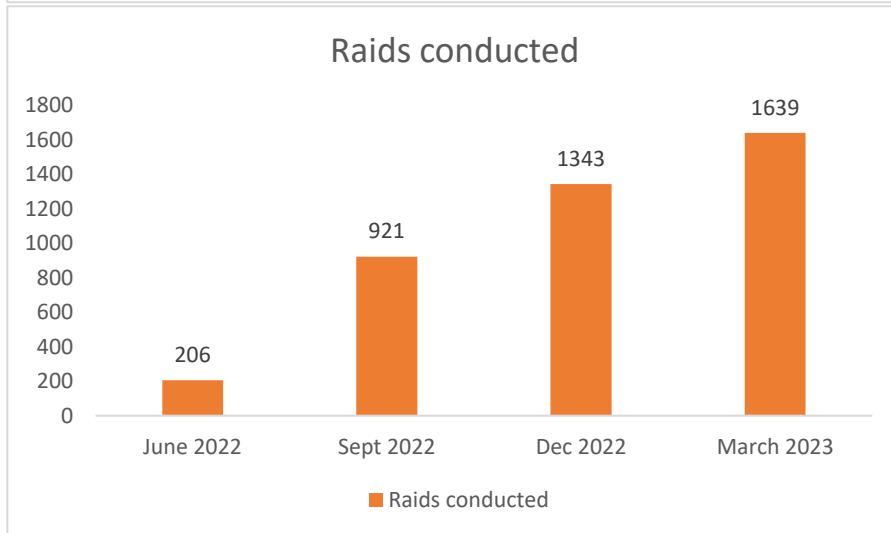


Enforcement raid at Fruit Sellers, Street vendors, Flower Shops and Commercial Shops along with Municipal Officials in Vellore district

Particulars					
Month	No. of Entities visited	No. of Violations Observed	No. of challan issued	Quantity of Plastic Seized in Kg	Amount of Fine collected in Rs.
Oct 2022	216	69	26	46.4	12200
Nov 2022	204	62	42	43.8	11000
Dec 2022	141	22	22	263	18800
March 2023	86	48	41	71	10100
April 2023	10	5	2	500	10000

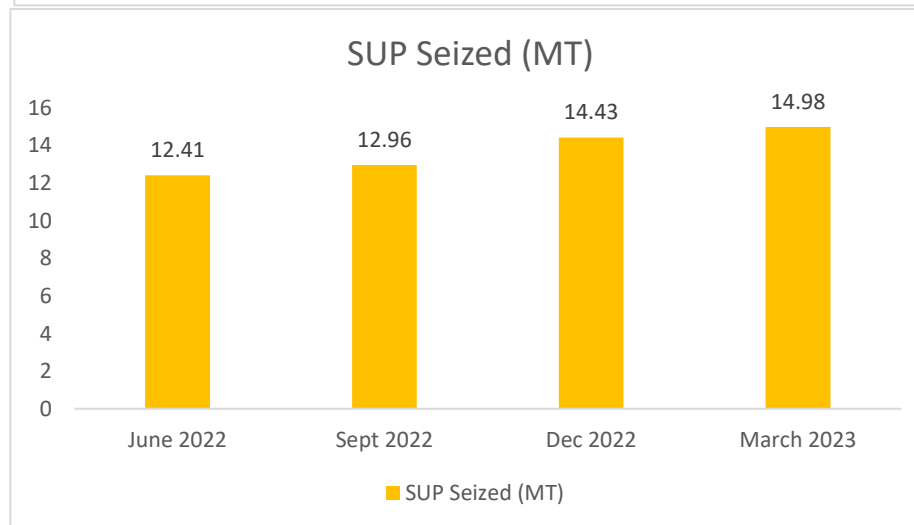
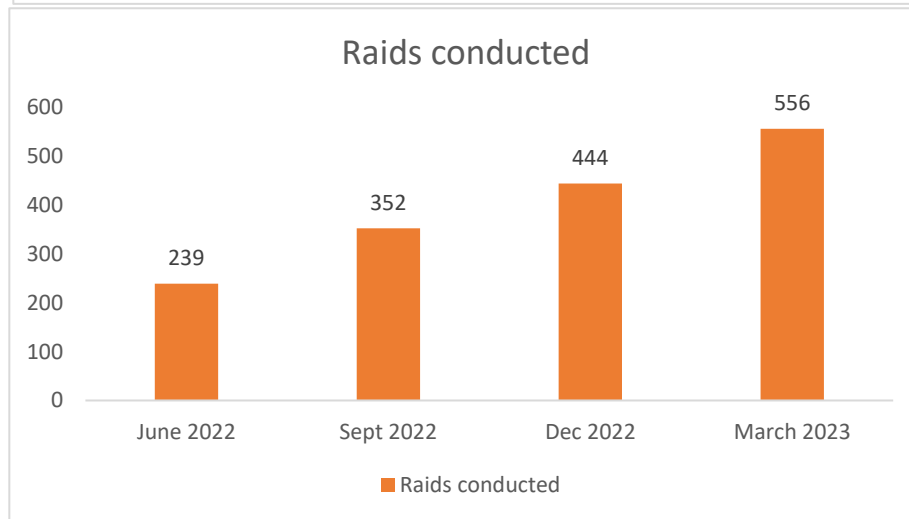


Details on Cumulative Raids conducted, Plastic seized and fine collected by ULBs (Vellore April 2022- March 2023)



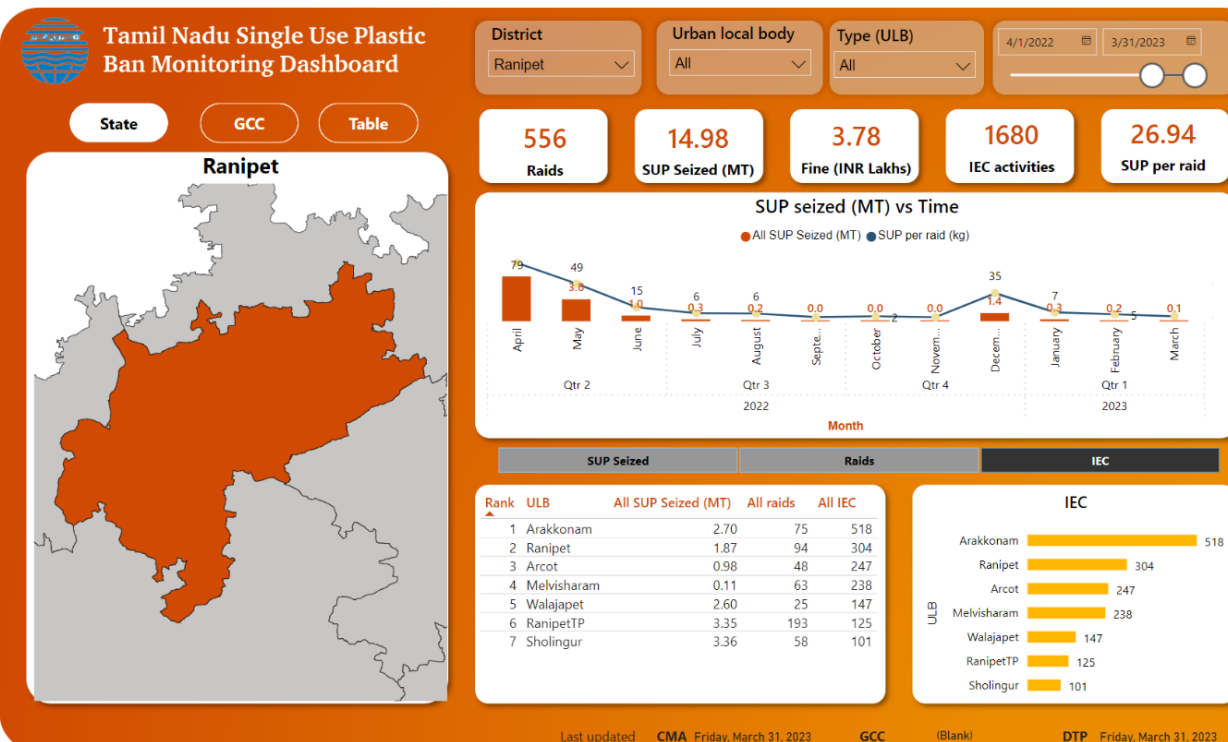
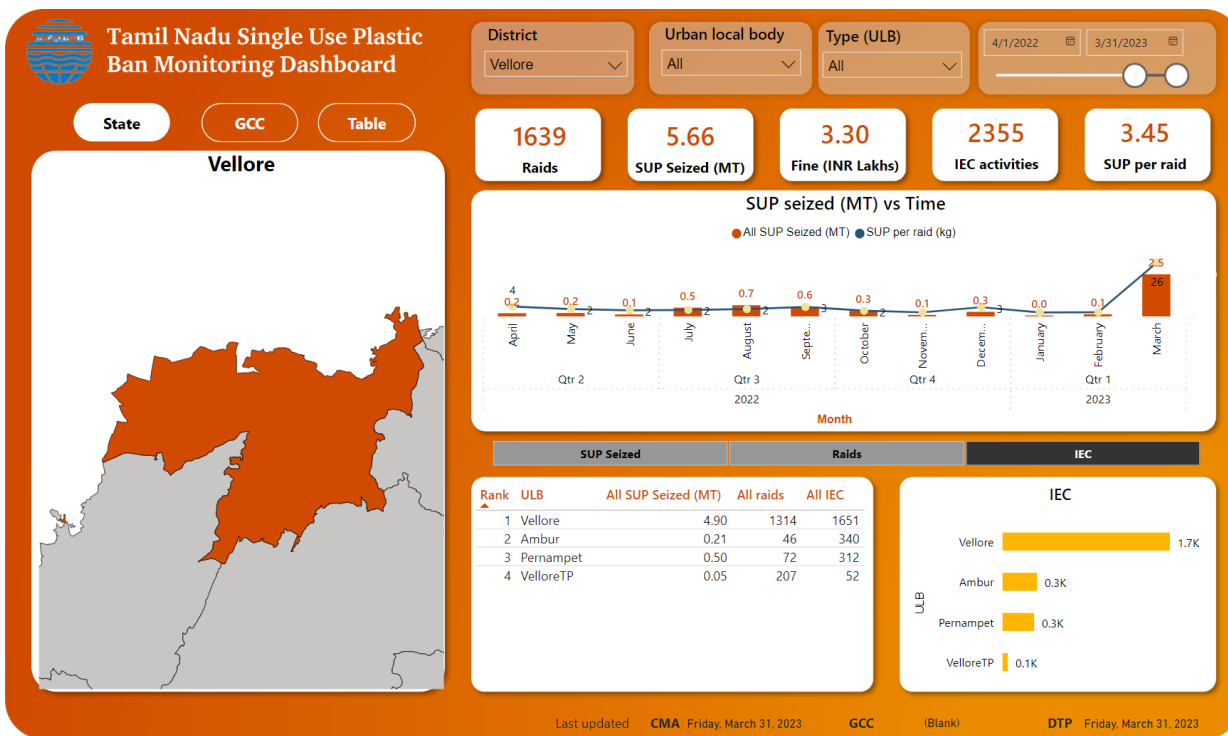


Details on Cumulative Raids conducted, Plastic seized and fine collected by ULBs (Ranipet April 2022- March 2023)





Dashboard





8. O/o. DEE, TNPCB, Dharmapuri

Special Enforcement Raids



Enforcement raid at Fruit Sellers, Street vendors, Flower Shops and Commercial Shops along with Municipal Officials in Dharmapuri district

Particulars					
Month	No. of Entities visited	No. of Violations Observed	No. of challan issued	Quantity of Plastic Seized in Kg	Amount of Fine collected in Rs.
Oct 2022	541	75	76	227.55	52650
Nov 2022	574	67	108	369.07	46500
Dec 2022	446	55	63	88.53	35000
March 2023	-	-	-	-	-
April 2023	10	0	0	18	0



Photos of activities



Mini Marathon event was conducted on 28.03.2023 as part of Meendum Manjappai Awareness Campaign



Plastic awareness conducted in coordination with college students of Marudham Nelli polytechnic on 09.02.2013



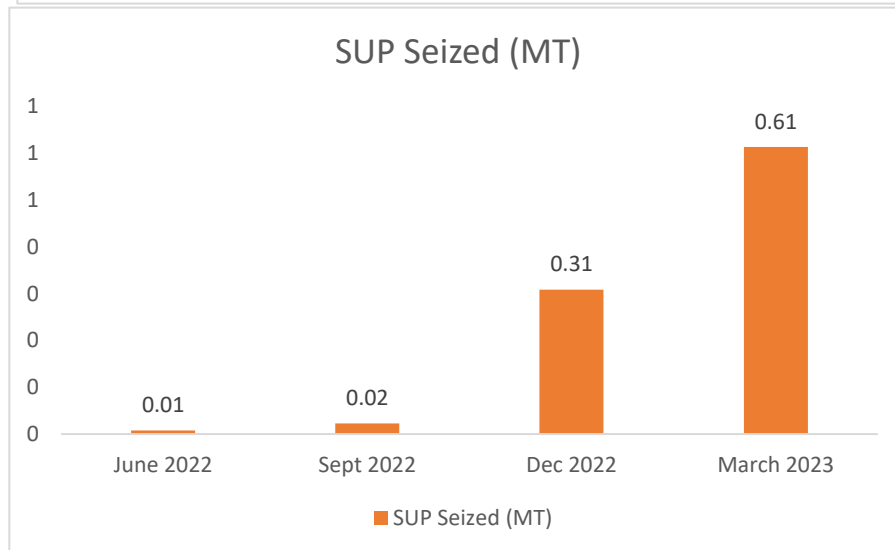
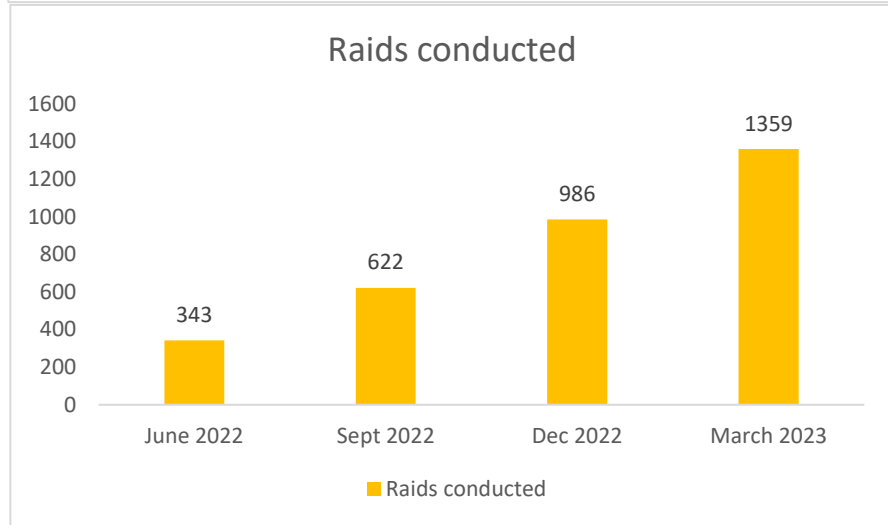
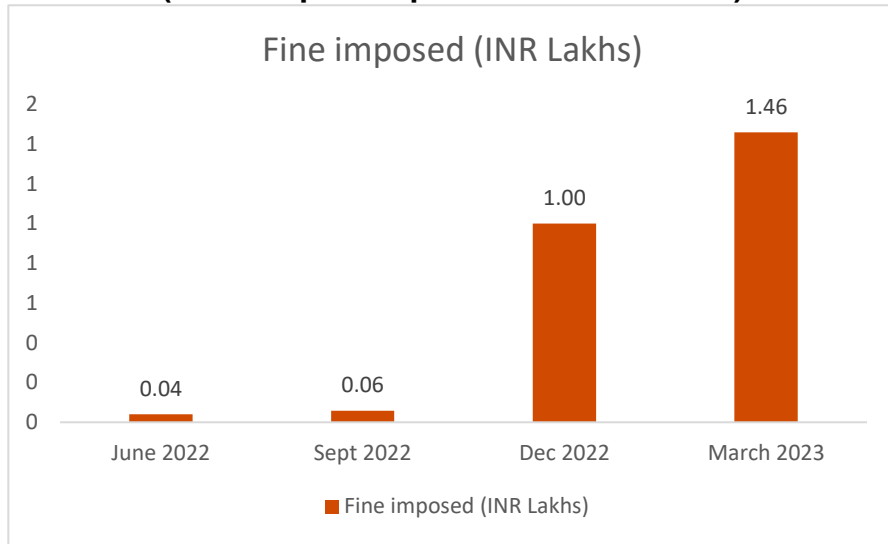
Awareness through dance performance in the theme of the Meendum Manjappai campaign



Mini Marathon event was conducted on 28.03.2023 as part of Meendum Manjappai Awareness Campaign




Details on Cumulative Raids conducted, Plastic seized and fine collected by ULBs (Dharmapuri April 2022- March 2023)





Dashboard



Tamil Nadu Single Use Plastic Ban Monitoring Dashboard

District
Dharmapuri

Urban local body
All

Type (ULB)
All

4/1/2022


3/31/2023

State

GCC

Table

Dharmapuri



1359
Raids

0.61
SUP Seized (MT)

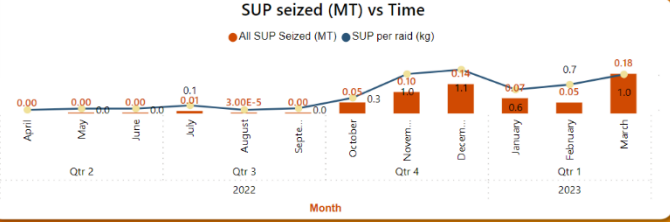
1.46
Fine (INR Lakhs)

221
IEC activities

0.45
SUP per raid

SUP seized (MT) vs Time

● All SUP Seized (MT) ● SUP per raid (kg)



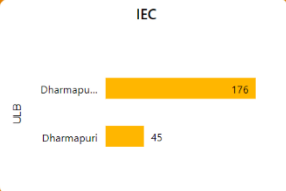
SUP Seized

Raids

IEC

Rank	ULB	All SUP Seized (MT)	All raids	All IEC
1	DharmapuriT P	0.19	1196	176
2	Dharmapuri	0.42	163	45

IEC



Last updated: CMA Friday, March 31, 2023
GCC
(Blank)
DTP Friday, March 31, 2023



9. O/o. DEE, TNPCB, Hosur

Special Enforcement Raids



Enforcement raid at Fruit Sellers, Street vendors, Flower Shops and Commercial Shops along with Municipal Officials in Hosur district

Particulars					
Month	No. of Entities visited	No. of Violations Observed	No. of challan issued	Quantity of Plastic Seized in Kg	Amount of Fine collected in Rs.
Oct 2022	6	4	4	15015	3500
Nov 2022	222	4	2	10590	2000
Dec 2022		1	1	5	1500
March 2023	132	70	56	33.15	28500
April 2023	288	138	43	83.9	30800



Photos of activities



Wall paintings by the Government school students in the presence of Hosur city Mayor, at Hosur on 22.03.2023



Mass cleaning were conducted in the Bus stand, Rmanaicken lake
Mass cleaning was conducted in the Bus stand, Rmanaicken lake



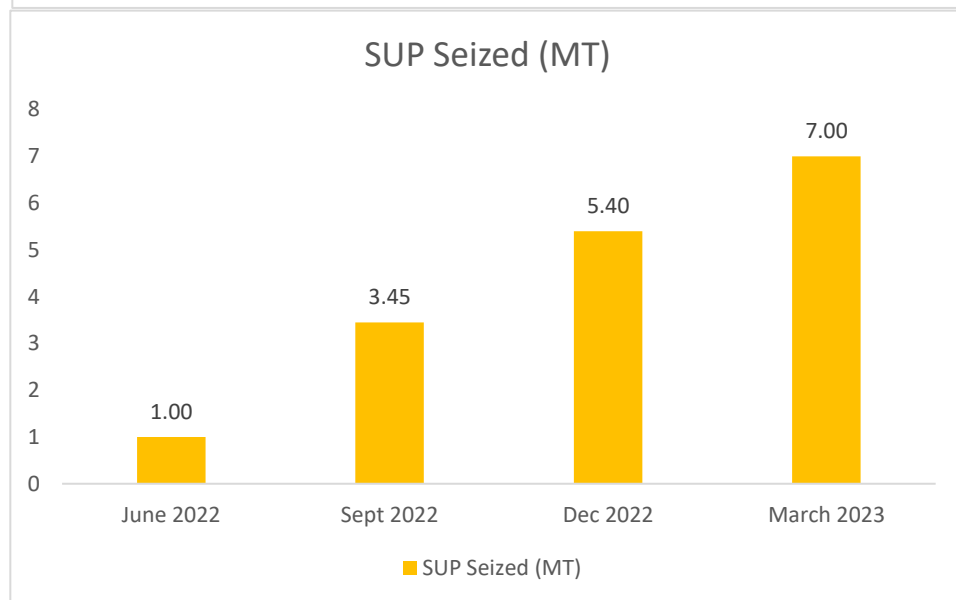
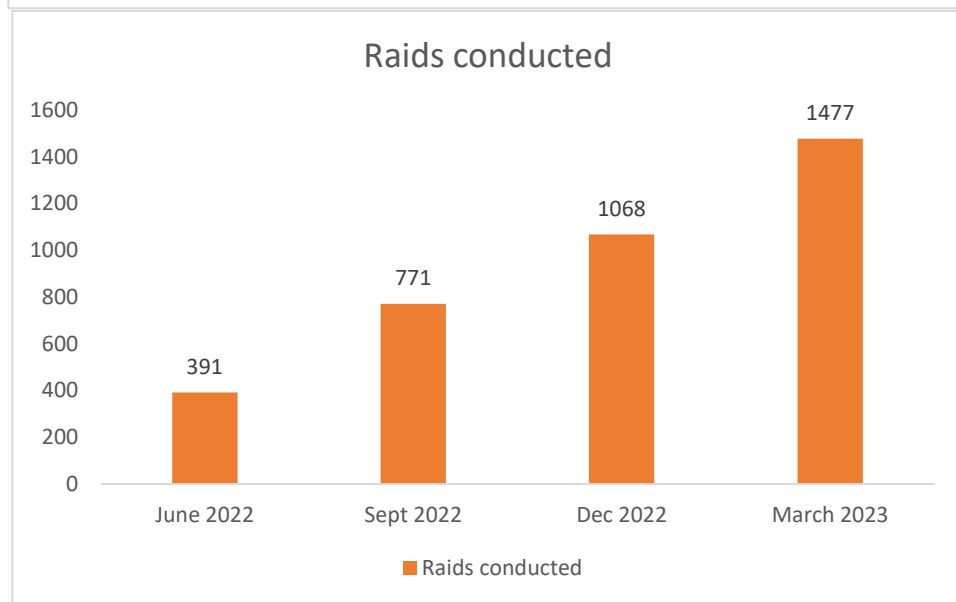
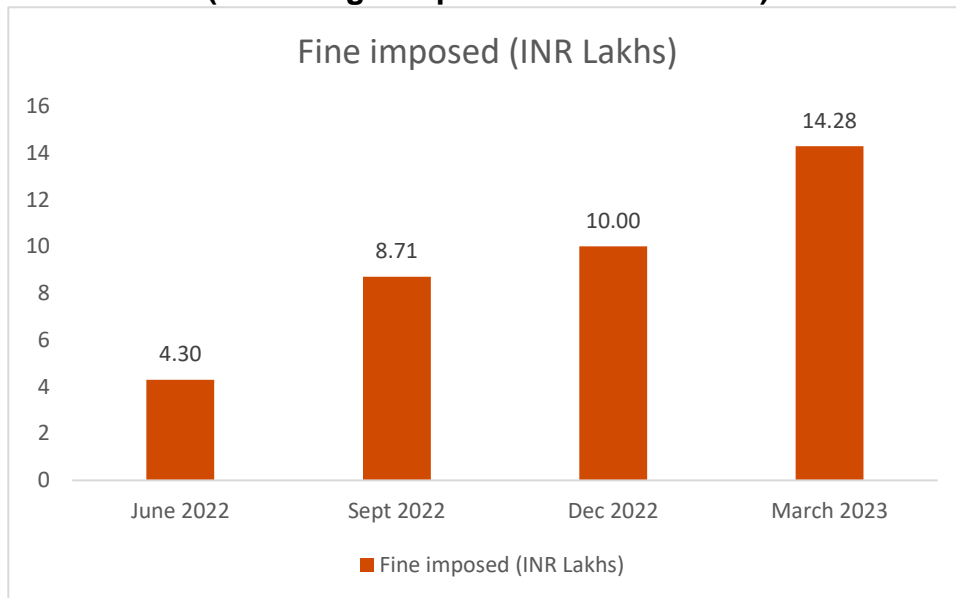
Display of eco-alternatives for public in Krishnagiri district



Display of eco-alternatives for public in Krishnagiri district




Details on Cumulative raids conducted, Plastic seized and fine collected by ULBs (Krishnagiri April 2022- March 2023)





Dashboard



Tamil Nadu Single Use Plastic Ban Monitoring Dashboard

District
Krishnagiri

Urban local body
All

Type (ULB)
All

4/1/2022


3/31/2023

State

GCC

Table

Krishnagiri



1477
Raids

7.00
SUP Seized (MT)

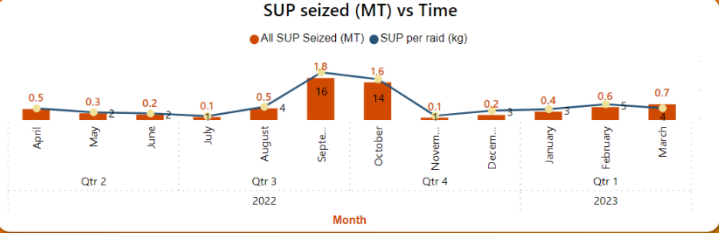
14.28
Fine (INR Lakhs)

1065
IEC activities

4.74
SUP per raid

SUP seized (MT) vs Time

● All SUP Seized (MT) ● SUP per raid (kg)



Month	All SUP Seized (MT)	SUP per raid (kg)
April	0.5	0.5
May	0.3	0.3
June	0.2	0.2
July	0.1	0.1
August	0.5	0.5
September	1.6	1.6
October	1.4	1.4
November	0.1	0.1
December	0.2	0.2
January	0.4	0.4
February	0.6	0.6
March	0.7	0.7

SUP Seized

Raids

IEC

Rank	ULB	All SUP Seized (MT)	All raids	All IEC
1	Hosur	5.57	957	957
2	Krishnagiri	1.16	121	59
3	KrishnagiriTP	0.28	399	49

IEC

Hosur 957

ULB

Krishnagiri 59

Krishnagiri... 49

Last updated CMA Friday, March 31, 2023
GCC (Blank)
DTP Friday, March 31, 2023



10. O/o. DEE, TNPCB, Thiruvannamalai

Special Enforcement Raids



Enforcement raid at Fruit Sellers, Street vendors, Flower Shops and Commercial Shops along with Municipal Officials in Thiruvannamalai district

Particulars					
Month	No. of Entities visited	No. of Violations Observed	No. of challan issued	Quantity of Plastic Seized in Kg	Amount of Fine collected in Rs.
Oct 2022	22	14	14	17	4400
Nov 2022	121	19	19	176	9600
Dec 2022	190	28	28	63	8500
March 2023	40	3	3	14	2000
April 2023	0	0	0	86.75	8700



Photos of activities



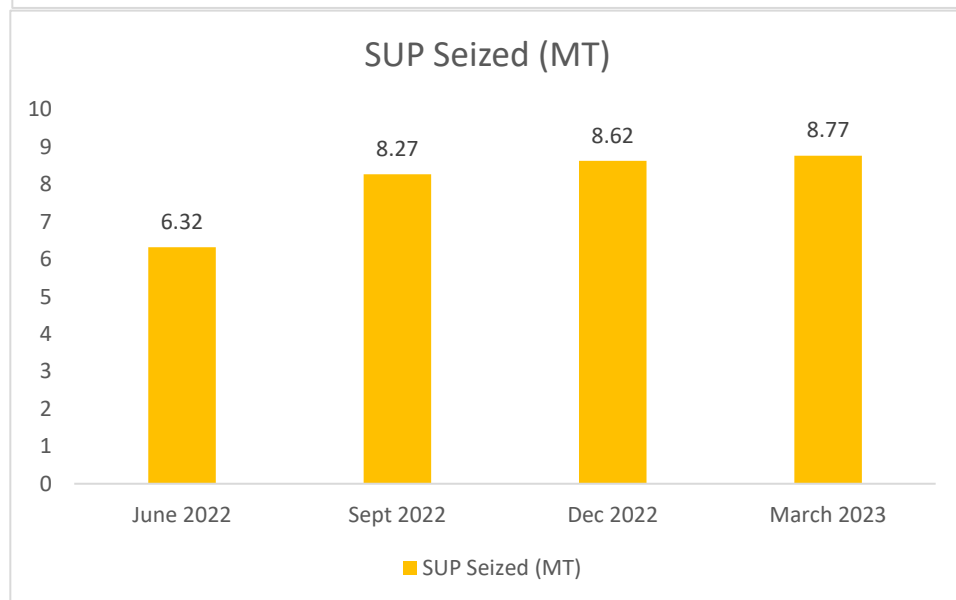
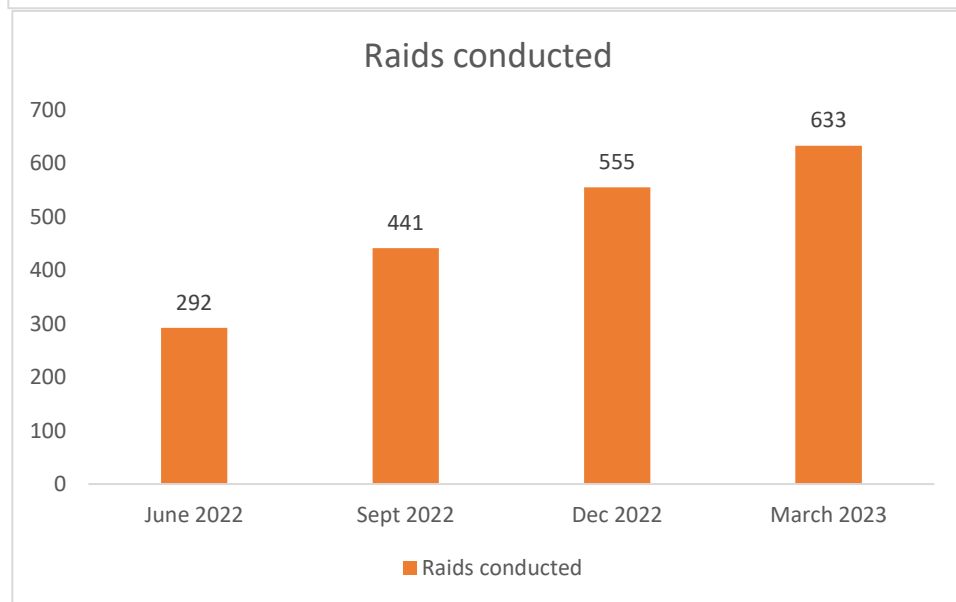
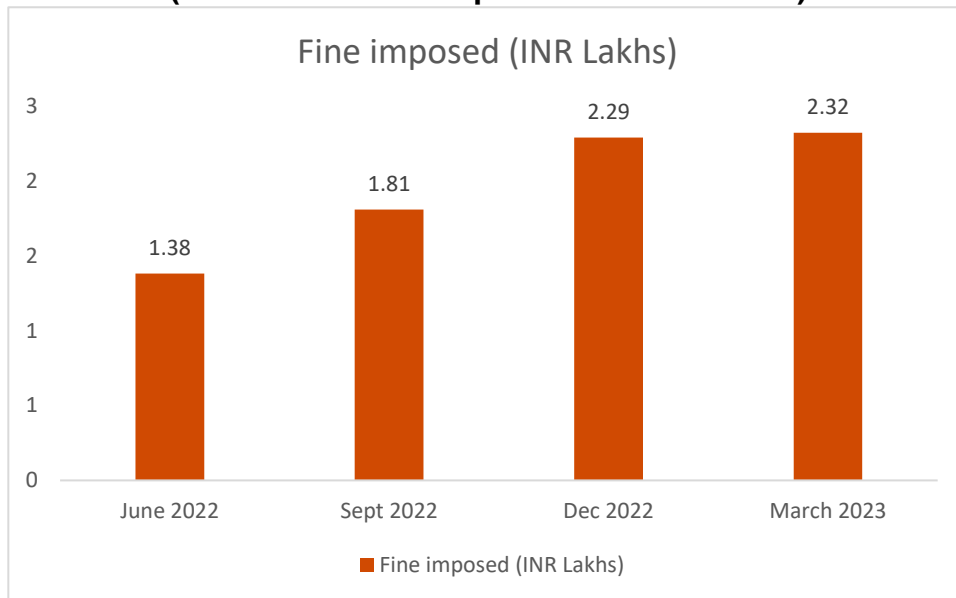
Manjappai awareness program in Shri Ramana Maharshi Matric Higher Secondary School, Tiruvannamalai on 27.02.2023



Manjappai awareness program in Shri Ramana Maharshi Matric Higher Secondary School, Tiruvannamalai on 27.02.2023



Details on Cumulative Raids conducted, Plastic seized and fine collected by ULBs (Tiruvannamalai April 2022- March 2023)





Dashboard

Tamil Nadu Single Use Plastic Ban Monitoring Dashboard

District
Thiruvannamalai

Urban local body
All

Type (ULB)
All

4/1/2022

3/31/2023

State

GCC

Table

Thiruvannamalai

633

Raids

8.77

SUP Seized (MT)

2.32

Fine (INR Lakhs)

982

IEC activities

13.85

SUP per raid

SUP seized (MT) vs Time

Month	All SUP Seized (MT)	SUP per raid (kg)
April 2022	10	0.2
May 2022	14	1.4
June 2022	4.1	3.8
July 2022	5	0.2
August 2022	3.6	1.6
September 2022	0.1	0.1
October 2022	4	0.1
November 2022	4	0.1
December 2022	0.1	0.1
January 2023	0.0	0.0
February 2023	0.0	0.0
March 2023	3	0.1

Rank	ULB	All SUP Seized (MT)	All raids	All IEC
1	Vandavasi	6.68	137	249
2	Arani	0.59	124	226
3	Thiruvannamalai	0.23	76	198
4	Thiruvathipuram	1.19	141	187
5	ThiruvannamalaiTP	0.07	155	122

IEC

Last updated
CMA Friday, March 31, 2023
GCC
(Blank)
DTP Tuesday, February 28, 2023



11.O/o. DEE, TNPCB, Villupuram

Special Enforcement Raids



Enforcement raid at Fruit Sellers, Street vendors, Flower Shops and Commercial Shops along with Municipal Officials in Villupuram district

Particulars					
Month	No. of Entities visited	No. of Violations Observed	No. of challan issued	Quantity of Plastic Seized in Kg	Amount of Fine collected in Rs.
Oct 2022	128	16	10	85	21500
Nov 2022	157	14	3	119	7300
Dec 2022	68	31	11	1054.5	38500
March 2023	178	38	104	331	20400
April 2023	251	35	0	292	6100

Photos of activities



Marathon of 9 Km conducted for boys and girl students individually in Kallakkurichi, 29.4.23



Marathon of 9 Km conducted for boys and girl students individually in Kallakkurichi, 29.4.23



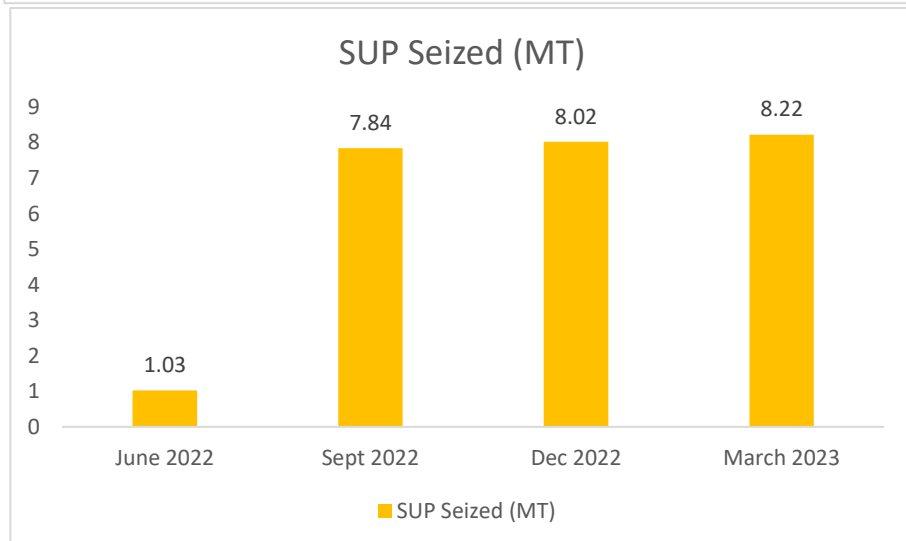
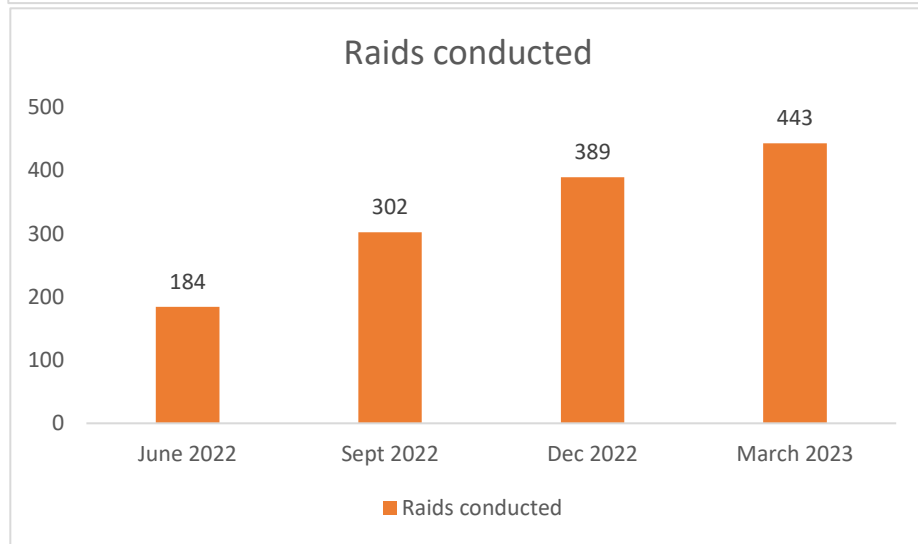
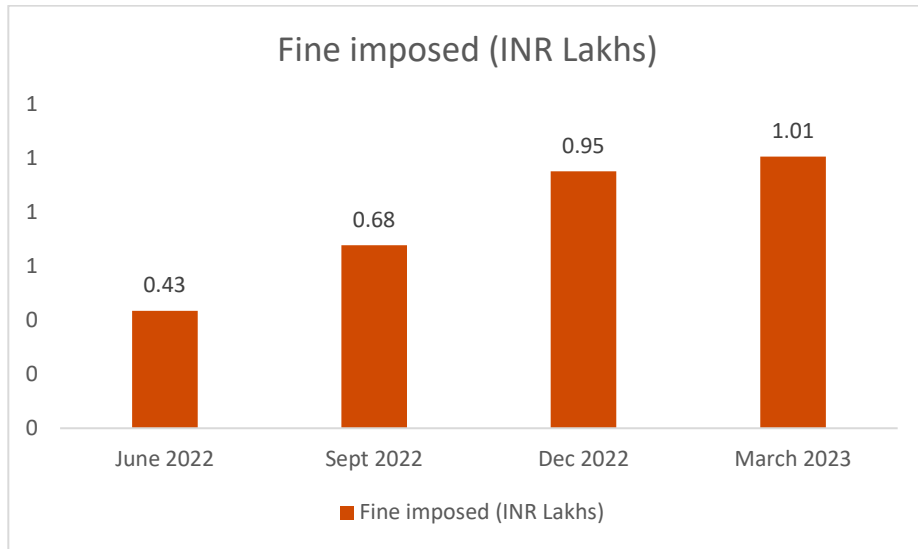
Marathon of 9 Km conducted for boys and girl students individually in Kallakkurichi, 29.4.23



Manjappai vending machine launched during the book fair festival at Villupuram on 25.3.2023

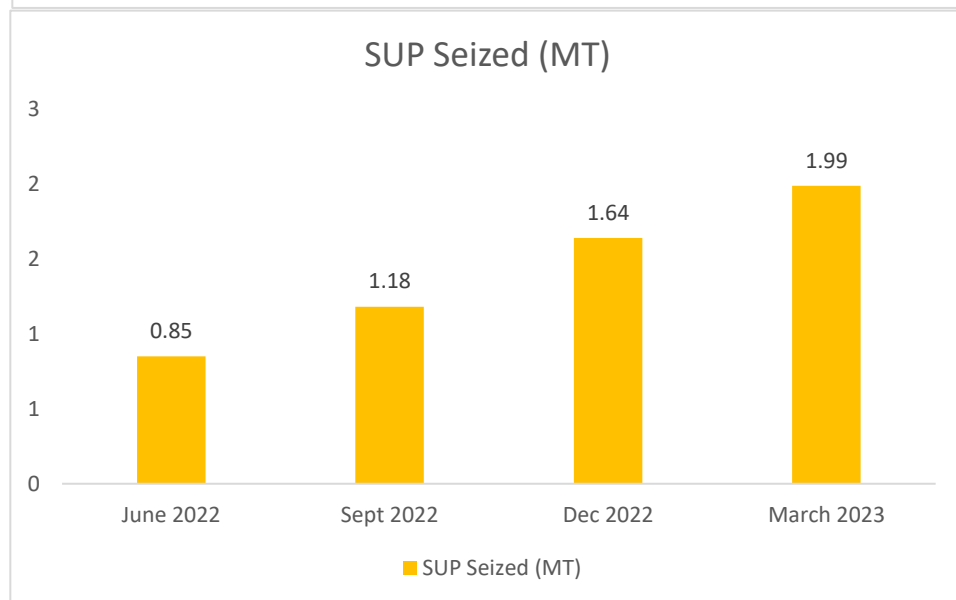
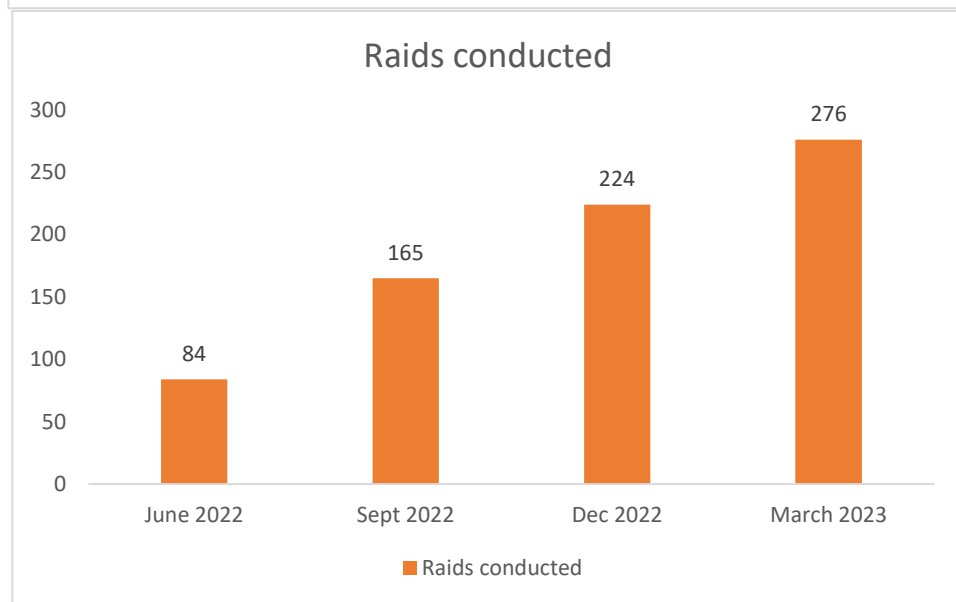
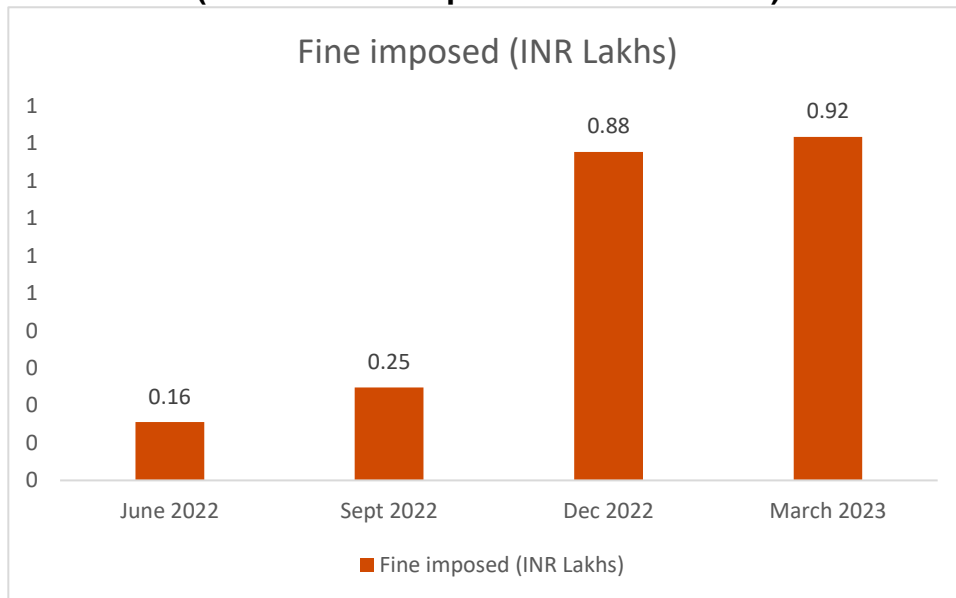


Details on Cumulative raids conducted, Plastic seized and fine collected by ULBs (Villupuram April 2022- March 2023)



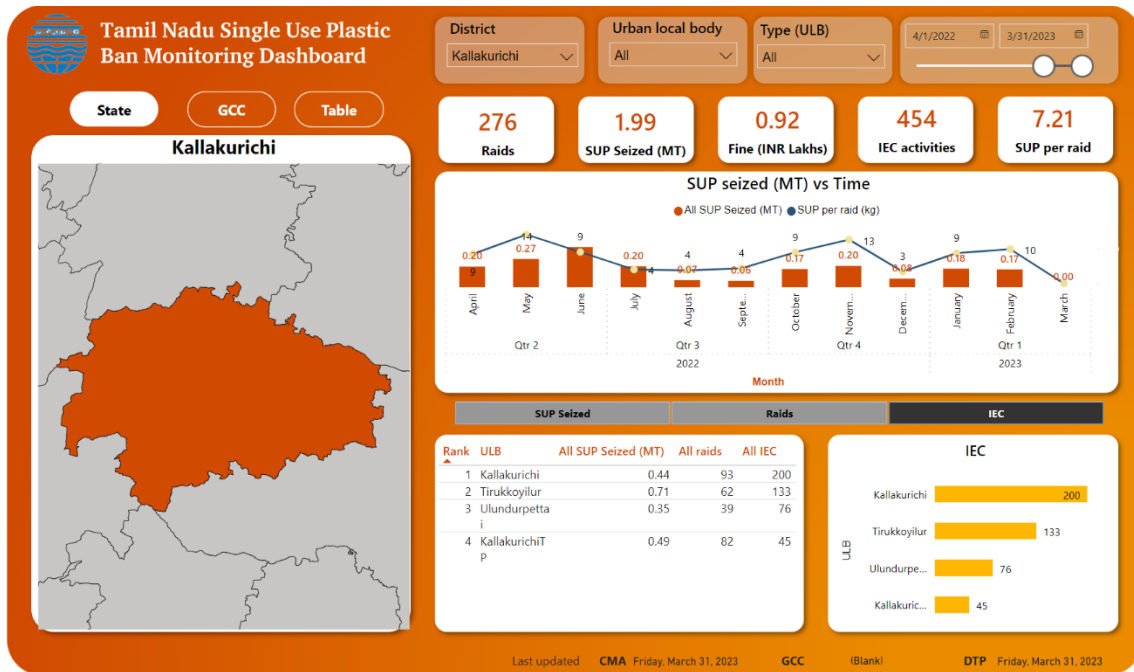
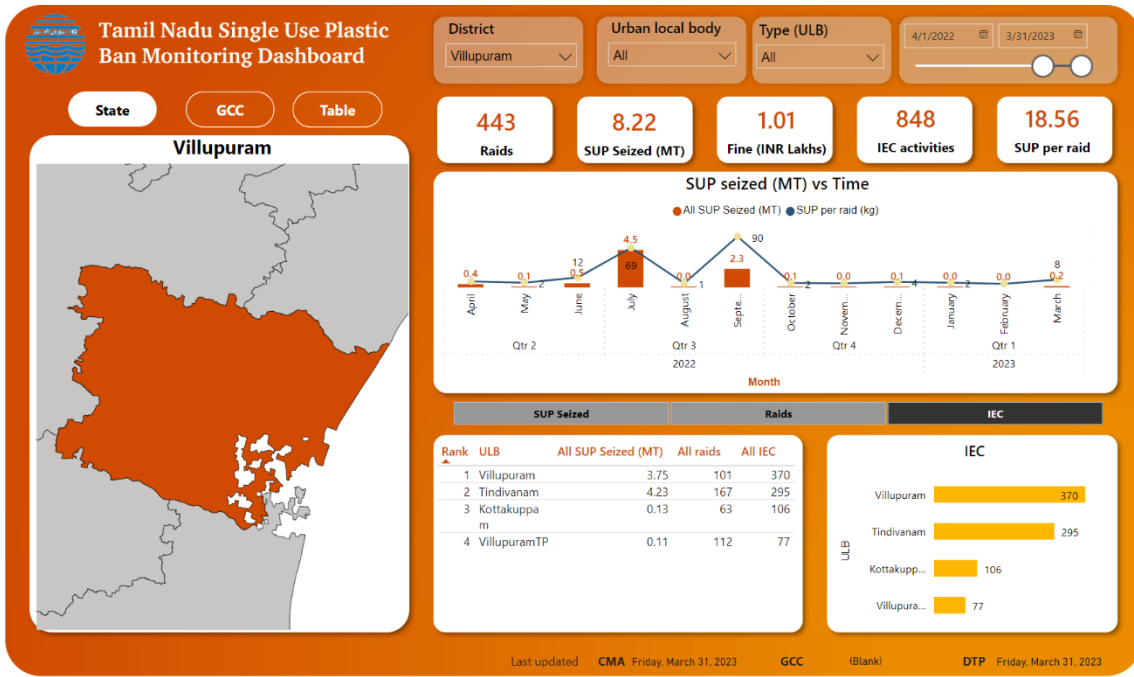


Details on Cumulative raids conducted, Plastic seized and fine collected by ULBs (Kallakurichi April 2022- March 2023)





Dashboard





12. O/o. DEE, TNPCB, Vaniyambadi

Special Enforcement Raids



Enforcement raid at Fruit Sellers, Street vendors, Flower Shops and Commercial Shops along with Municipal Officials in Vaniyambadi district

Particulars					
Month	No. of Entities visited	No. of Violations Observed	No. of challan issued	Quantity of Plastic Seized in Kg	Amount of Fine collected in Rs.
Oct 2022	42	42	22	148	26700
Nov 2022	-	-	-	-	-
Dec 2022	187	20	15	700	48000
March 2023	-	-	-	-	-
April 2023	0	0	0	80	6500



Photos of activities



Marathon for awareness on the ban on SUPs on 27.02.2023



Marathon for awareness on the ban on SUPs on 27.02.2023



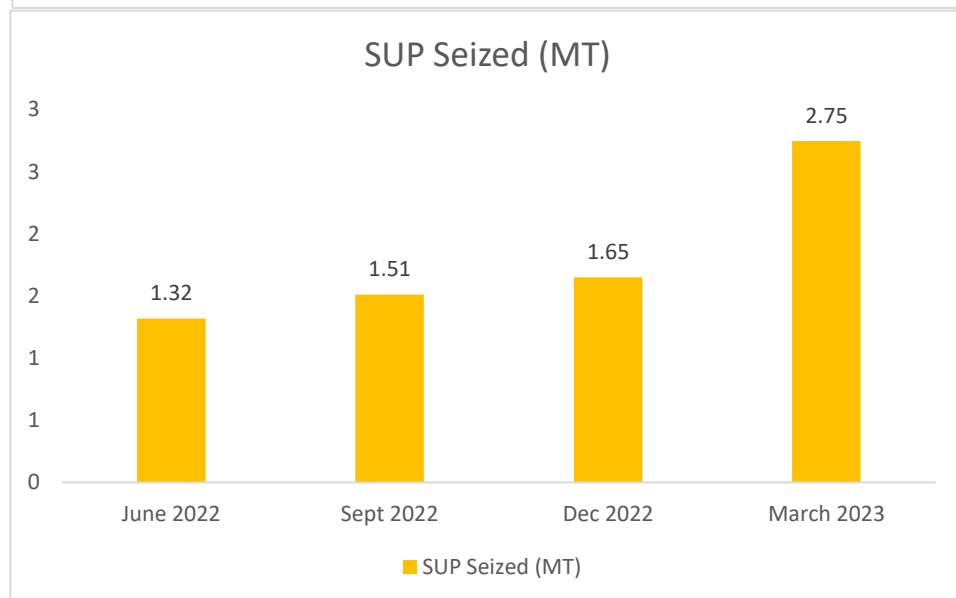
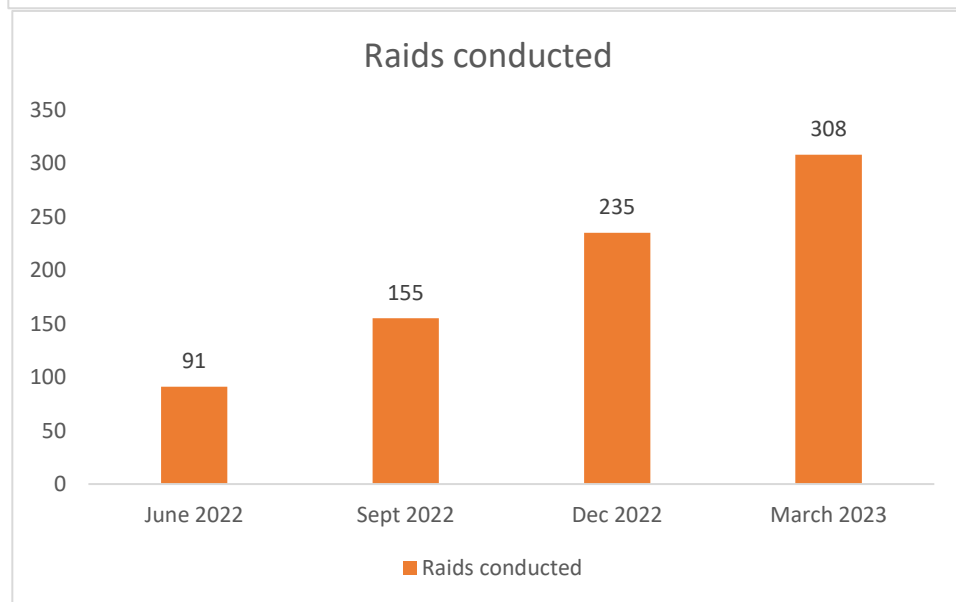
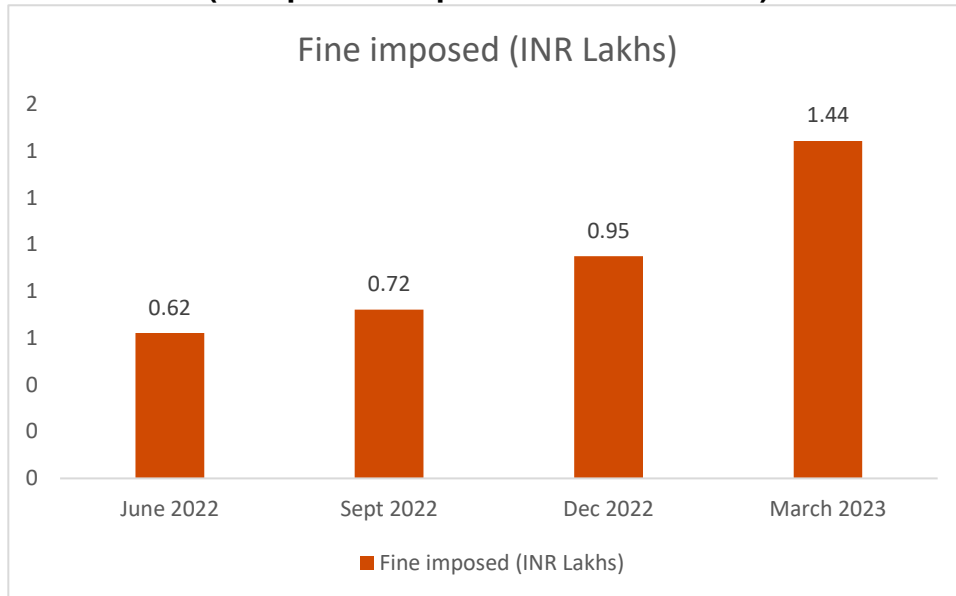
Marathon for awareness on the ban on SUPs on 27.02.2023



Marathon for awareness on the ban on SUPs on 27.02.2023



Details on Cumulative raids conducted, Plastic seized and fine collected by ULBs (Tirupathur April 2022- March 2023)





Dashboard

Tamil Nadu Single Use Plastic Ban Monitoring Dashboard

State: **Thirupathur** | GCC | Table

District: Thirupathur | Urban local body: All | Type (ULB): All | 4/1/2022 - 3/31/2023

308 Raids | **2.75** SUP Seized (MT) | **1.44** Fine (INR Lakhs) | **1346** IEC activities | **8.92** SUP per raid

SUP seized (MT) vs Time

● All SUP Seized (MT) ● SUP per raid (kg)

Month	All SUP Seized (MT)	SUP per raid (kg)
April	0.0	0.0
May	0.1	0.3
June	3.2	0.3
July	0.0	0.0
August	0.0	0.0
Sept	0.2	0.1
October	0.4	0.1
Novem...	0.0	0.2
Decem...	0.0	0.0
January	0.5	0.3
February	0.0	0.0
March	0.0	0.3

Thirupathur

Rank	ULB	All SUP Seized (MT)	All raids	All IEC
1	Gudiyatham	0.18	66	605
2	Thirupathur	0.00	87	332
3	Vaniyambadi	2.44	84	255
4	Jolarpet	0.11	25	123
5	ThirupathurT p	0.01	46	31

IEC

ULB	IEC
Gudiyatham	605
Thirupathur	332
Vaniyamb...	255
Jolarpet	123
Thirupath...	31

Last updated: CMA Friday, March 31, 2023 | GCC | (Blank) | DTP Friday, March 31, 2023



Salem Zone



13. O/o. DEE, TNPCB, Salem

Special Enforcement Raids



Enforcement raid at Fruit Sellers, Street vendors, Flower Shops and Commercial Shops along with Municipal Officials in Salem District

Particulars					
Month	No. of Entities visited	No. of Violations Observed	No. of challan issued	Quantity of Plastic Seized in Kg	Amount of Fine collected in Rs.
Oct 2022	-	-	-	-	-
Nov 2022	103	10	10	178	16000
Dec 2022	-	-	-	-	-
March 2023	0	0	0	750	43000
April 2023	125	122	17	158.9	1700



Photos of activities



Meendum Manjappai inauguratory function conducted at Saradha college on 10.3.2023



Meendum Manjappai inauguratory function conducted at Saradha college on 10.3.2023



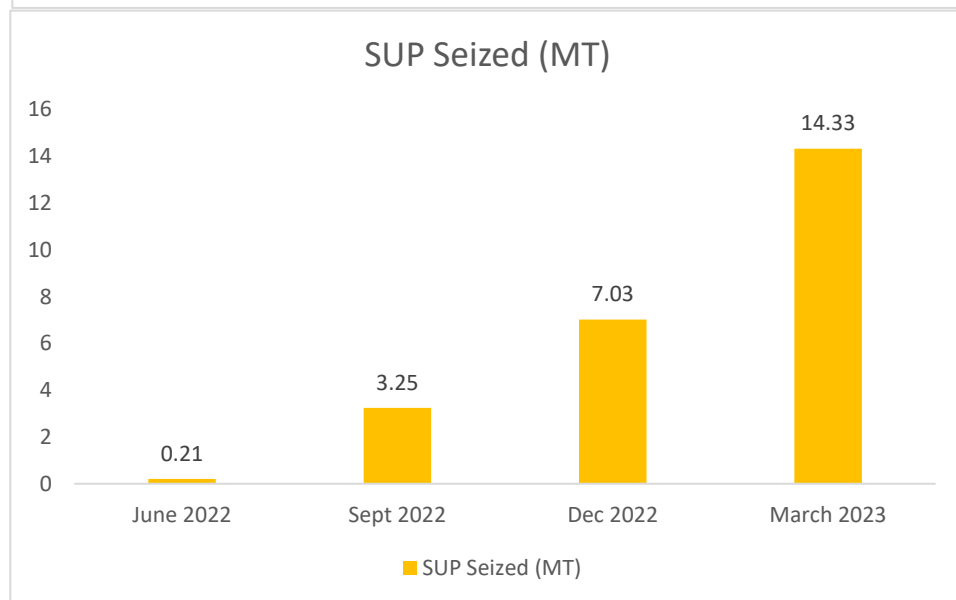
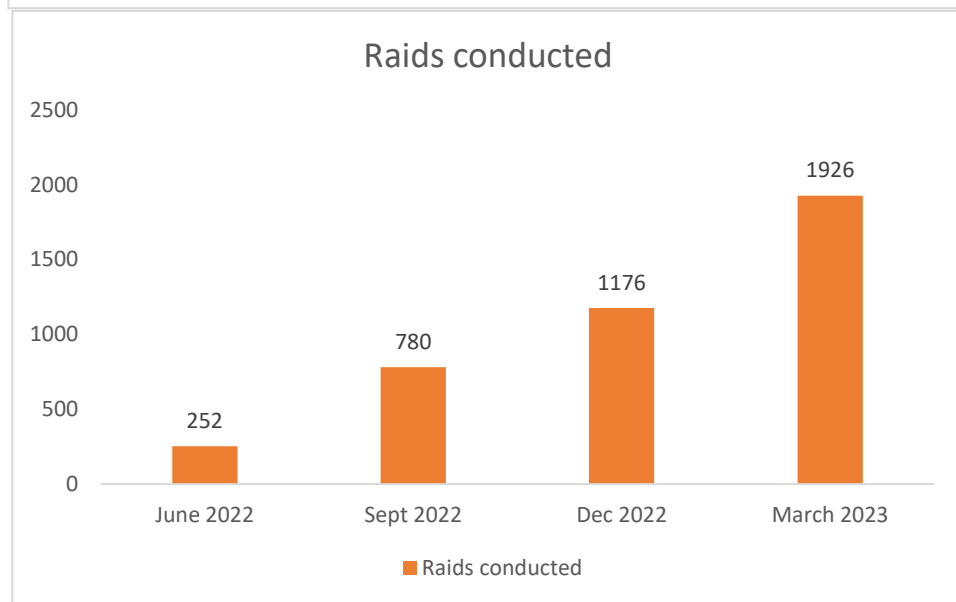
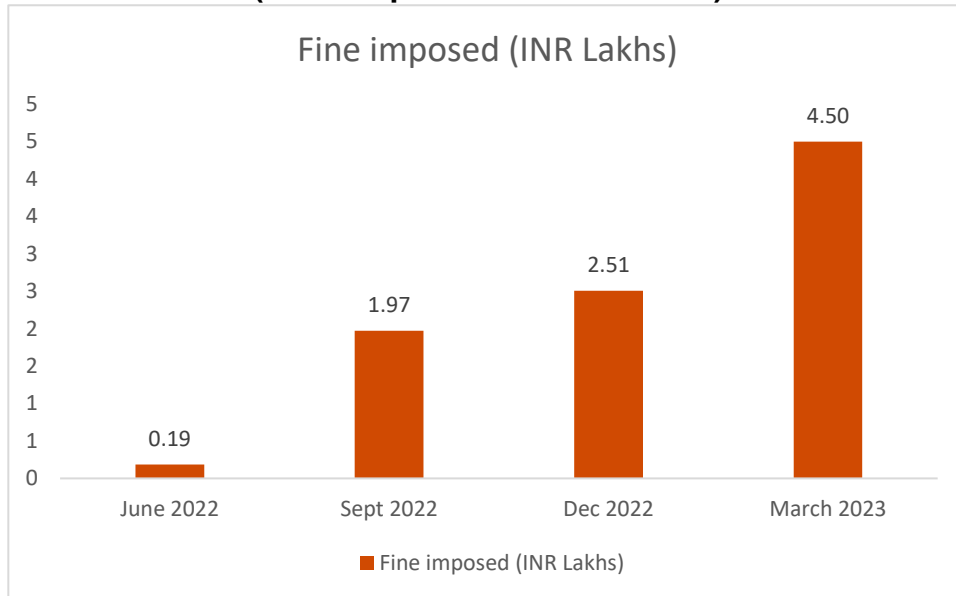
Meendum Manjappai inauguratory function conducted at Saradha college on 10.3.2023



Meendum Manjappai inauguratory function conducted at Saradha college on 10.3.2023



Details on Cumulative Raids Conducted, Plastic seized and fine collected by ULBs (Salem April 2022- March 2023)





Dashboard

Tamil Nadu Single Use Plastic Ban Monitoring Dashboard

District
Salem

Urban local body
All

Type (ULB)
All

4/1/2022

3/31/2023

1926
Raids

14.33
SUP Seized (MT)

4.50
Fine (INR Lakhs)

1255
IEC activities

7.44
SUP per raid

Salem

SUP seized (MT) vs Time

● All SUP Seized (MT) ● SUP per raid (kg)

Rank	ULB	All SUP Seized (MT)	All raids	All IEC
1	Salem	9.35	366	355
2	Mettur	2.85	125	65
3	Tharamangalam	0.73	95	64
4	Attur	0.57	120	55
5	SalemTP	0.46	997	564
6	Edaganasalai	0.27	54	46
7	Idappadi	0.06	129	66
8	Narasingapuram	0.04	40	40

SUP Seized

Last updated CMA Friday, March 31, 2023
GCC (Blank)
DTP Friday, March 31, 2023



14. O/o. DEE, TNPCB, Erode

Special Enforcement Raids



Enforcement raid at Fruit Sellers, Street vendors, Flower Shops and Commercial Shops along with Municipal Officials in Erode District

Particulars					
Month	No. of Entities visited	No. of Violations Observed	No. of challan issued	Quantity of Plastic Seized in Kg	Amount of Fine collected in Rs.
Oct 2022	163	63	22	146	41600
Nov 2022	218	50	34	438	103300
Dec 2022	63	20	13	14.7	11500
March 2023	149	8	6	52.5	16000
April 2023	109	13	13	23.85	9500



Photos of activities



Awareness program on Meendum Manjappai through through the art of "Thorpaavai Koothu"(Bommalattam), 19.03.2023



Meendum Manjappai campaign held at M/s Ansell sterile solutions private limited, SIPCOT Perundurai



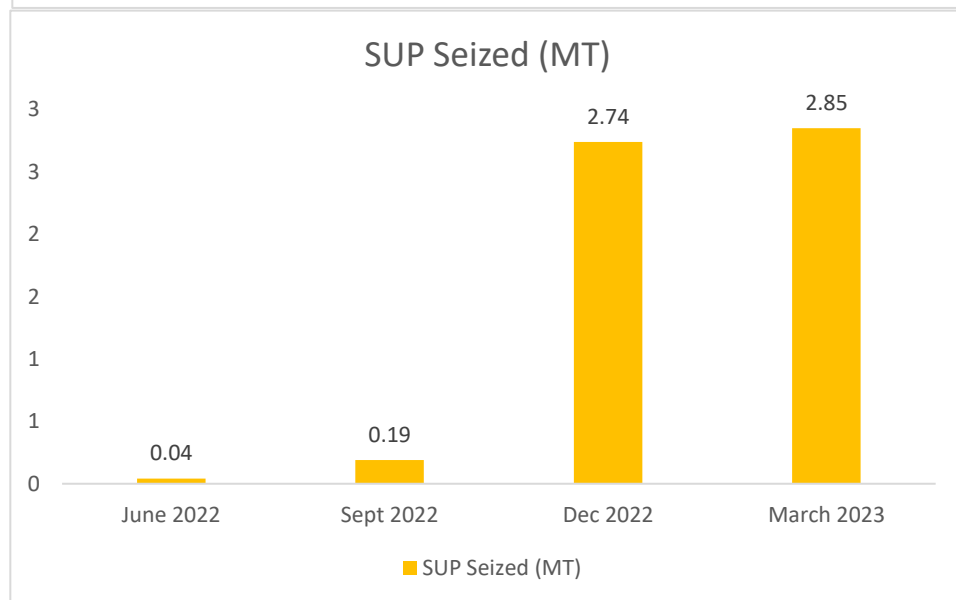
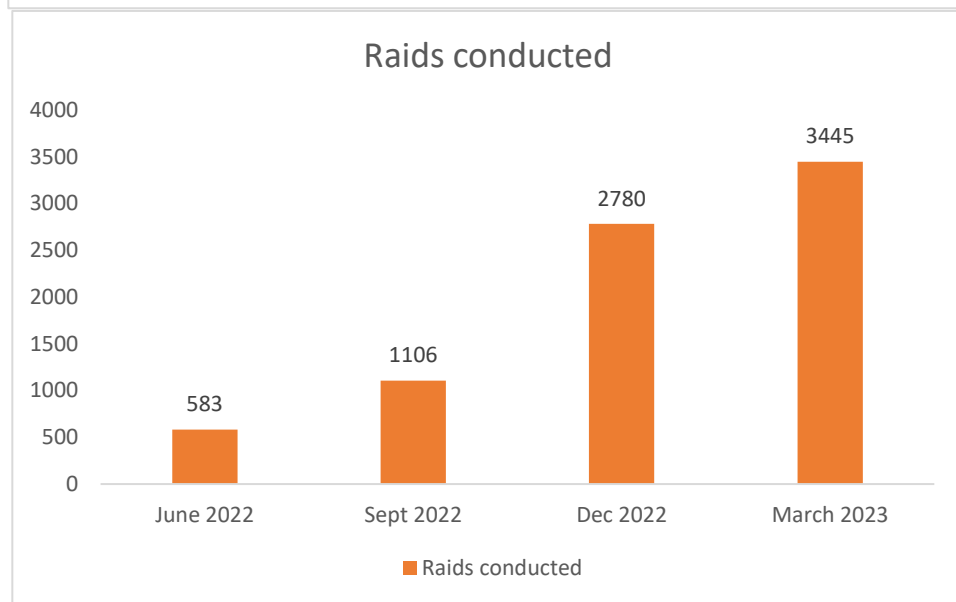
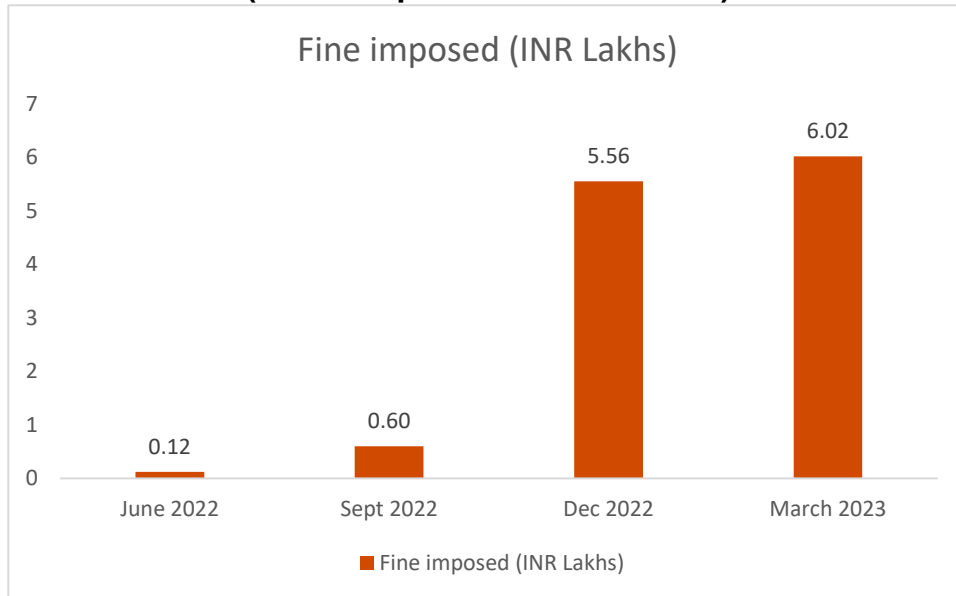
Awareness program on Meendum Manjappai through through the art of "Thorpaavai Koothu"(Bommalattam), 19.03.2023



Awareness program on Meendum Manjappai through through the art of "Thorpaavai Koothu"(Bommalattam), 19.03.2023



Details on Cumulative raids conducted, Plastic seized and fine collected by ULBs (Erode April 2022- March 2023)





Dashboard

Tamil Nadu Single Use Plastic Ban Monitoring Dashboard

District
Erode

Urban local body
All

Type (ULB)
All

4/1/2022

3/31/2023

3445
Raids

2.85
SUP Seized (MT)

6.02
Fine (INR Lakhs)

574
IEC activities

0.83
SUP per raid

Erode

SUP seized (MT) vs Time

● All SUP Seized (MT) ● SUP per raid (kg)

Month	All SUP Seized (MT)	SUP per raid (kg)
April 2022	0.0	0.0
May 2022	0.0	0.0
June 2022	0.2	0.0
July 2022	0.5	0.7
August 2022	0.1	0.0
September 2022	0.2	0.0
October 2022	0.3	1.5
November 2022	0.7	1.2
December 2022	1.8	1.8
January 2023	0.0	0.1
February 2023	0.0	0.0
March 2023	0.4	0.1

Rank	ULB	All SUP Seized (MT)	All raids	All IEC
1	ErodeTP	0.10	1914	132
2	Erode	2.55	1324	126
3	Bhavani	0.02	53	123
4	Gobichettipalayam	0.16	94	100
5	Sathyamangalam	0.01	41	53
6	Punjaipuliya mpatti	0.02	19	40

IEC

ULB	IEC
ErodeTP	132
Erode	126
Bhavani	123
Gobichetti...	100
Sathyama...	53
Punjaipuili...	40

Last updated CMA Friday, March 31, 2023

GCC (Blank)

DTP Friday, March 31, 2023



15. O/o. DEE, TNPCB, Karur

Special Enforcement Raids

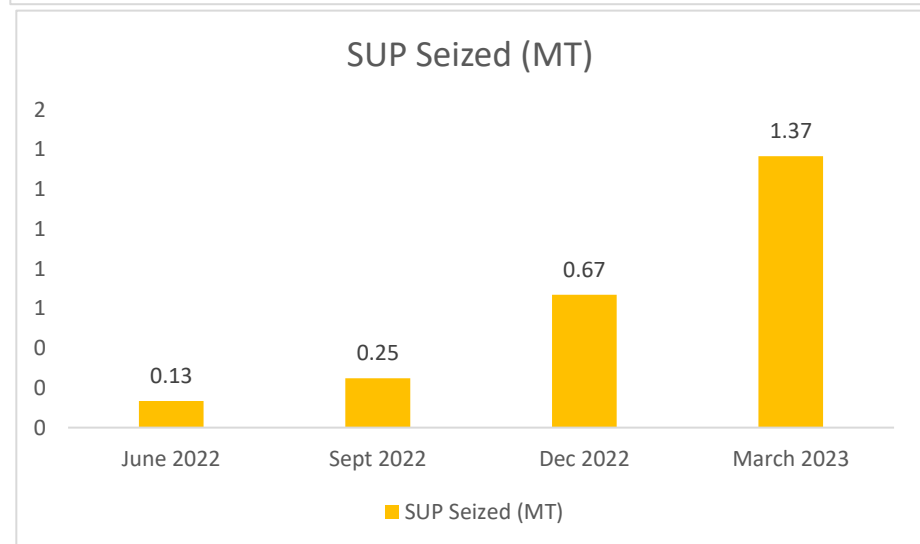
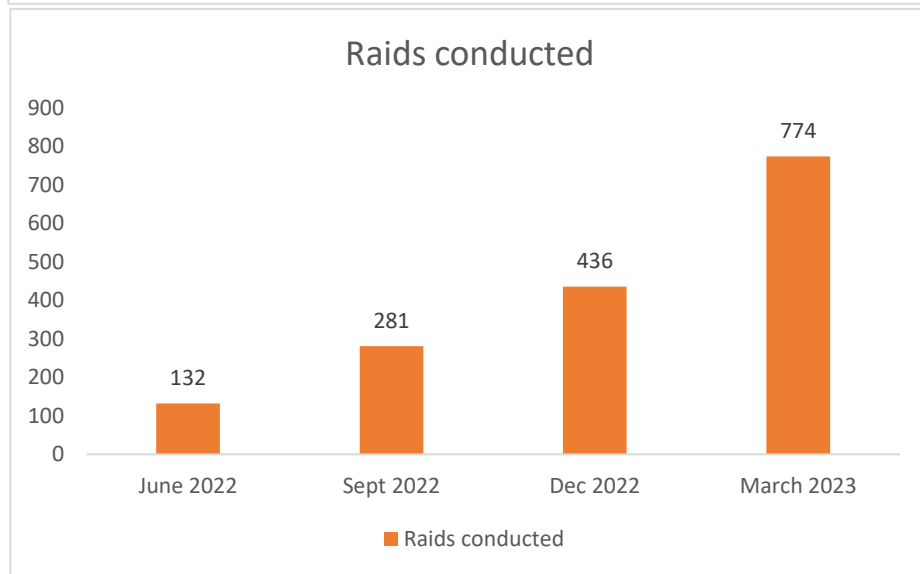
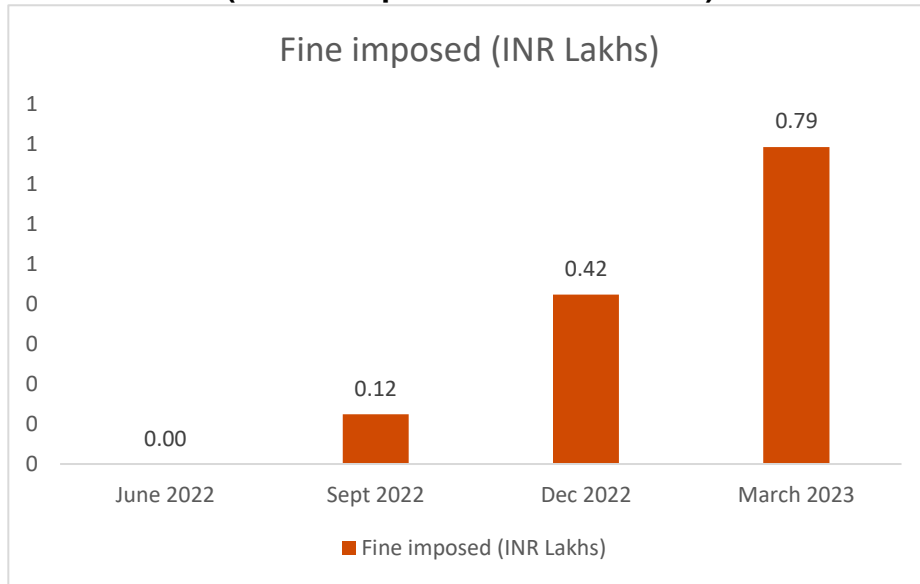


Enforcement raid at Fruit Sellers, Street vendors, Flower Shops and Commercial Shops along with Municipal Officials in Karur District

Particulars					
Month	No. of Entities visited	No. of Violations Observed	No. of challan issued	Quantity of Plastic Seized in Kg	Amount of Fine collected in Rs.
Oct 2022	43	18	15	35	7000
Nov 2022	52	28	28	302.4	10700
Dec 2022	28	14	14	30	300
March 2023	54	7	7	17.2	5000
April 2023	-	-	-	-	-



Details on Cumulative Raids conducted, Plastic seized and fine collected by ULBs (Karur- April 2022- March 2023)





Dashboard

Tamil Nadu Single Use Plastic Ban Monitoring Dashboard

District
Karur

Urban local body
All

Type (ULB)
All

4/1/2022 | 3/31/2023

State

Karur

774

Raids

1.37

SUP Seized (MT)

0.79

Fine (INR Lakhs)

645

IEC activities

1.76

SUP per raid

SUP seized (MT) vs Time

● All SUP Seized (MT) ● SUP per raid (kg)

Month	All SUP Seized (MT)	SUP per raid (kg)
April	2.8	0.04
May	0.05	0.0
June	0.04	0.0
July	0.02	0.0
August	1.3	0.05
September	0.04	0.7
October	4.0	0.15
November	0.03	0.8
December	0.20	0.0
January	0.05	0.9
February	6.8	0.47
March	0.16	0.0

SUP Seized		Raids		IEC	
Rank	ULB	All SUP Seized (MT)	All raids	All IEC	
1	Karur	1.00	228	283	
2	KarurTP	0.00	268	226	
3	Kulithalai	0.03	55	54	
4	Pallapatti	0.17	154	46	
5	Pugalur	0.16	69	36	

IEC

Last updated: CMA Friday, March 31, 2023 GCC (Blank) DTP Friday, March 31, 2023



16. O/o. DEE, TNPCB, Kumarapalayam

Special Enforcement Raids



Enforcement raid at Fruit Sellers, Street vendors, Flower Shops and Commercial Shops along with Municipal Officials in Kumarapalyam Municipality

Particulars					
Month	No. of Entities visited	No. of Violations Observed	No. of challan issued	Quantity of Plastic Seized in Kg	Amount of Fine collected in Rs.
Oct 2022	21	10	15	45	17000
Nov 2022	135	36	36	135	24200
Dec 2022	24	13	13	35.7	4250
March 2023	-	-	-	-	-
April 2023	125	0	0	348	55500



17.O/o. DEE, TNPCB, Namakkal

Special Enforcement Raids

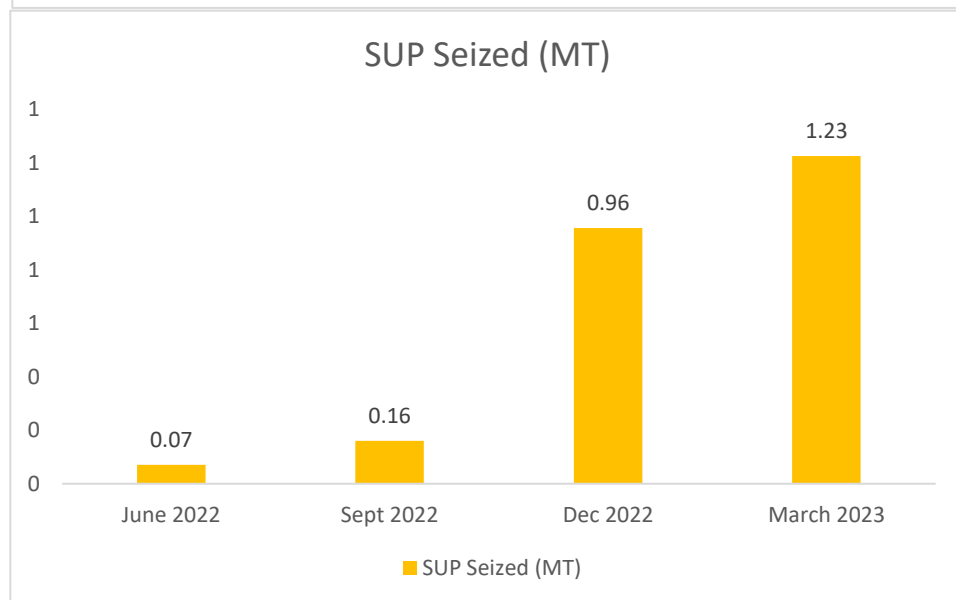
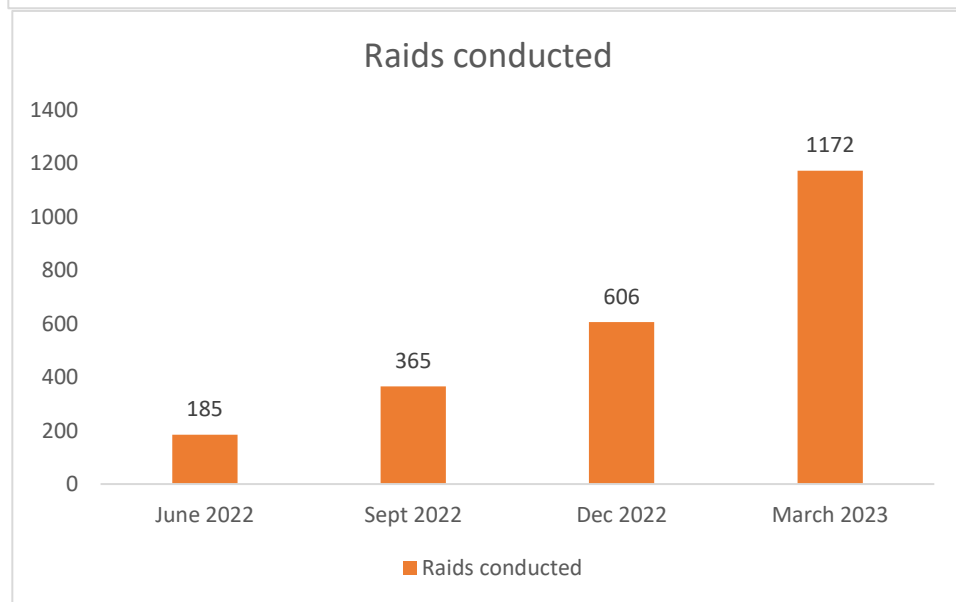
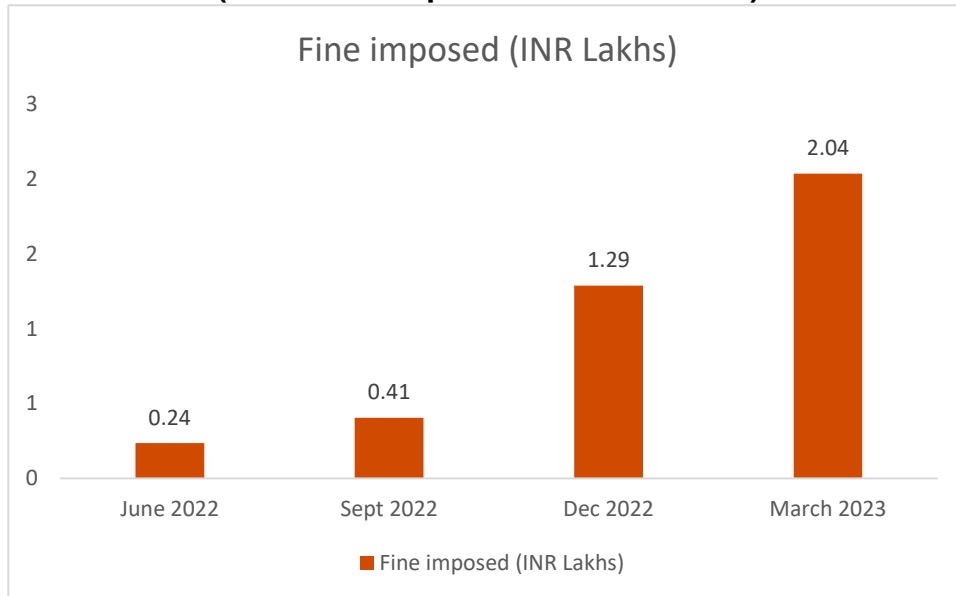


Enforcement raid at Fruit Sellers, Street vendors, Flower Shops and Commercial Shops along with Municipal Officials in Namakkal District

Particulars					
Month	No. of Entities visited	No. of Violations Observed	No. of challan issued	Quantity of Plastic Seized in Kg	Amount of Fine collected in Rs.
Oct 2022	21	10	15	45	17000
Nov 2022	135	36	36	135	24200
Dec 2022	24	13	13	35.7	4250
March 2023	-	-	-	-	-
April 2023	125	0	0	348	55500



Details on Cumulative Raids conducted, Plastic seized and fine collected by ULBs (Namakkal April 2022- March 2023)





Dashboard

Tamil Nadu Single Use Plastic Ban Monitoring Dashboard

District
Namakkal

Urban local body
All

Type (ULB)
All

4/1/2022 | 3/31/2023

1172
Raids

1.23
SUP Seized (MT)

2.04
Fine (INR Lakhs)

682
IEC activities

1.05
SUP per raid

Namakkal

SUP seized (MT) vs Time

● All SUP Seized (MT) ● SUP per raid (kg)

Month	All SUP Seized (MT)	SUP per raid (kg)
April	0.02	0.03
May	0.5	0.01
June	0.2	0.04
July	0.4	0.01
August	0.01	1.1
Septem...	0.05	0.04
October	0.8	0.19
Novem...	2.0	0.56
Decem...	6.3	0.05
January	0.7	1.0
February	1.04	0.18
March	0.7	0.18

Rank	ULB	All SUP Seized (MT)	All raids	All IEC
1	NamakkalTTP	0.22	576	404
2	Namakkal	0.30	120	64
3	Komarapalayam	0.39	147	59
4	Pallipalayam	0.03	88	55
5	Tiruchengode	0.08	67	51
6	Rasipuram	0.21	174	49

IEC

Last updated **CMA** Friday, March 31, 2023 **GCC** (Blank) **DTP** Friday, March 31, 2023



18. O/o. DEE, TNPCB, Perundurai

Special Enforcement Raids



Enforcement raid at Fruit Sellers, Street vendors, Flower Shops and Commercial Shops along with Municipal Officials in Perundurai District

Particulars					
Month	No. of Entities visited	No. of Violations Observed	No. of challan issued	Quantity of Plastic Seized in Kg	Amount of Fine collected in Rs.
Oct 2022	290	49	12	55.85	11000
Nov 2022	176	40	16	46.5	7200
Dec 2022	148	30	17	92	25900
March 2023	0	0	0	5	700
April 2023	155	7	7	7.5	4000



Coimbatore Zone



19. O/o. DEE, TNPCB, Coimbatore North

Special Enforcement Raids

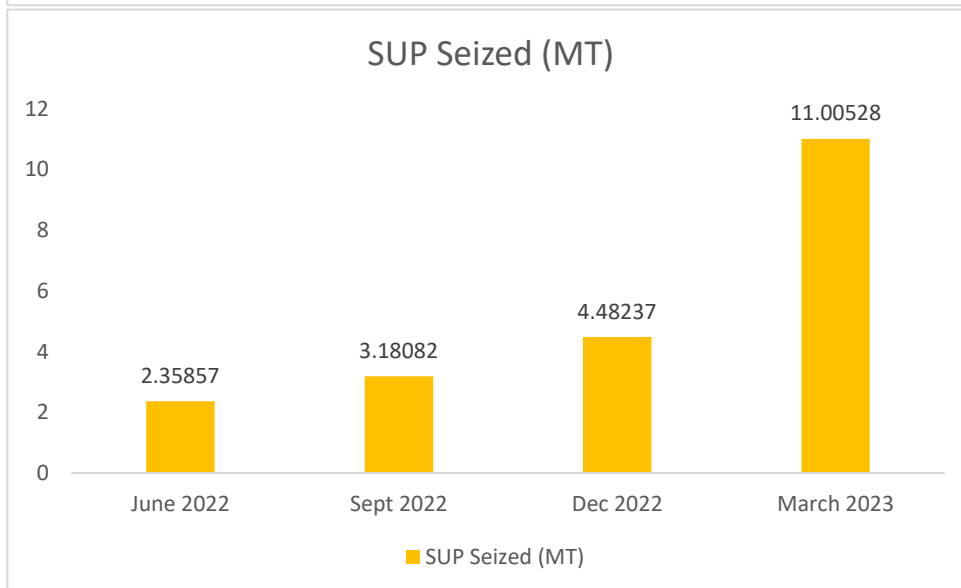
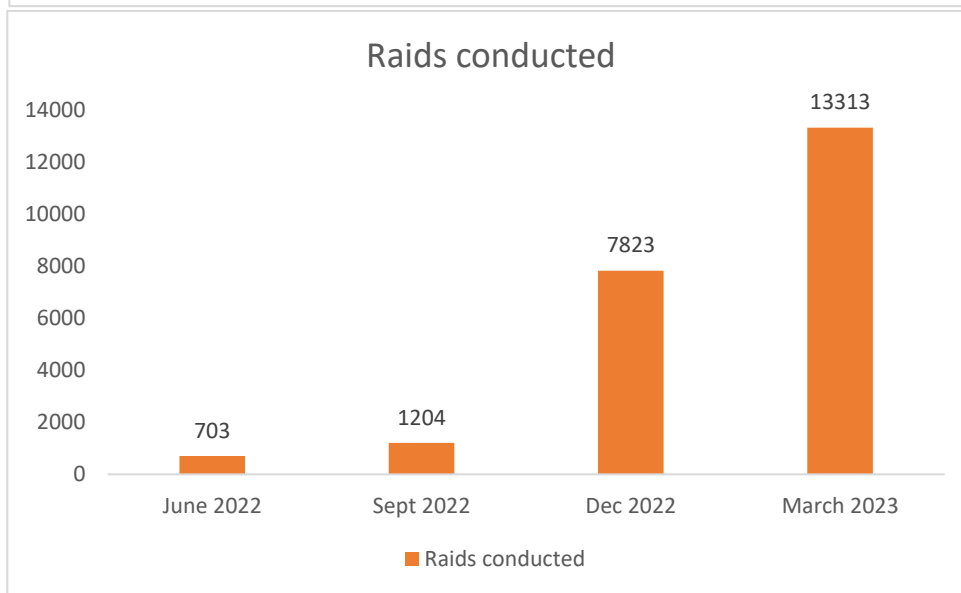
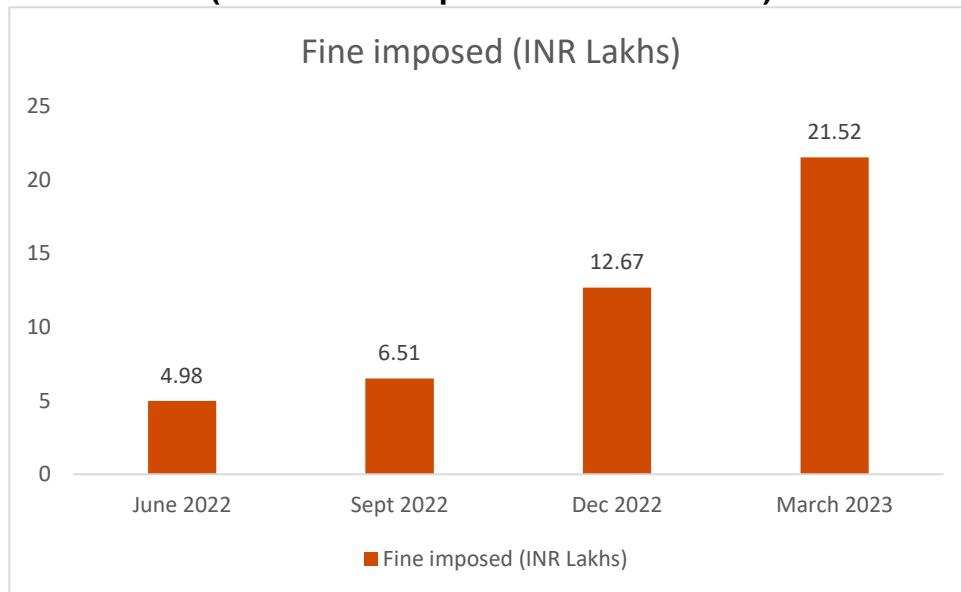


Enforcement raid at Fruit Sellers, Street vendors, Flower Shops and Commercial Shops along with Municipal Officials in Coimbatore North

Particulars					
Month	No. of Entities visited	No. of Violations Observed	No. of challan issued	Quantity of Plastic Seized in Kg	Amount of Fine collected in Rs.
Oct 2022	22	22	22	50.7	6600
Nov 2022				78	28950
Dec 2022	278	113	113	15.65	13100
March 2023	125	37	37	127.51	18800
April 2023	-	-	-	-	-



Details on Cumulative Raids conducted, Plastic seized and fine collected by ULBs (Coimbatore April 2022- March 2023)





Dashboard

Tamil Nadu Single Use Plastic Ban Monitoring Dashboard

District
Coimbatore

Urban local body
All

Type (ULB)
All

4/1/2022

3/31/2023

State

Coimbatore

13313

Raids

11.01

SUP Seized (MT)

21.52

Fine (INR Lakhs)

5049

IEC activities

0.83

SUP per raid

SUP seized (MT) vs Time

Month	All SUP Seized (MT)	SUP per raid (kg)
April	1.0	0.9
May	7.4	1.4
June	3.2	0.6
July	2.4	0.5
August	1.2	0.5
September	1.0	0.2
October	1.5	0.2
November	0.3	0.0
December	0.8	0.1
January	0.4	0.4
February	2.9	2.1
March	3.2	3.5

Rank	ULB	All SUP Seized (MT)	All raids	All IEC
1	Coimbatore	8.31	11944	4374
2	Pollachi	0.80	143	165
3	CoimbatoreT p	0.13	936	136
4	Valparai	0.02	114	131
5	Mettupalayam	1.54	72	81
6	Madukkarai	0.02	54	76
7	Karumathampatti	0.05	11	48

IEC

ULB	IEC
Coimbatore	4.4K
Pollachi	0.2K
CoimbatoreT p	0.1K
Valparai	0.1K
Mettupalayam	0.1K
Madukkarai	0.1K
Karumathampatti	0.0K
Karamadai	0.0K

Last updated: CMA Friday, March 31, 2023 GCC (Blank) DTP Friday, March 31, 2023



20. O/o. DEE, TNPCB, Coimbatore South

Special Enforcement Raids



Enforcement raid at Fruit Sellers, Street vendors, Flower Shops and Commercial Shops along with Municipal Officials in Coimbatore South

Particulars					
Month	No. of Entities visited	No. of Violations Observed	No. of challan issued	Quantity of Plastic Seized in Kg	Amount of Fine collected in Rs.
Oct 2022	-	-	-	-	-
Nov 2022	-	-	-	-	-
Dec 2022	557	8	8	27.55	15800
March 2023	56	0	0	26.65	8200
April 2023	-	-	-	-	-



21. O/o. DEE, TNPCB, Ooty

Special Enforcement Raids

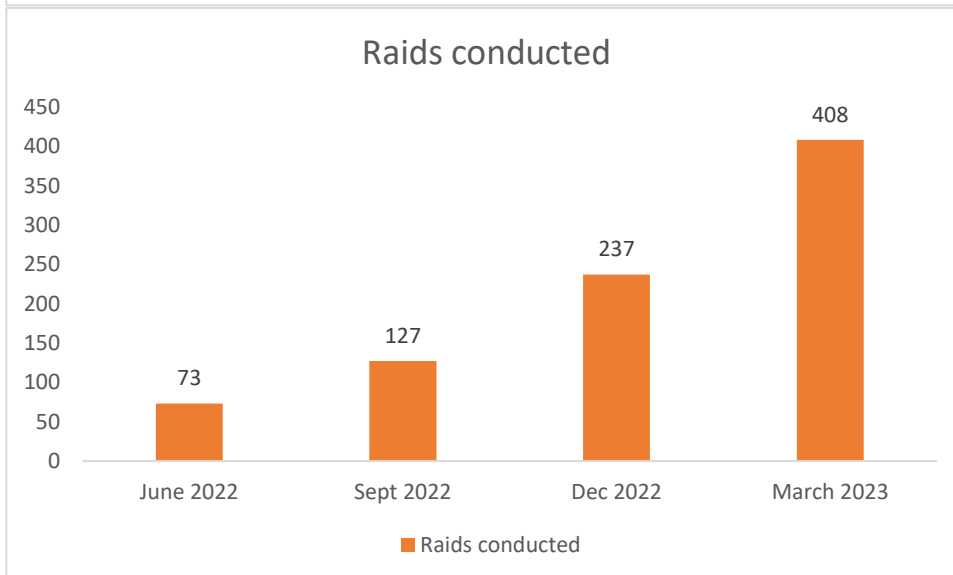
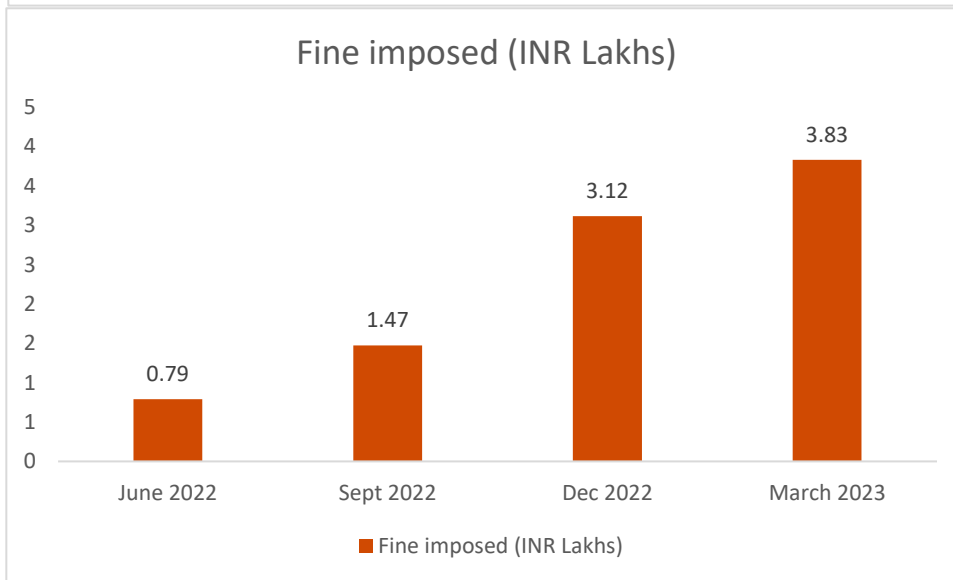
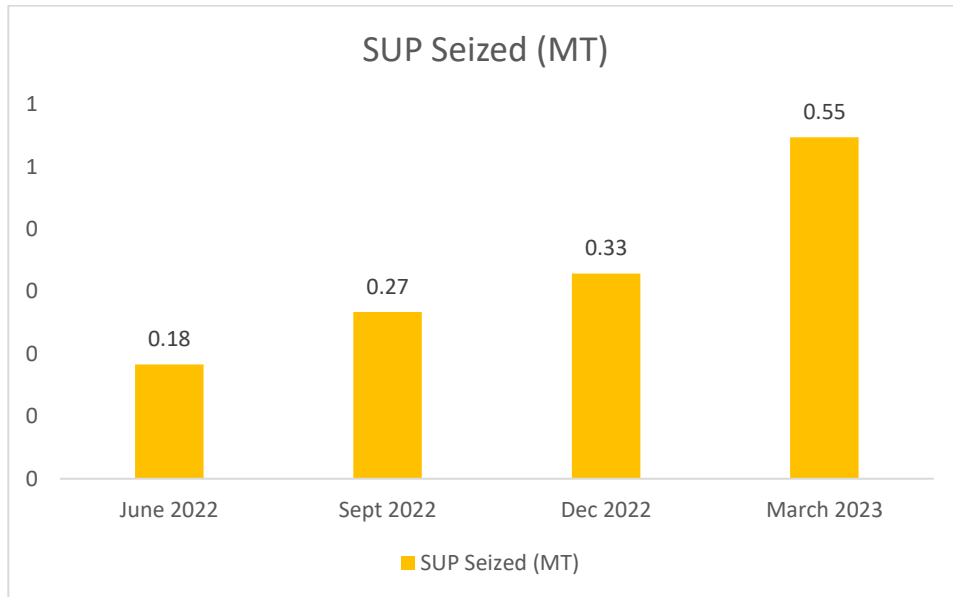


Enforcement raid at Fruit Sellers, Street vendors, Flower Shops and Commercial Shops along with Municipal Officials in Nilgiris district

Particulars					
Month	No. of Entities visited	No. of Violations Observed	No. of challan issued	Quantity of Plastic Seized in Kg	Amount of Fine collected in Rs.
Oct 2022	21	3	3	0.35	1100
Nov 2022				1.75	5000
Dec 2022					66700
March 2023	-	-	-	-	-
April 2023	-	-	-	-	-




Details on Cumulative raids conducted, Plastic seized and fine collected by ULBs (Nilgiris April 2022- March 2023)





Dashboard



Tamil Nadu Single Use Plastic Ban Monitoring Dashboard

District
The Nilgiris

Urban local body
All


Type (ULB)
All

4/1/2022 | 3/31/2023

State

GCC
Table

The Nilgiris



408

Raids

0.55

SUP Seized (MT)

3.83

Fine (INR Lakhs)

421


IEC activities

1.34

SUP per raid

SUP seized (MT) vs Time

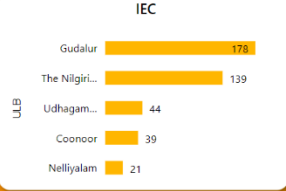
● All SUP Seized (MT) ● SUP per raid (kg)



SUP Seized
Raids
IEC

Rank	ULB	All SUP Seized (MT)	All raids	All IEC
1	Gudalur	0.29	133	178
2	The NilgirisTP	0.05	192	139
3	Udhagaman dalam	0.01	30	44
4	Coonoor	0.17	43	39
5	Nelliyalam	0.02	10	21

IEC



Last updated CMA Friday, March 31, 2023
GCC (Blank)
DTP Friday, March 31, 2023



22. O/o. DEE, TNPCB, Tiruppur (North)

Special Enforcement Raids



Enforcement raid at Fruit Sellers, Street vendors, Flower Shops and Commercial Shops along with Municipal Officials in Tiruppur North

Particulars					
Month	No. of Entities visited	No. of Violations Observed	No. of challan issued	Quantity of Plastic Seized in Kg	Amount of Fine collected in Rs.
Oct 2022	503	45	29	507	26500
Nov 2022					
Dec 2022	29	29	390	20600	29
March 2023	0	0	0	10	0
April 2023	210	38	38	1075	43100



Photos of activities



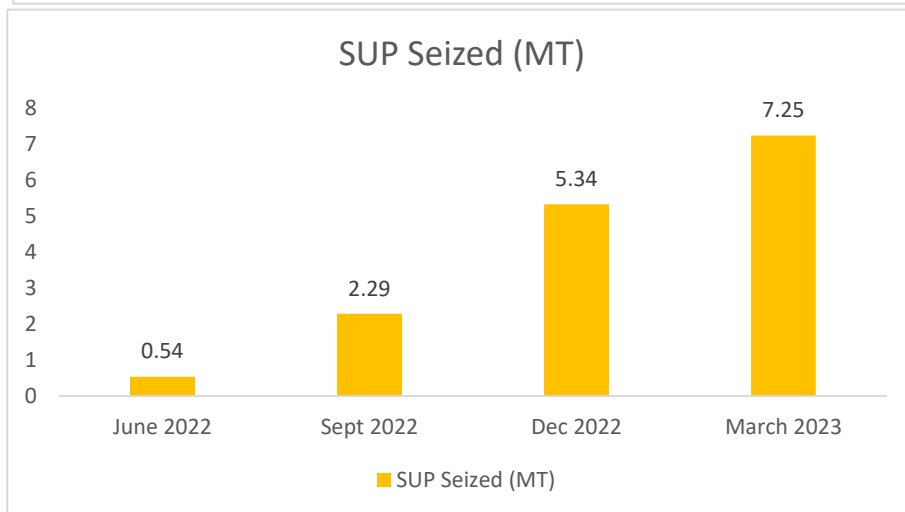
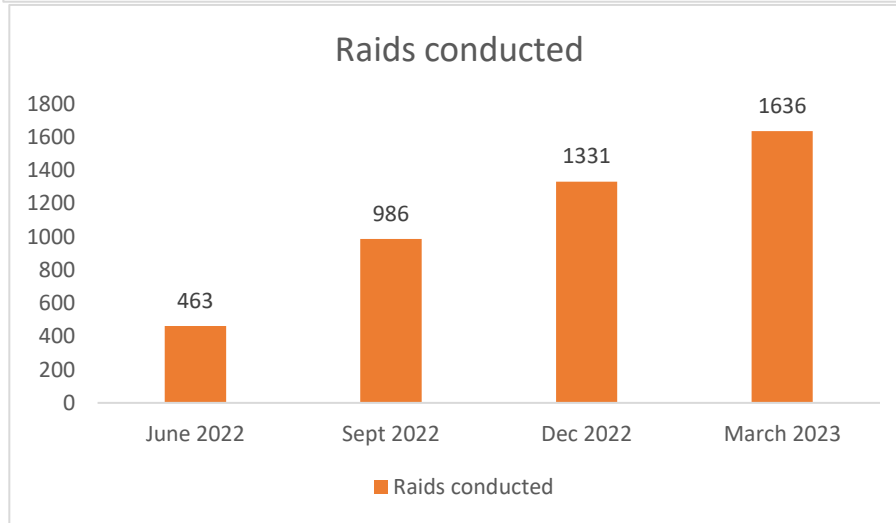
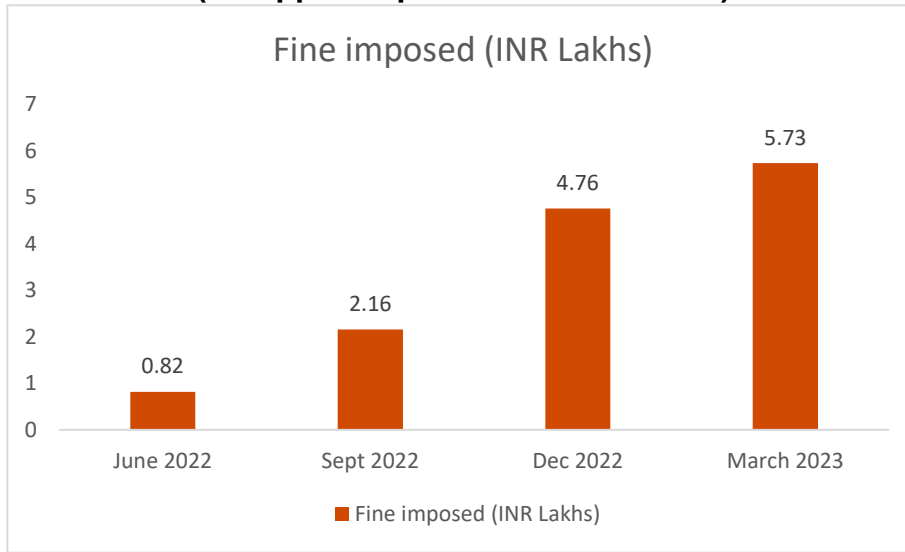
Distribution of Manjappais to government school students in Tiruppur on 8.4.2023 for creating awareness on the ban on SUPs



Distribution of Manjappais to government school students in Tiruppur on 8.4.2023 for creating awareness on the ban on SUPs




Details on Cumulative raids conducted, Plastic seized and fine collected by ULBs (Tiruppur April 2022- March 2023)





Dashboard



Tamil Nadu Single Use Plastic Ban Monitoring Dashboard

District
Tiruppur

Urban local body
All

Type (ULB)
All

1636

Raids

7.25

SUP Seized (MT)

5.73

Fine (INR Lakhs)


917

IEC activities

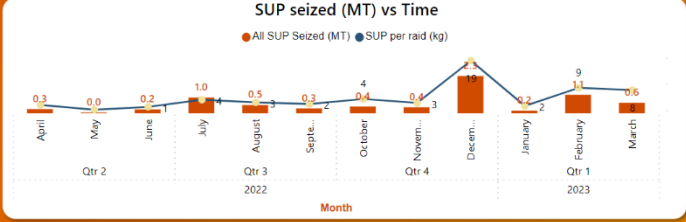
4.43

SUP per raid

Tiruppur



SUP seized (MT) vs Time

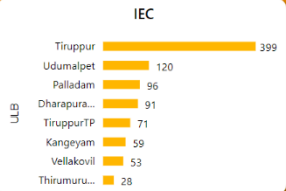


Month

SUP Seized

Rank	ULB	All SUP Seized (MT)	All raids	All IEC
1	Tiruppur	3.94	696	399
2	Udumalpet	0.40	70	120
3	Palladam	0.30	24	96
4	Dharapuram	0.49	79	91
5	TiruppurTP	2.00	705	71
6	Kangayam	0.03	34	59
7	Vellakovil	0.04	7	53
8	Thirumuruganpoondi	0.04	21	28

IEC



Last updated
CMA Friday, March 31, 2023
GCC
(Blank)
DTP Friday, March 31, 2023



23.O/o. DEE, TNPCB, Tiruppur (South)

Special Enforcement Raids



Enforcement raid at Fruit Sellers, Street vendors, Flower Shops and Commercial Shops along with Municipal Officials in Tiruppur South

Particulars					
Month	No. of Entities visited	No. of Violations Observed	No. of challan issued	Quantity of Plastic Seized in Kg	Amount of Fine collected in Rs.
Oct 2022	148	20	4	44	4100
Nov 2022	-	-	-	-	-
Dec 2022	-	-	-	-	-
March 2023	-	-	-	-	-
April 2023	39	8	5	14.7	4000



Trichy Zone



24.O/o. DEE, TNPCB, Trichy

Special Enforcement Raids



Enforcement raid at Fruit Sellers, Street vendors, Flower Shops and Commercial Shops along with Municipal Officials in Trichy District

Particulars					
Month	No. of Entities visited	No. of Violations Observed	No. of challan issued	Quantity of Plastic Seized in Kg	Amount of Fine collected in Rs.
Oct 2022	41	5	5	1427	31500
Nov 2022	94	13	8	130.9	13600
Dec 2022	77	13	13	35.8	17900
March 2023	104	22	22	359	24700
April 2023	72	16	16	72.58	8500



Photos of activities



The District Collector, Trichy distributed Manjappais to the shop owners and to the public during a plastic waste collection program on 15.02.2023



The District Collector, Trichy distributed Manjappais to the shop owners and to the public during a plastic waste collection program on 15.02.2023



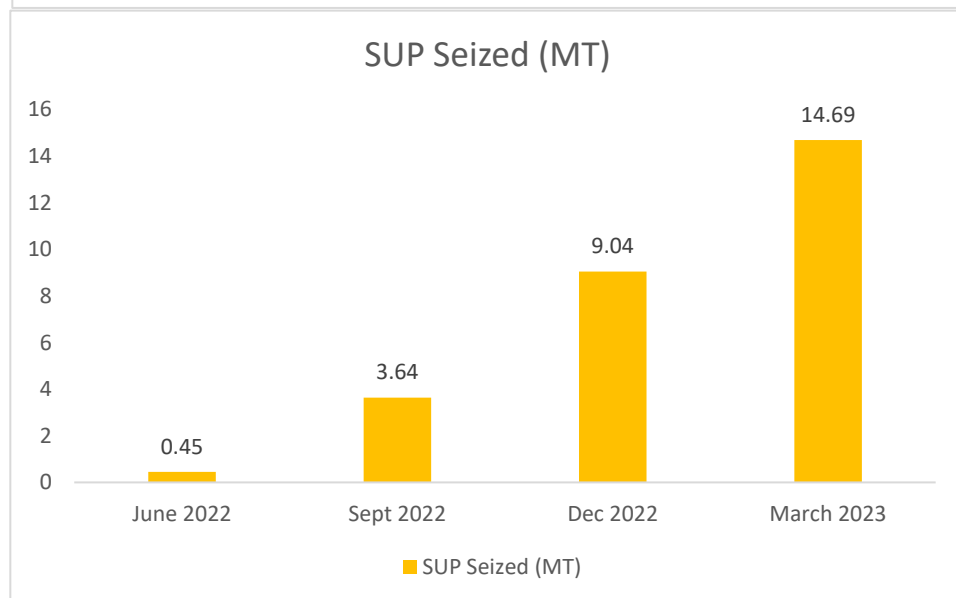
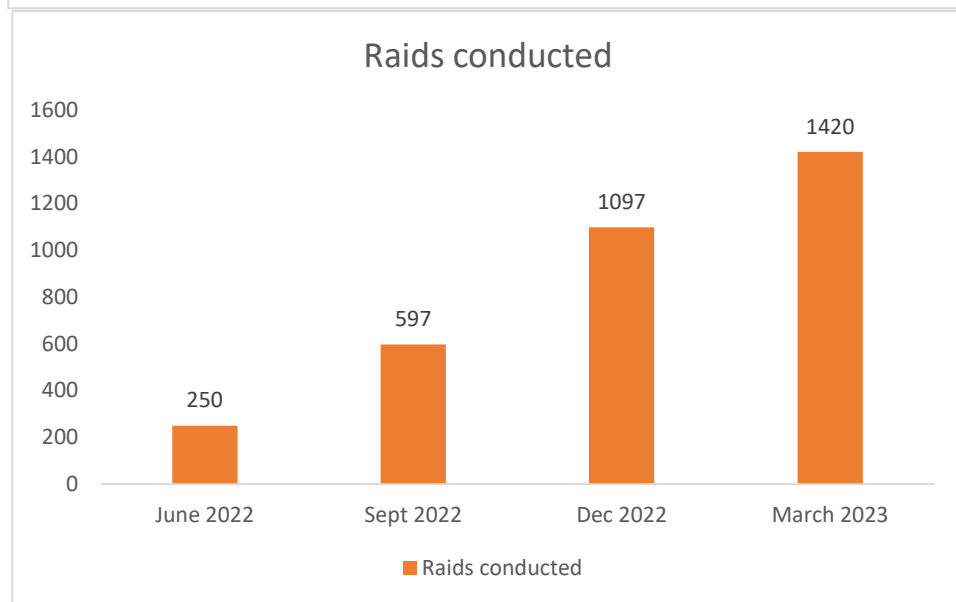
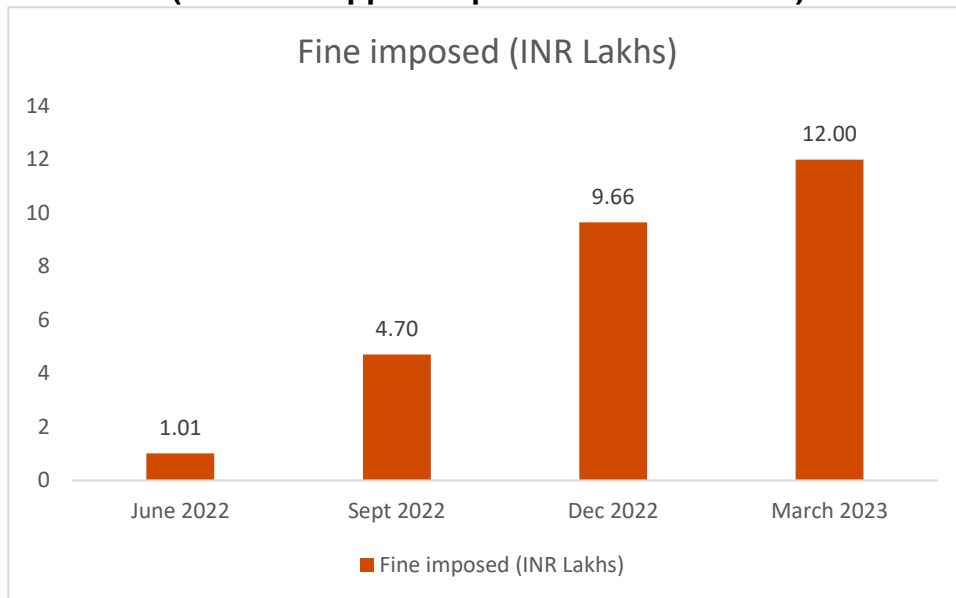
The District Collector, Trichy distributed Manjappais to the shop owners and to the public during a plastic waste collection program on 15.02.2023



Promotion of Manjappais and taking of pledge at Srirangam Ranganathar temple on 19.05,2023



Details on Cumulative raids conducted, Plastic seized and fine collected by ULBs (Thiruchirappalli April 2022- March 2023)





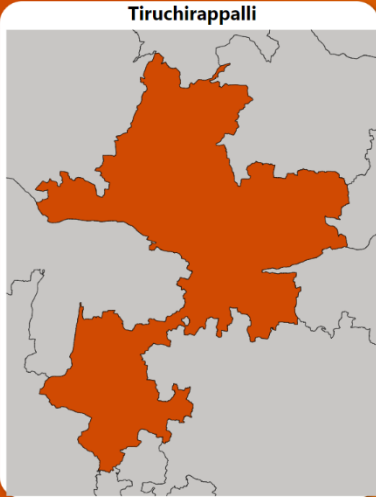
Dashboard

Tamil Nadu Single Use Plastic Ban Monitoring Dashboard

District: Tiruchirappalli | **Urban local body:** All | **Type (ULB):** All | **Period:** 4/1/2022 - 3/31/2023

State: | **GCC:** | **Table:**

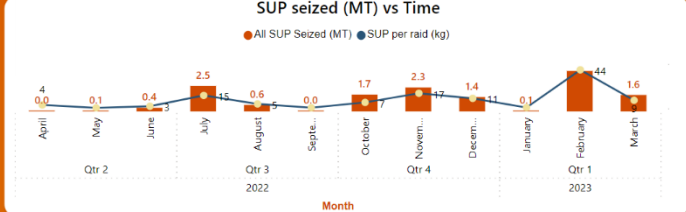
Tiruchirappalli



1420 Raids | **14.69 SUP Seized (MT)** | **12.00 Fine (INR Lakhs)** | **1715 IEC activities** | **10.34 SUP per raid**

SUP seized (MT) vs Time

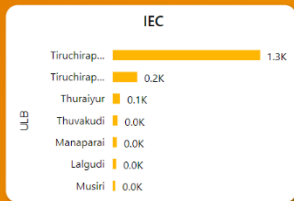
● All SUP Seized (MT) ● SUP per raid (kg)



Month	All SUP Seized (MT)	SUP per raid (kg)
April 2022	0.0	0.0
May 2022	0.1	0.1
June 2022	0.4	0.3
July 2022	2.5	1.5
August 2022	0.6	0.5
September 2022	0.0	0.0
October 2022	1.7	1.7
November 2022	2.3	1.7
December 2022	1.4	1.1
January 2023	0.1	0.1
February 2023	44	1.6
March 2023	1.6	1.6

SUP Seized		Raids		IEC	
Rank	ULB	All SUP Seized (MT)	All raids	All IEC	
1	Tiruchirappalli	6.35	961	1304	
2	Tiruchirappalli IIP	0.57	282	216	
3	Thuraiyur	2.52	54	64	
4	Thuvakudi	0.62	44	43	
5	Manaparai	2.29	29	36	
6	Lalgudi	2.15	30	30	
7	Musiri	0.20	20	22	

IEC



ULB	IEC
Tiruchirappalli	1.3K
Tiruchirappalli IIP	0.2K
Thuraiyur	0.1K
Thuvakudi	0.0K
Manaparai	0.0K
Lalgudi	0.0K
Musiri	0.0K

Last updated: CMA Friday, March 31, 2023 | GCC (Blank) | DTP Friday, March 31, 2023



25. O/o. DEE, TNPCB, Ariyalur

Special Enforcement Raids

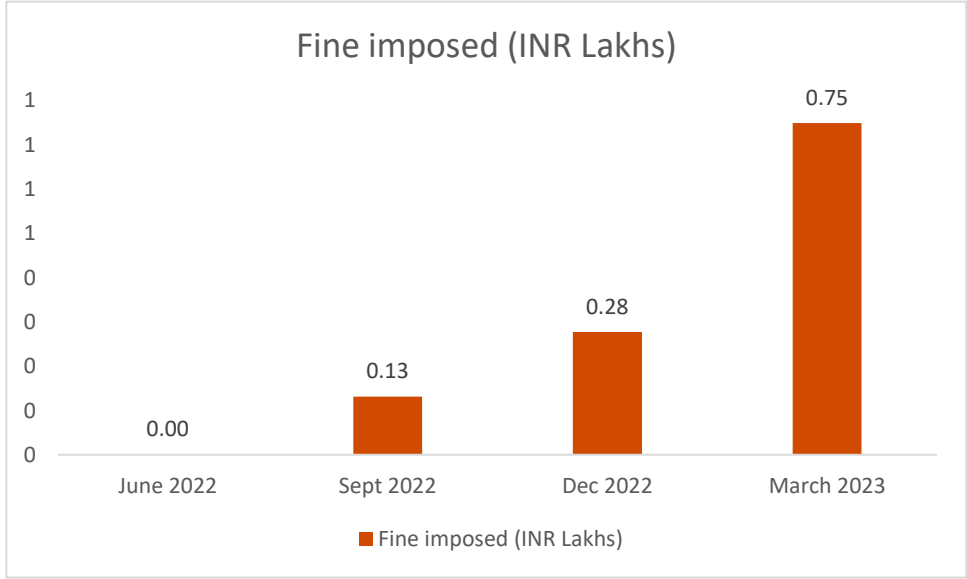
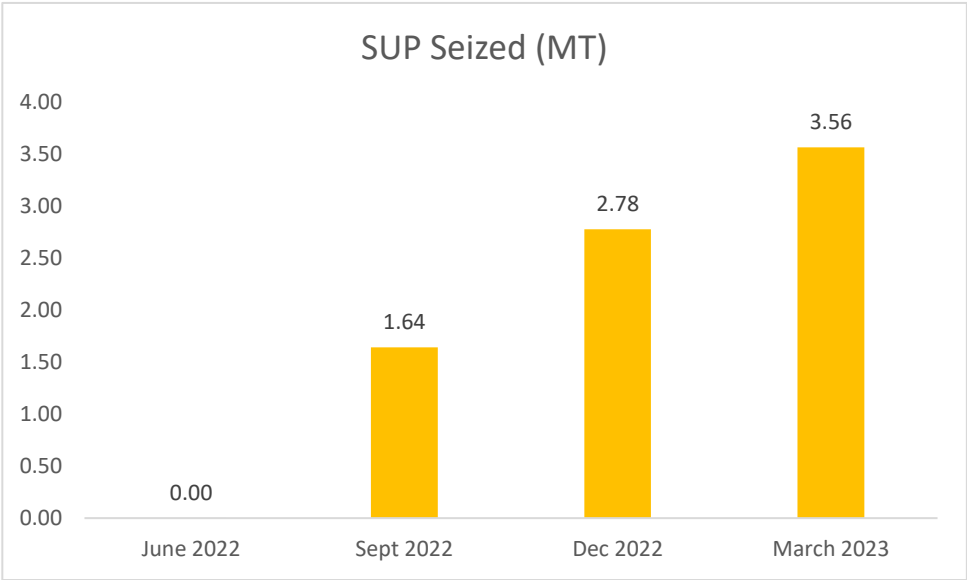
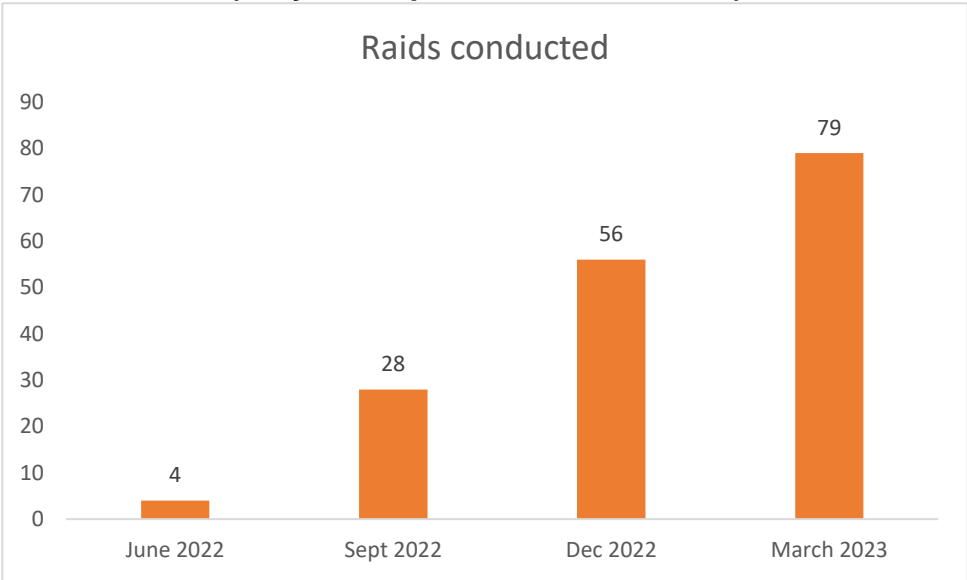


Enforcement raid at Fruit Sellers, Street vendors, Flower Shops and Commercial Shops along with Municipal Officials in Ariyalur District

Particulars					
Month	No. of Entities visited	No. of Violations Observed	No. of challan issued	Quantity of Plastic Seized in Kg	Amount of Fine collected in Rs.
Oct 2022	143	63	14	464	12200
Nov 2022	45	2	2	20	1000
Dec 2022	167	27	12	478	13600
March 2023	166	33	13	886	14500
April 2023	131	26	7	483	4800

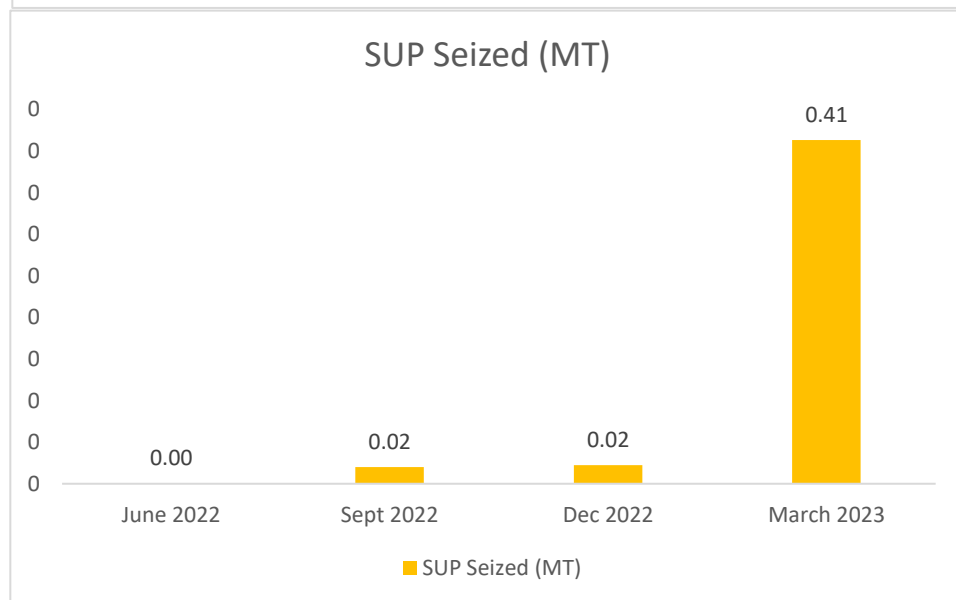
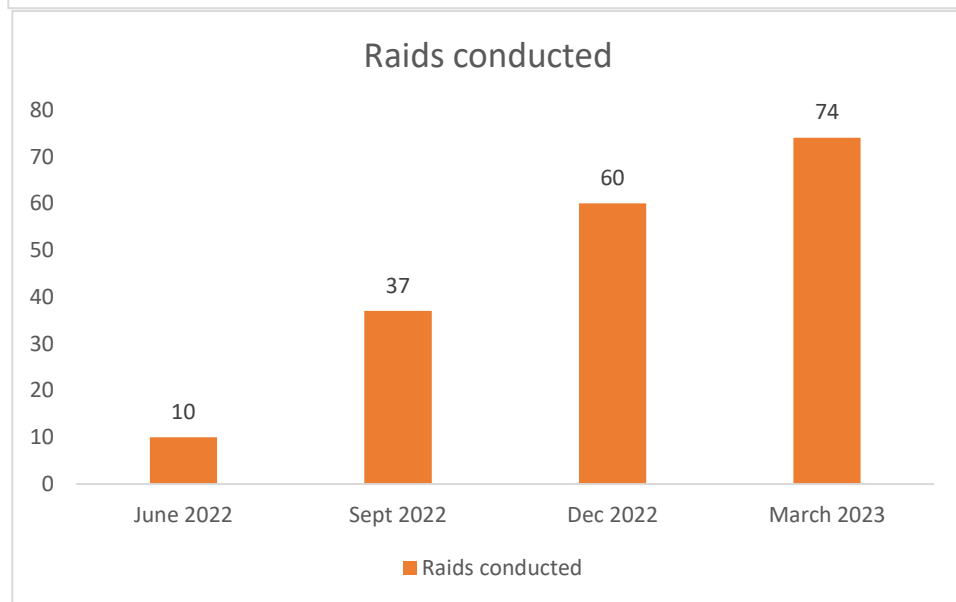
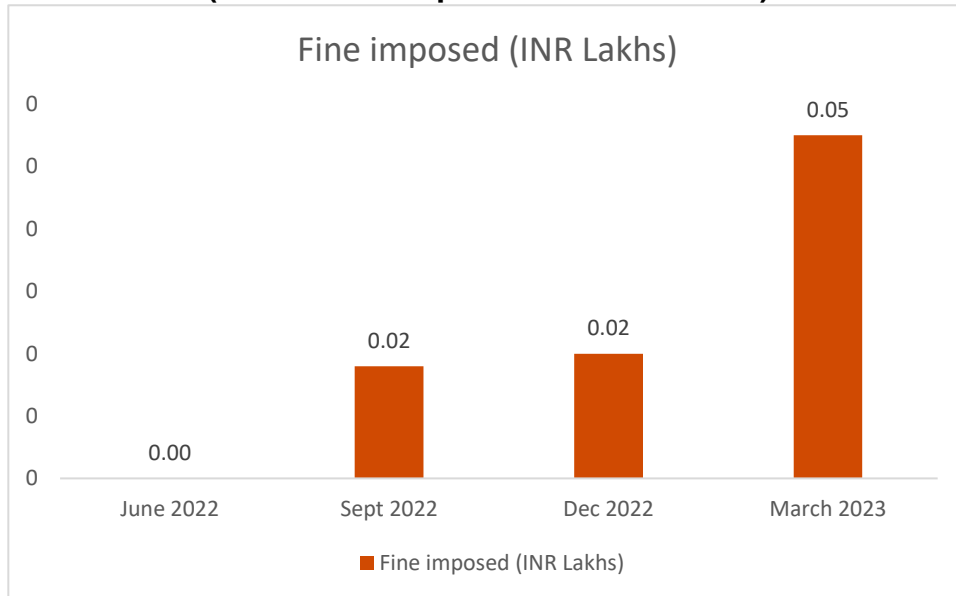


Details on Cumulative Raids conducted, Plastic seized and fine collected by ULBs (Ariyalur April 2022- March 2023)





Details on Cumulative raids conducted, Plastic seized and fine collected by ULBs (Perumbalur April 2022- March 2023)





Dashboard

Tamil Nadu Single Use Plastic Ban Monitoring Dashboard

State **GCC** Table

Ariyalur

District: Ariyalur

Urban local body: All

Type (ULB): All

4/1/2022 - 3/31/2023

79
Raids

3.56
SUP Seized (MT)

0.75
Fine (INR Lakhs)

91
IEC activities

45.11
SUP per raid

SUP seized (MT) vs Time

● All SUP Seized (MT) ● SUP per raid (kg)

Rank	ULB	All SUP Seized (MT)	All raids	All IEC
1	Ariyalur	2.75	36	39
2	AriyalurTP	0.00	19	26
2	Jayankonda	0.81	24	26

IEC

Last updated CMA Friday, March 31, 2023
GCC (Blank)
DTP Friday, March 31, 2023

Tamil Nadu Single Use Plastic Ban Monitoring Dashboard

State **GCC** Table

Perumbalur

District: Perumbalur

Urban local body: All

Type (ULB): All

4/1/2022 - 3/31/2023

74
Raids

0.41
SUP Seized (MT)

0.05
Fine (INR Lakhs)

83
IEC activities

5.59
SUP per raid

SUP seized (MT) vs Time

● All SUP Seized (MT) ● SUP per raid (kg)

Rank	ULB	All SUP Seized (MT)	All raids	All IEC
1	PerumbalurT	0.01	53	58
2	Perumbalur	0.40	21	25

IEC

Last updated CMA Friday, March 31, 2023
GCC (Blank)
DTP Tuesday, February 28, 2023



26. O/o. DEE, TNPCB, Pudukkottai

Special Enforcement Raids

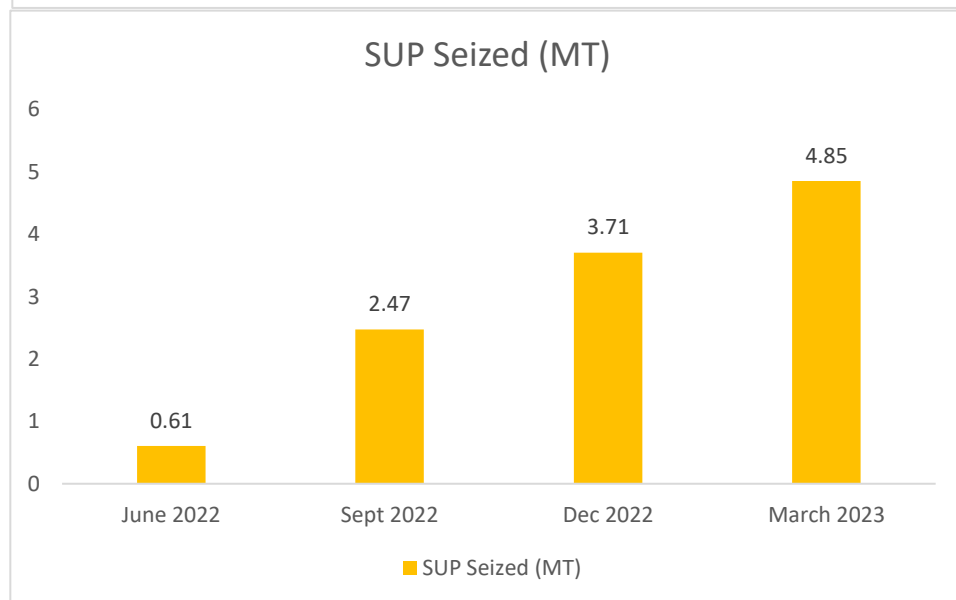
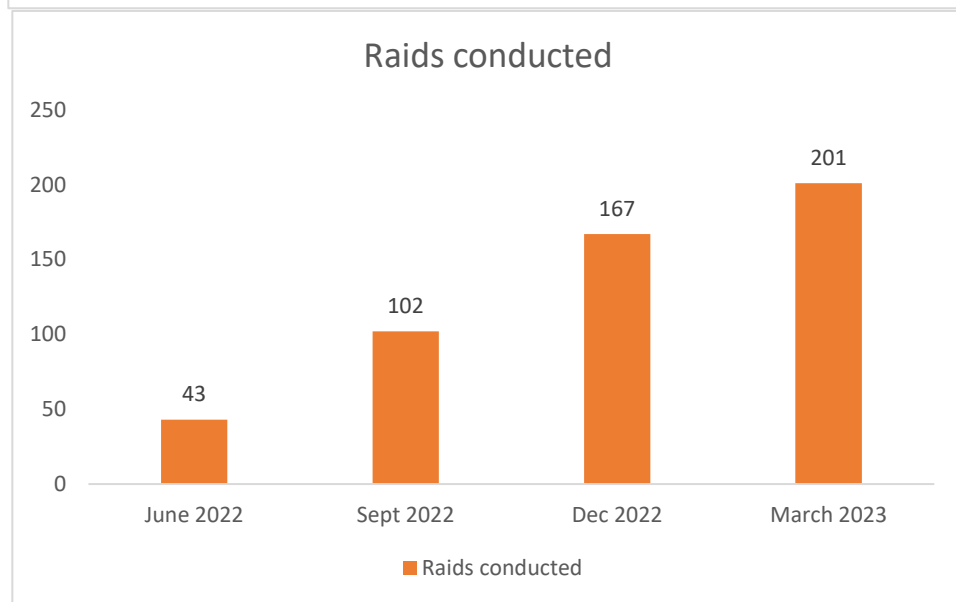
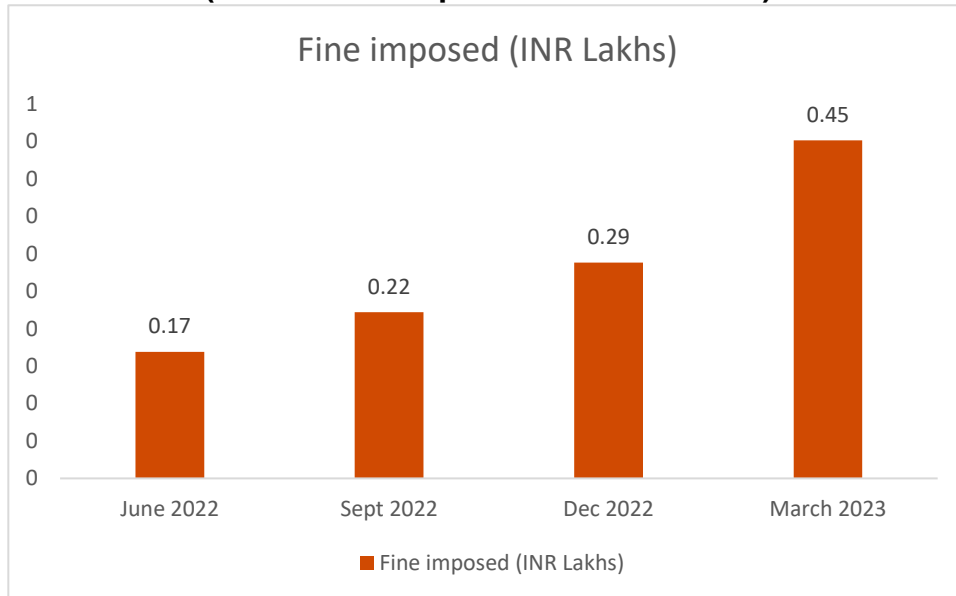


Enforcement raid at Fruit Sellers, Street vendors, Flower Shops and Commercial Shops along with Municipal Officials in Pudukkotai District

Particulars					
Month	No. of Entities visited	No. of Violations Observed	No. of challan issued	Quantity of Plastic Seized in Kg	Amount of Fine collected in Rs.
Oct 2022	250	52	20	41	5900
Nov 2022	118	21	21	73	8500
Dec 2022	49	14	14	19	4100
March 2023	98	25	25	176	15100
April 2023	107	15	15	72	7200



Details on Cumulative raids conducted, Plastic seized and fine collected by ULBs (Pudukkottai April 2022- March 2023)





Dashboard

Tamil Nadu Single Use Plastic Ban Monitoring Dashboard

State | **GCC** | **Table**

Pudukottai

District: Pudukottai | Urban local body: All | Type (ULB): All | 4/1/2022 - 3/31/2023

201 Raids | **4.85** SUP Seized (MT) | **0.45** Fine (INR Lakhs) | **279** IEC activities | **24.14** SUP per raid

SUP seized (MT) vs Time

● All SUP Seized (MT) ● SUP per raid (kg)

Month	All SUP Seized (MT)	SUP per raid (kg)
April	0.0	0.0
May	22	0.6
June	0.0	0.0
July	53	1.8
August	0.0	0.0
September	7	0.1
October	5	0.1
November	0.0	0.0
December	42	1.1
January	52	0.9
February	11	0.1
March	16	0.1

Rank	ULB	All SUP Seized (MT)	All raids	All IEC
1	PudukottaiTP	0.16	132	196
2	Pudukottai	4.28	41	44
3	Aranthangi	0.42	28	39

IEC

ULB

- Pudukotta... 196
- Pudukottai 44
- Aranthangi 39

Last updated: CMA Friday, March 31, 2023 | GCC (Blank) | DTP Tuesday, February 28, 2023



27. O/o. DEE, TNPCB, Thanjavur

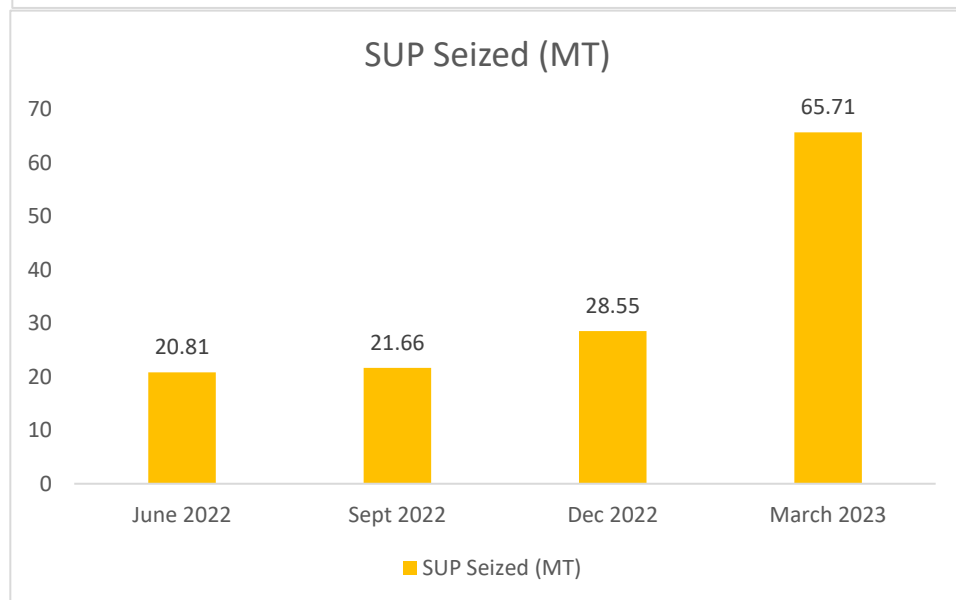
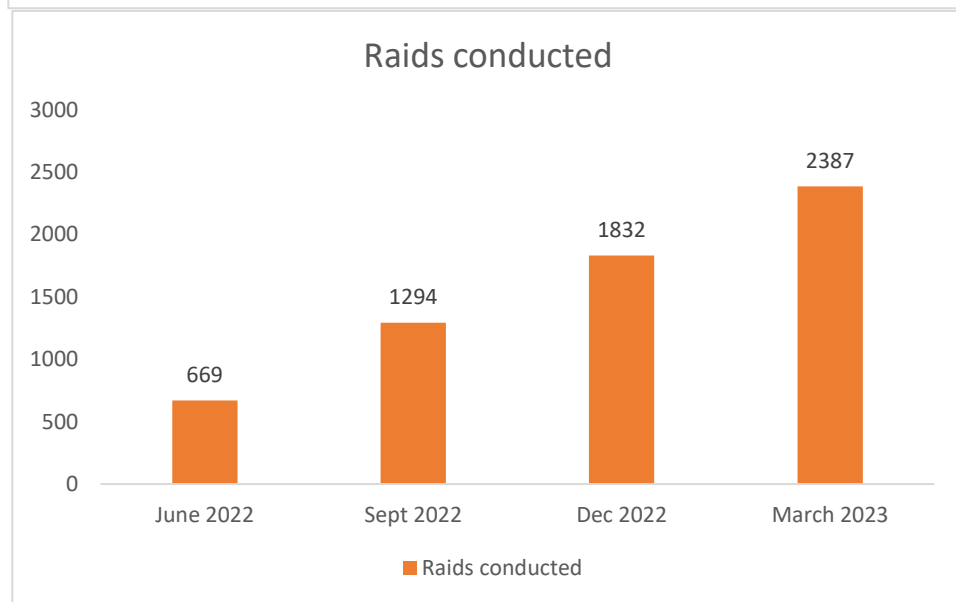
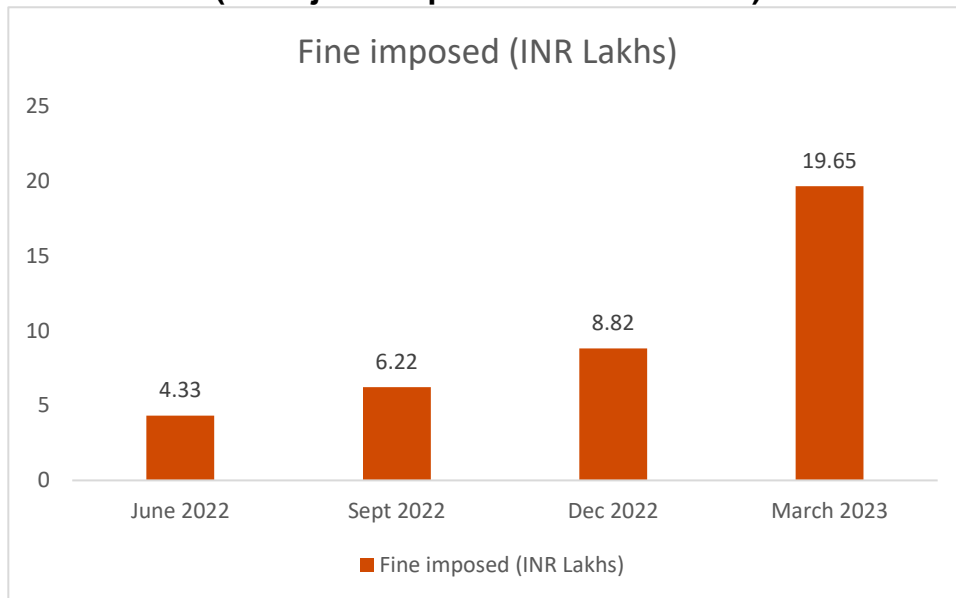
Special Enforcement Raids

Enforcement raid at Fruit Sellers, Street vendors, Flower Shops and Commercial Shops along with Municipal Officials in Thanjavur District

Particulars					
Month	No. of Entities visited	No. of Violations Observed	No. of challan issued	Quantity of Plastic Seized in Kg	Amount of Fine collected in Rs.
Oct 2022	54	15	15	8.95	19400
Nov 2022	84	11	5	9.718	2600
Dec 2022	38	0	0	0	0
March 2023	-	-	-	-	-
April 2023	-	-	-	-	-



Details on Cumulative Raids conducted, Plastic seized and fine collected by ULBs (Thanjavur April 2022- March 2023)





Dashboard

Tamil Nadu Single Use Plastic Ban Monitoring Dashboard

District
Thanjavur

Urban local body
All

Type (ULB)
All

4/1/2022 3/31/2023

State

GCC

Table

2387

Raids

65.71

SUP Seized (MT)

19.65

Fine (INR Lakhs)

947

IEC activities

27.53

SUP per raid

Thanjavur

SUP seized (MT) vs Time

● All SUP Seized (MT) ● SUP per raid (kg)

Month

SUP Seized		Raids		IEC		
Rank	ULB	All SUP Seized (MT)	All raids	All IEC		
1	Thanjavur	34.12	328	653		
2	Kumbakona m	26.21	148	141		
3	Pattukottai	4.38	54	62		
4	ThanjavurTP	0.39	1828	51		
5	Adiramapatti nam	0.61	29	40		

IEC

ULB

Last updated: CMA Friday, March 31, 2023
GCC (Blank)
DTP Friday, March 31, 2023



Cuddalore Zone



28.O/o. DEE, TNPCB, Cuddalore

Special Enforcement Raids

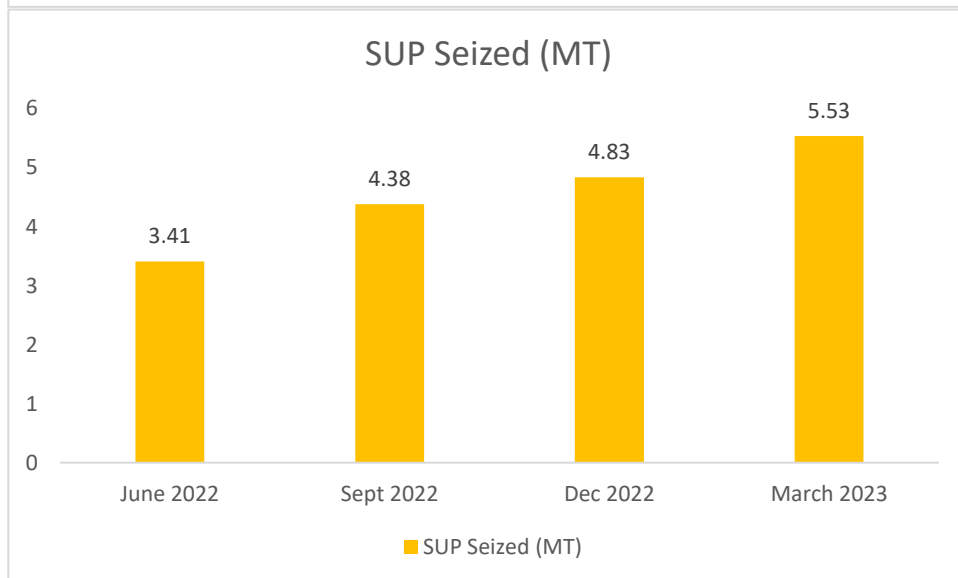
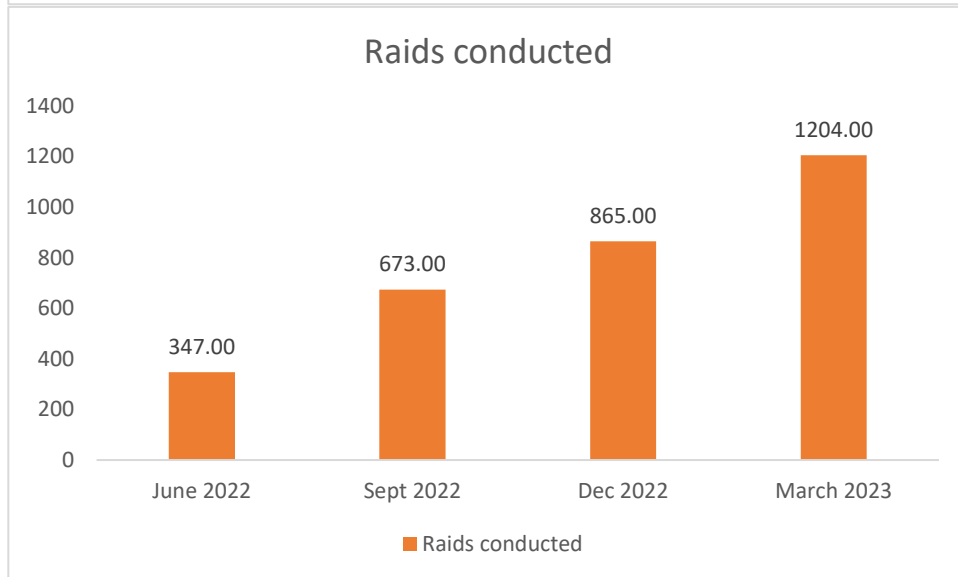
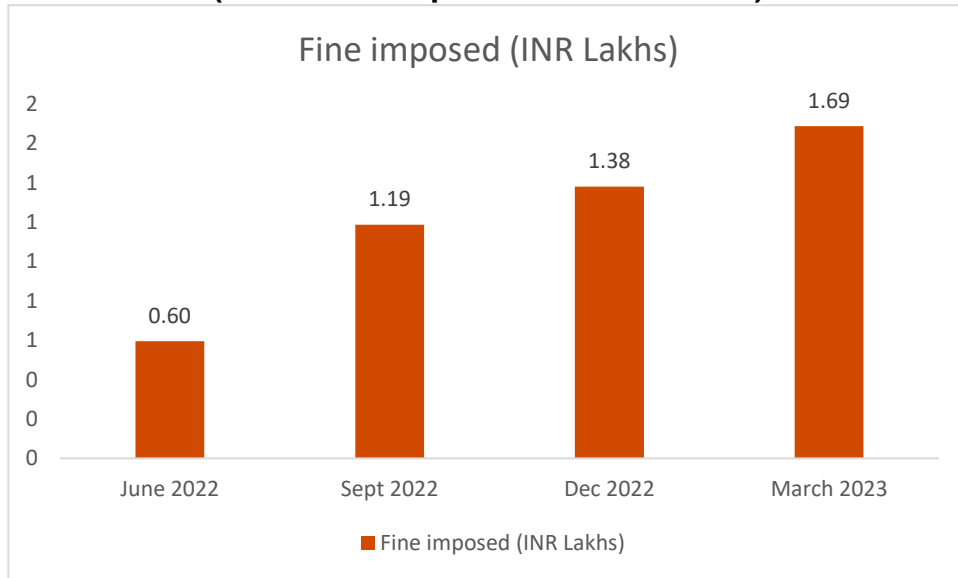


Enforcement raid at Fruit Sellers, Street vendors, Flower Shops and Commercial Shops along with Municipal Officials in Cuddalore District

Particulars					
Month	No. of Entities visited	No. of Violations Observed	No. of challan issued	Quantity of Plastic Seized in Kg	Amount of Fine collected in Rs.
Oct 2022	71	27	6	437	3000
Nov 2022	170	107	9	236	9500
Dec 2022	75	48	5	93	3000
March 2023	0	0	0	130	10000
April 2023	0	0	0	174	5900



Details on Cumulative Raids conducted, Plastic seized and fine collected by ULBs (Cuddalore April 2022- March 2023)





Dashboard

Tamil Nadu Single Use Plastic Ban Monitoring Dashboard

District
Cuddalore

Urban local body
All

Type (ULB)
All

4/1/2022

3/31/2023

State

GCC

Table

Cuddalore

1204

Raids

5.53

SUP Seized (MT)

1.69

Fine (INR Lakhs)

2532

IEC activities

4.59

SUP per raid

SUP seized (MT) vs Time

● All SUP Seized (MT) ● SUP per raid (kg)

Month

Month	All SUP Seized (MT)	SUP per raid (kg)
April	1.8	10
May	0.8	8
June	0.8	11
July	0.1	2
August	0.4	4
Sept.	0.4	3
October	0.0	0
Novem...	0.2	5
Decem...	0.2	3
January	0.2	2
February	0.2	3
March	0.3	3

Rank	ULB	All SUP Seized (MT)	All raids	All IEC
1	Virudhachalam	0.88	173	510
2	Panruti	0.27	181	351
3	Chidambaram	0.70	59	346
4	Vadalur	0.40	151	339
5	Nellikuppam	0.02	20	318
6	Cuddalore	3.10	254	293
7	CuddaloreTP	0.15	338	243
8	Tittakudi	0.02	28	132

IEC

ULB	IEC
Virudhachalam	510
Panruti	351
Chidambaram	346
Vadalur	339
Nellikuppam	318
Cuddalore	293
CuddaloreTP	243
Tittakudi	132

Last updated: CMA Friday, March 31, 2023 GCC (Blank) DTP Friday, March 31, 2023



29.O/o. DEE, TNPCB, Nagapattinam

Special Enforcement Raids



Enforcement raid at Fruit Sellers, Street vendors, Flower Shops and Commercial Shops along with Municipal Officials in Nagapattinam District

Particulars					
Month	No. of Entities visited	No. of Violations Observed	No. of challan issued	Quantity of Plastic Seized in Kg	Amount of Fine collected in Rs.
Oct 2022	379	179	106	2376	53000
Nov 2022				20	6200
Dec 2022	229	117	117	3918.5	236500
March 2023	25	0	0	565	13500
April 2023	0	0	0	5038	4000



Photos of activities



Distribution of Manjappais to the guests and farmers at National traditional paddy introduction conference on 18.03.2023



Awareness program regarding banned SUPs along with Govt school children in Mayiladuthurai on 15.02.2023



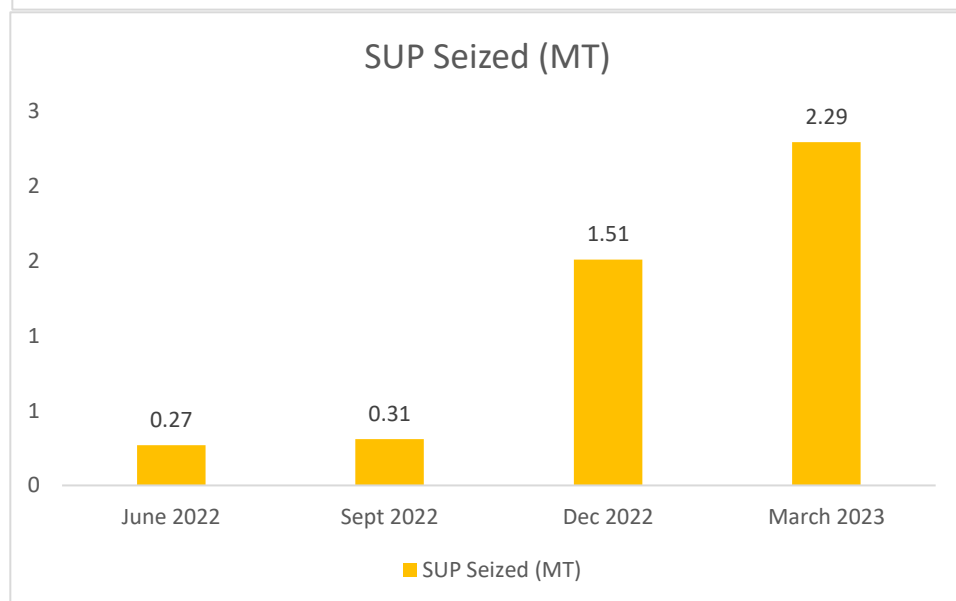
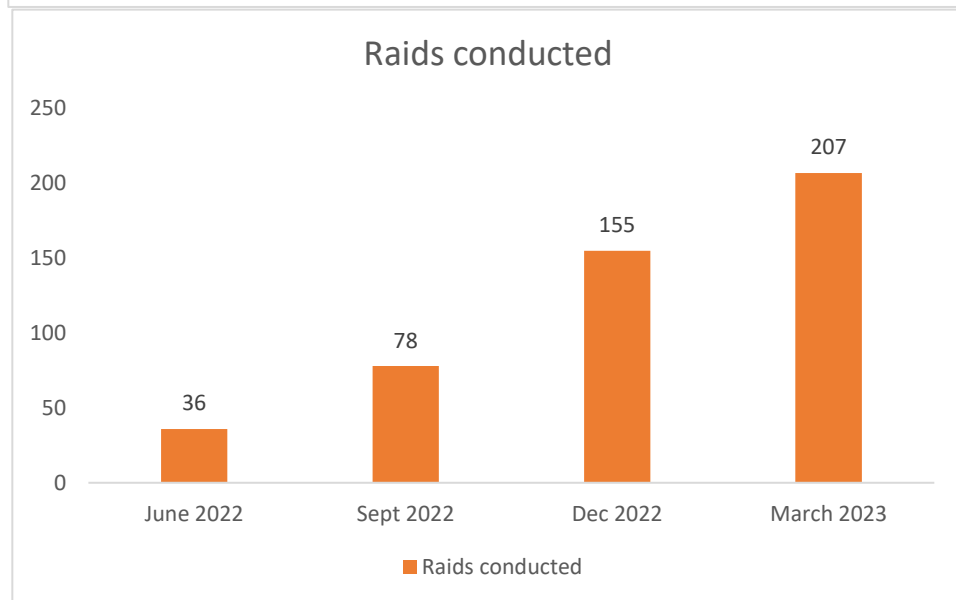
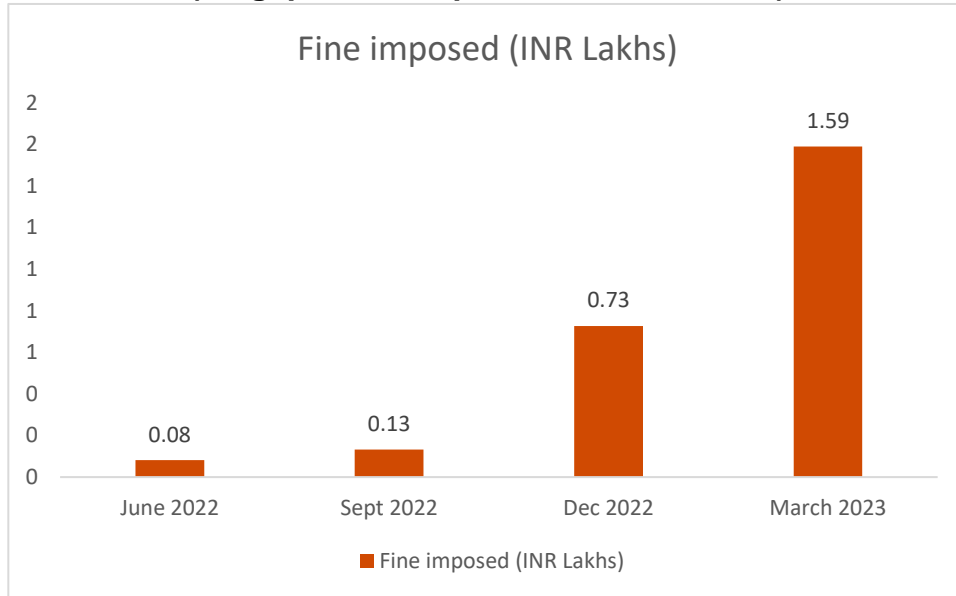
Awareness program regarding banned SUPs along with Govt school children in Mayiladuthurai on 15.02.2023



Awareness program regarding banned SUPs along with Govt school children in Mayiladuthurai on 15.02.2023

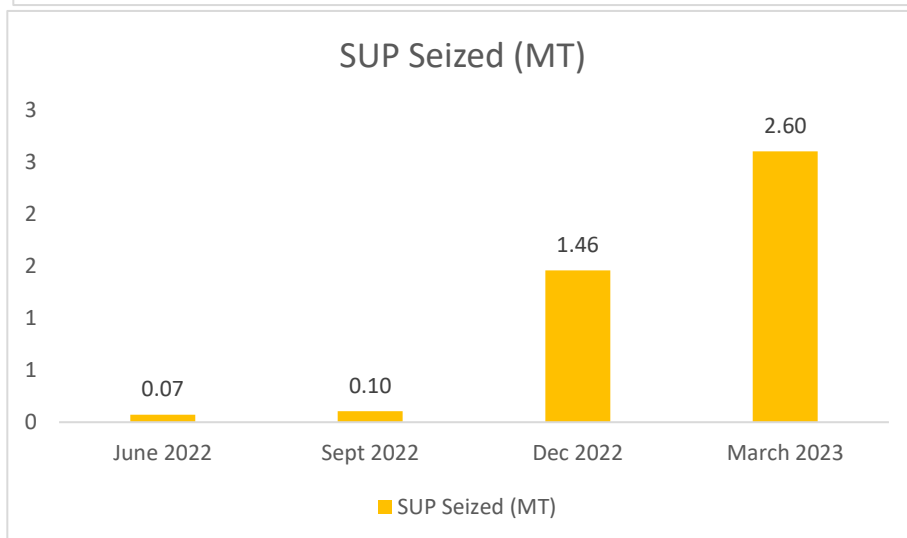
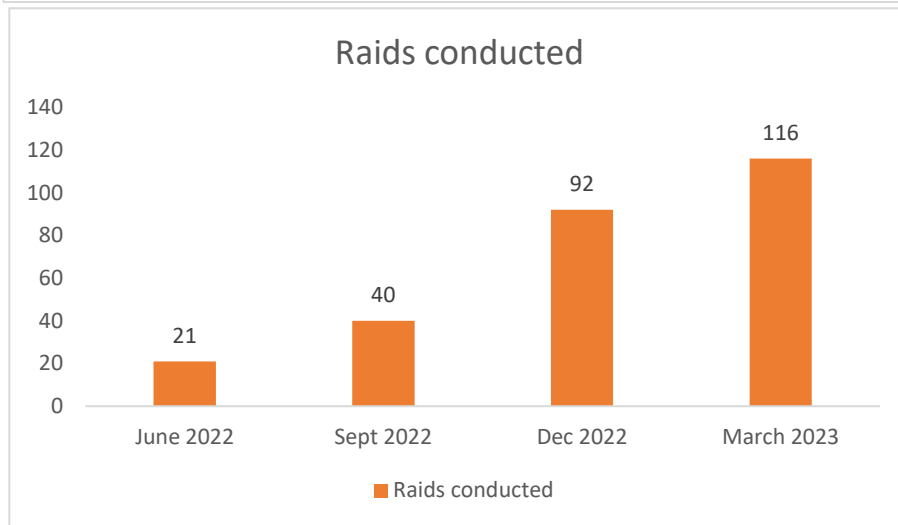
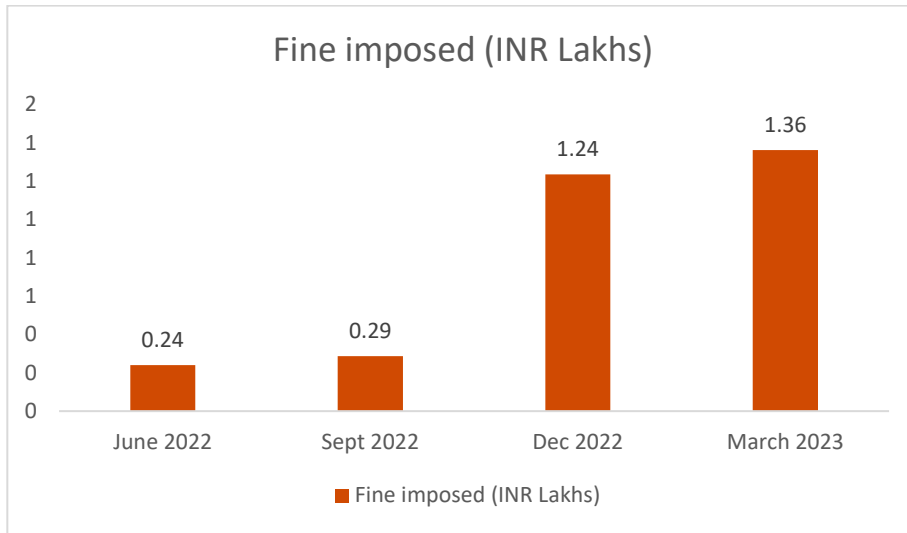


Details on Cumulative Raids conducted, Plastic seized and fine collected by ULBs (Nagapattinam April 2022- March 2023)



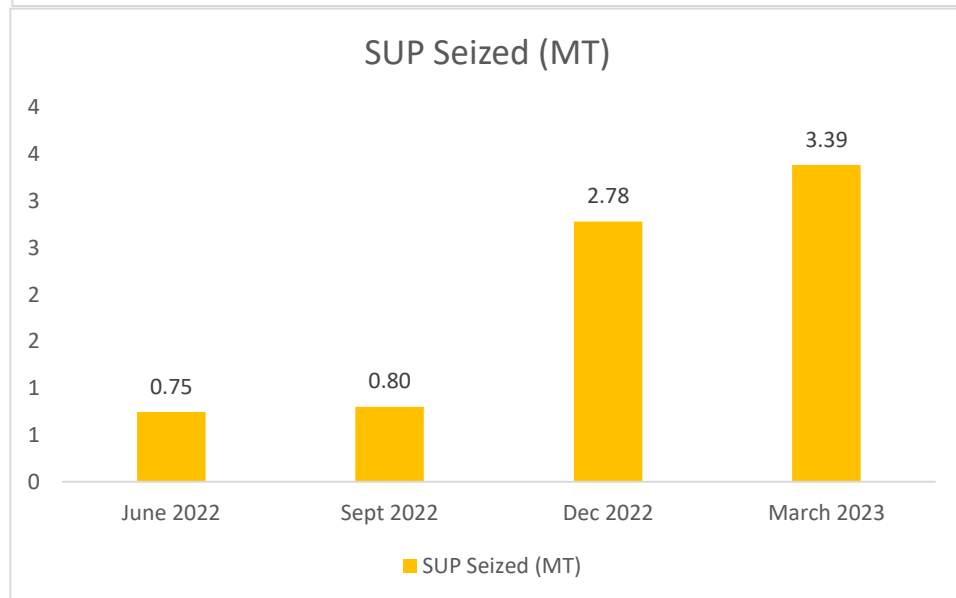
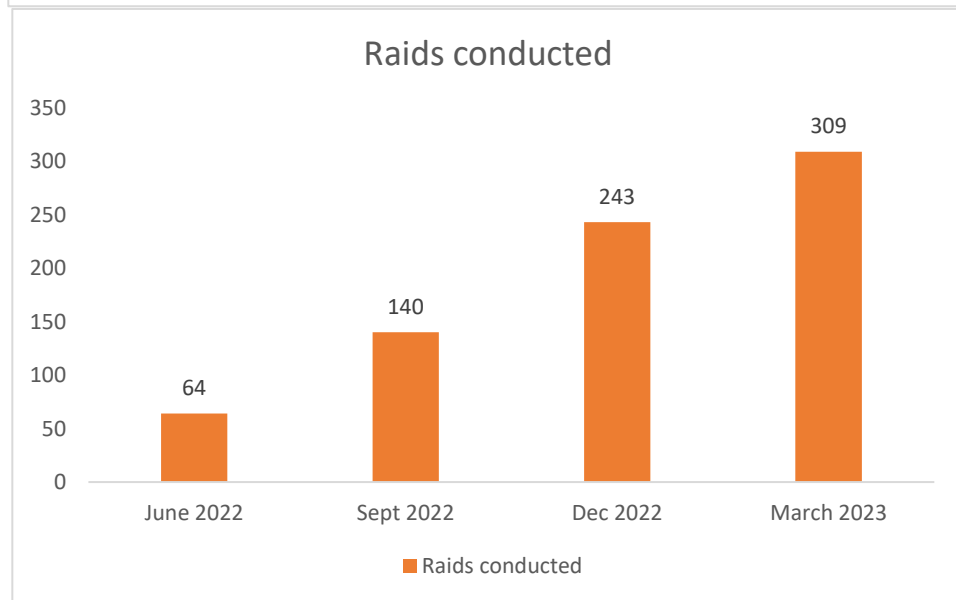
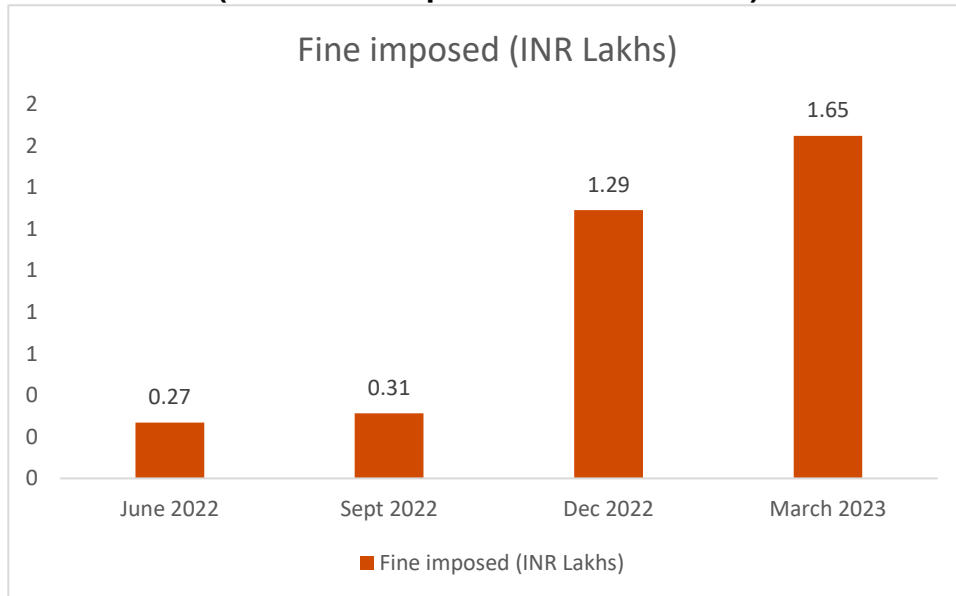


Details on Cumulative raids conducted, Plastic seized and fine collected by ULBs (Mayiladuthurai April 2022- March 2023)



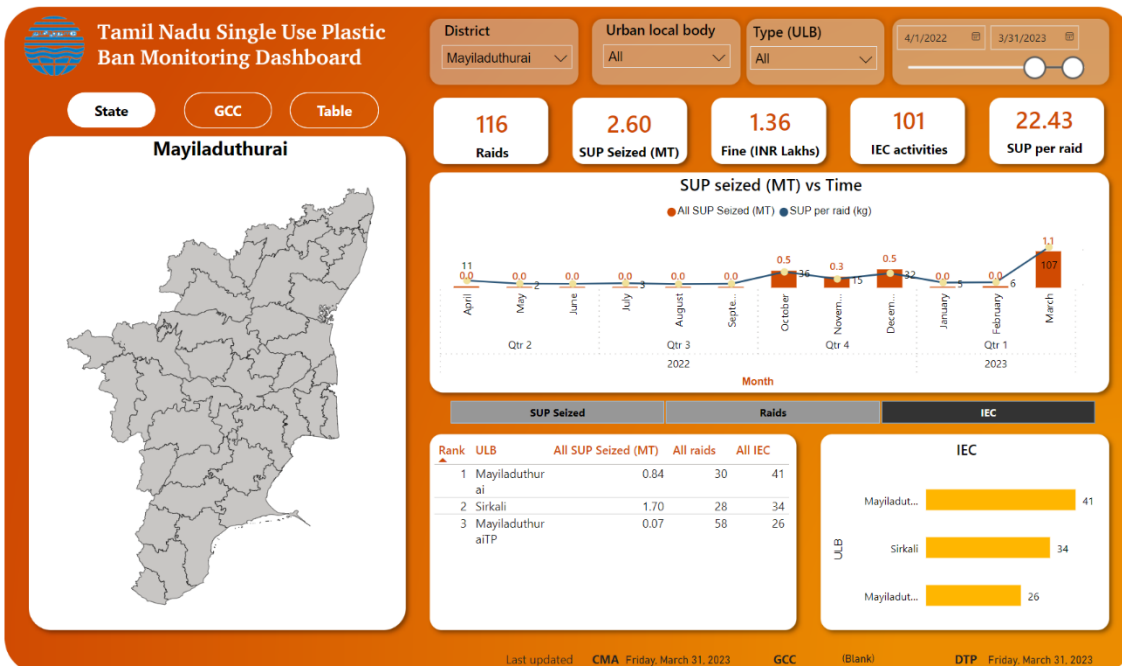


Details on Cumulative Raids conducted, Plastic seized and fine collected by ULBs (Tiruvarur April 2022- March 2023)





Dashboards

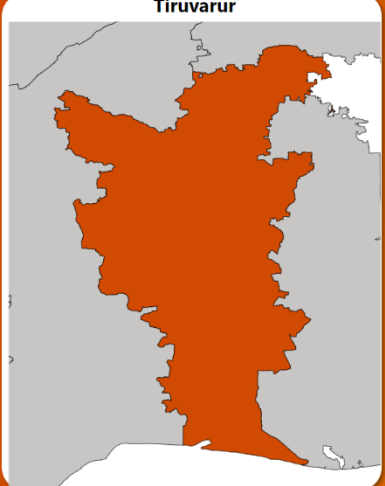




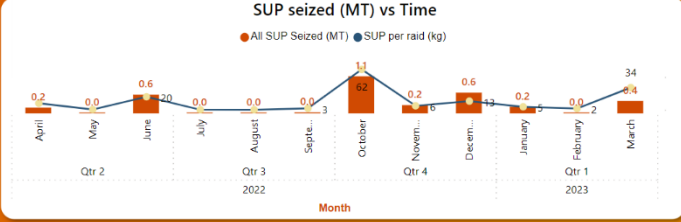
Tamil Nadu Single Use Plastic Ban Monitoring Dashboard

District: Tiruvavur |
 Urban local body: All |
 Type (ULB): All |
 Date Range: 4/1/2022 to 3/31/2023

State |
GCC |
Table

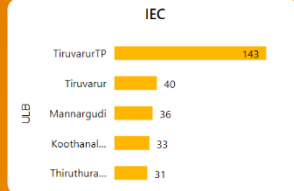


309 Raids |
3.39 SUP Seized (MT) |
1.65 Fine (INR Lakhs) |
283 IEC activities |
10.96 SUP per raid



SUP Seized |
Raids |
IEC

Rank	ULB	All SUP Seized (MT)	All raids	All IEC
1	TiruvavurTP	0.11	198	143
2	Tiruvavur	0.49	31	40
3	Mannargudi	0.78	33	36
4	Kootherallur	0.53	23	33
5	Thiruthurai	1.48	24	31





Madurai Zone



30.O/o. DEE, TNPCB, Madurai

Special Enforcement Raids

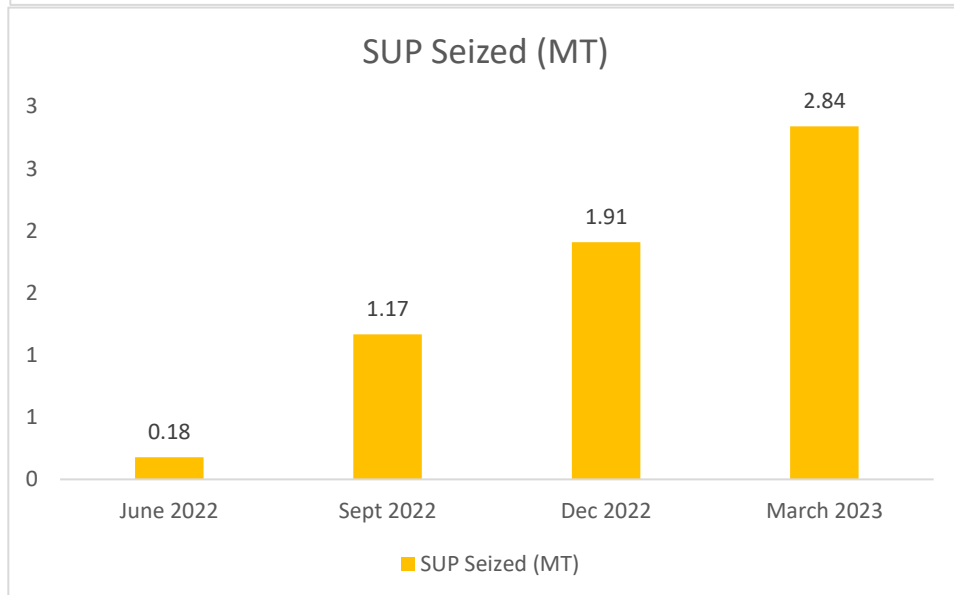
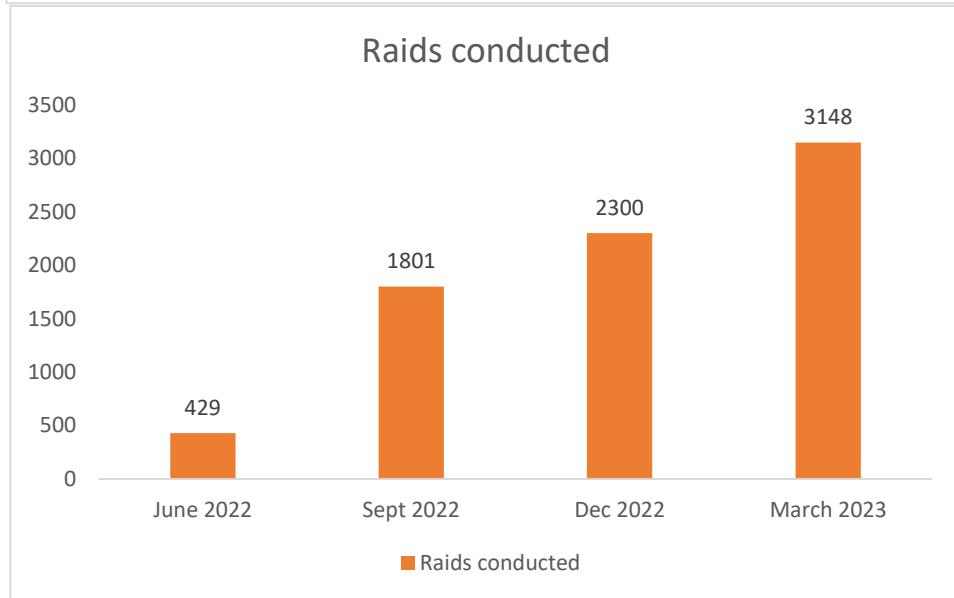
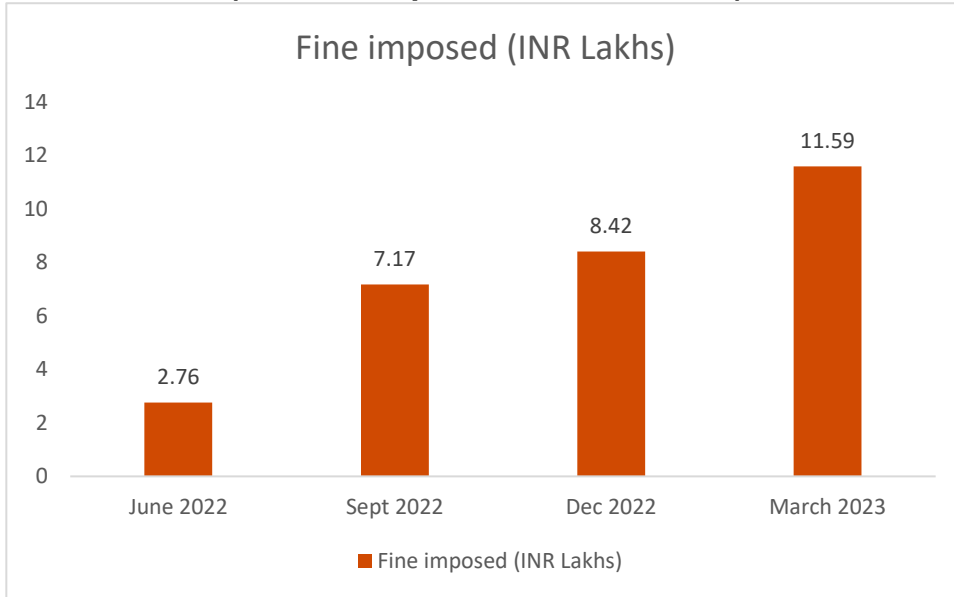


Enforcement raid at Fruit Sellers, Street vendors, Flower Shops and Commercial Shops along with Municipal Officials in Madurai District

Particulars					
Month	No. of Entities visited	No. of Violations Observed	No. of challan issued	Quantity of Plastic Seized in Kg	Amount of Fine collected in Rs.
Oct 2022	122	60	41	94.25	20900
Nov 2022	303	28	27	103	23800
Dec 2022	32	5	5	28	31000
March 2023	414	0	0	124	39500
April 2023	208	5	5	201	22300



Details on Cumulative Raids conducted, Plastic seized and fine collected by ULBs (Madurai April 2022- March 2023)





Dashboard

Tamil Nadu Single Use Plastic Ban Monitoring Dashboard

District
Madurai

Urban local body
All

Type (ULB)
All

4/1/2022

3/31/2023

State

GCC

Table

Madurai

3148
Raids

2.84
SUP Seized (MT)

11.59
Fine (INR Lakhs)

3149
IEC activities

0.90
SUP per raid

SUP seized (MT) vs Time

● All SUP Seized (MT) ● SUP per raid (kg)

Month	All SUP Seized (MT)	SUP per raid (kg)
April	0.04	0.7
May	0.08	0.3
June	0.05	0.5
July	0.21	0.5
August	0.14	0.3
September	1.4	0.64
October	0.20	0.9
November	0.21	1.3
December	0.32	2.7
January	0.36	1.6
February	0.15	0.5
March	0.42	1.5

Rank	ULB	All SUP Seized (MT)	All raids	All IEC
1	Madurai	0.92	2719	2638
2	MaduraiTP	0.00	126	188
3	Melur	0.86	124	129
4	Tirumangalam	0.85	104	114
5	Usilampatti	0.20	75	80

IEC

ULB	IEC
Madurai	2.6K
MaduraiTP	0.2K
Melur	0.1K
Tirumangalam	0.1K
Usilampatti	0.1K

Last updated CMA Friday, March 31, 2023
GCC (Blank)
DTP Friday, March 31, 2023



31. O/o. DEE, TNPCB, Dindigul

Special Enforcement Raids



Enforcement raid at Fruit Sellers, Street vendors, Flower Shops and Commercial Shops along with Municipal Officials in Dindigul District

Particulars					
Month	No. of Entities visited	No. of Violations Observed	No. of challan issued	Quantity of Plastic Seized in Kg	Amount of Fine collected in Rs.
Oct 2022	636	53	65	740	27400
Nov 2022	217	34	35	579	22600
Dec 2022	329	62	37	292	57600
March 2023	437	49	48	1301	12000
April 2023	450	121	73	1162.5	50200



Photos of activities



Awareness rally at Palani temple on 18.4.2023



Mass cleaning of plastics waste at Mullipadi Panchayat, Dindigul



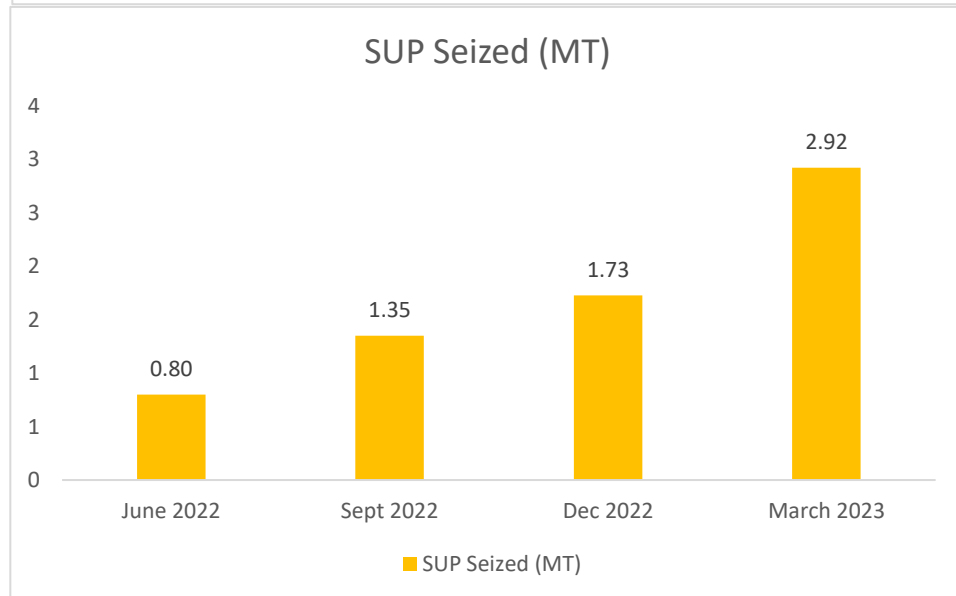
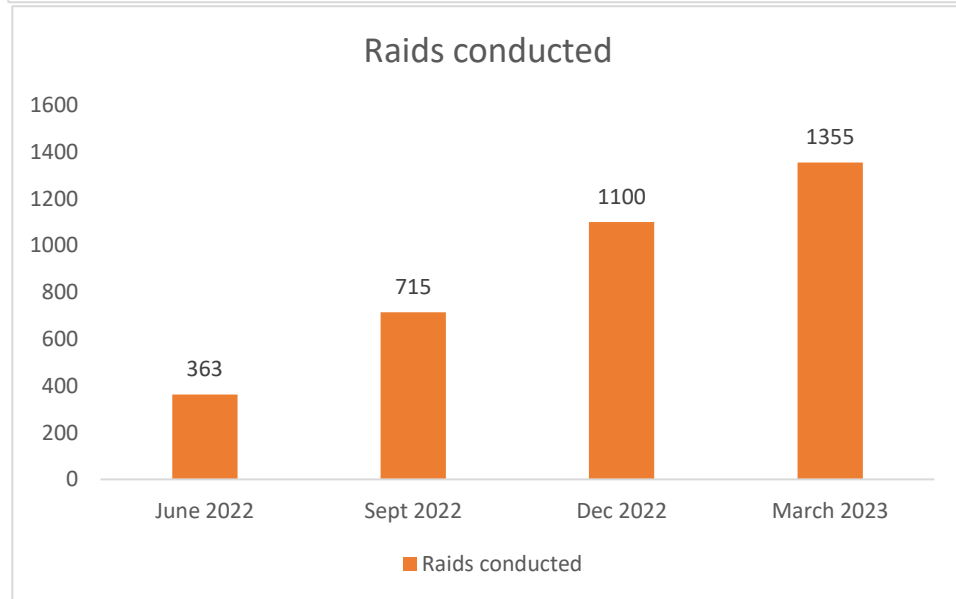
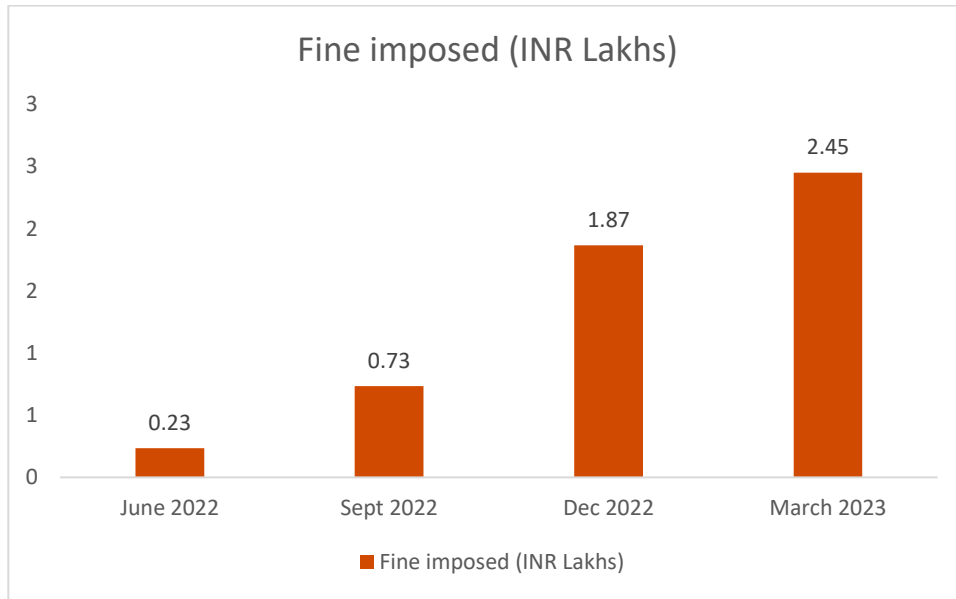
Awareness rally at Palani temple on 18.4.2023



Mass cleaning of plastics waste at Mullipadi Panchayat, Dindigul



Details on Cumulative Raids conducted, Plastic seized and fine collected by ULBs (Dindigul April 2022- March 2023)





Dashboard

Tamil Nadu Single Use Plastic Ban Monitoring Dashboard

District
Dindigul

Urban local body
All

Type (ULB)
All

4/1/2022

3/31/2023

State

Dindigul

1355
Raids

0.61
SUP Seized (MT)

2.45
Fine (INR Lakhs)

221
IEC activities

0.45
SUP per raid

SUP seized (MT) vs Time

● All SUP Seized (MT) ● SUP per raid (kg)

Month	All SUP Seized (MT)	SUP per raid (kg)
April 2022	0.58	21
May	0.11	
June	0.12	
July	0.30	
August	0.15	
September	0.10	
October	0.07	
November	0.12	
December	0.18	
January	0.37	
February	0.12	
March 2023	0.70	9

SUP Seized		Raids		IEC		
Rank	ULB	All SUP Seized (MT)	All raids	All IEC		
1	DindigulTP	0.14	857	578		
2	Dindigul	1.78	191	320		
3	Palani	0.58	126	216		
4	Kodaikanal	0.24	84	152		
5	Oddanchatram	0.19	97	134		

IEC

Last updated: CMA Friday, March 31, 2023 GCC (Blank) DTP Friday, March 31, 2023



32. O/o. DEE, TNPCB, Ramanathapuram

Special Enforcement Raids

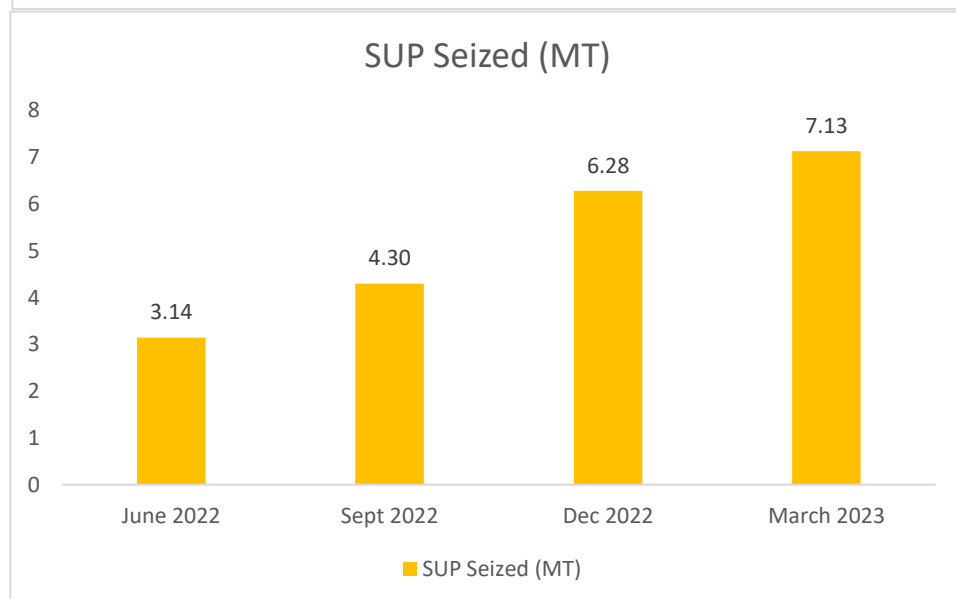
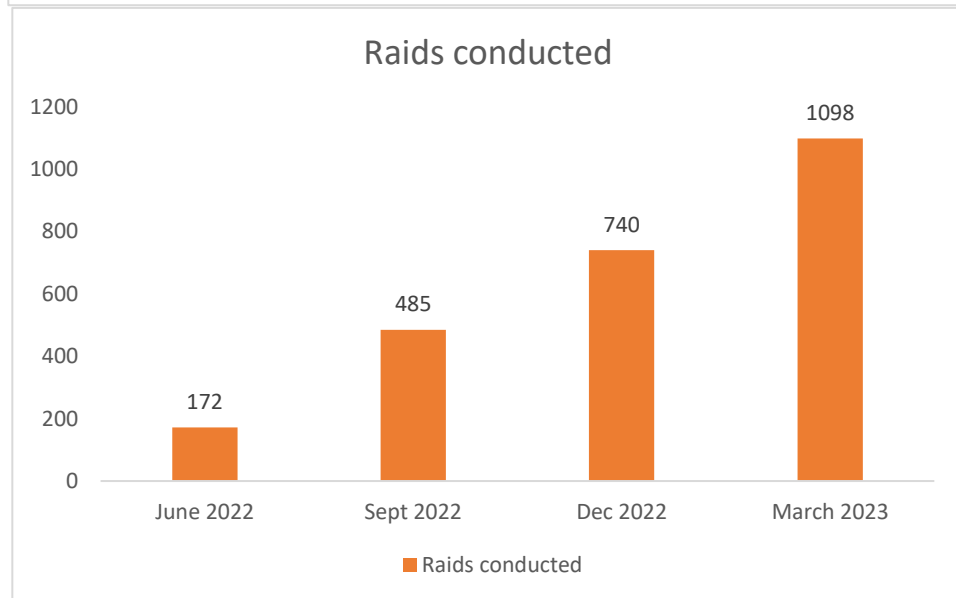
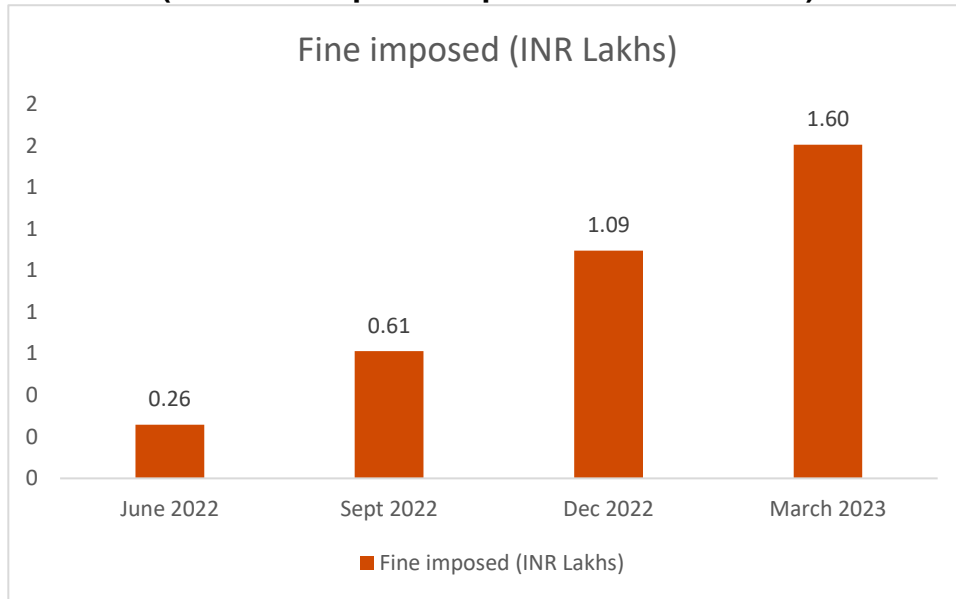


Enforcement raid at Fruit Sellers, Street vendors, Flower Shops and Commercial Shops along with Municipal Officials in Ramanathapuram District

Particulars					
Month	No. of Entities visited	No. of Violations Observed	No. of challan issued	Quantity of Plastic Seized in Kg	Amount of Fine collected in Rs.
Oct 2022				336.4	13200
Nov 2022				688.5	34200
Dec 2022	319	67	67	178	16600
March 2023	0	0	0	123	10100
April 2023					



Details on Cumulative raids conducted, Plastic seized and fine collected by ULBs (Ramanathapuram April 2022- March 2023)





Dashboard

Tamil Nadu Single Use Plastic Ban Monitoring Dashboard

District

Ramanathapur...

Urban local body

All

Type (ULB)

All

4/1/2022

3/31/2023

1098

Raids

7.13

SUP Seized (MT)

1.60

Fine (INR Lakhs)

789

IEC activities

6.50

SUP per raid

SUP seized (MT) vs Time

● All SUP Seized (MT) ● SUP per raid (kg)

Month

SUP Seized

Rank	ULB	All SUP Seized (MT)	All raids	All IEC
1	Ramanathapuram	0.92	197	229
2	Paramakudi	3.12	224	198
3	Rameswaram	1.94	85	109
4	Manamadurai	0.52	178	104
5	Keelakarai	0.64	287	94
6	RamanathapuramTP	0.00	127	55

Raids

IEC

Last updated **CMA** Friday, March 31, 2023 **GCC** (Blank) **DTP** Friday, March 31, 2023



33. O/o. DEE, TNPCB, Sivagangai

Special Enforcement Raids

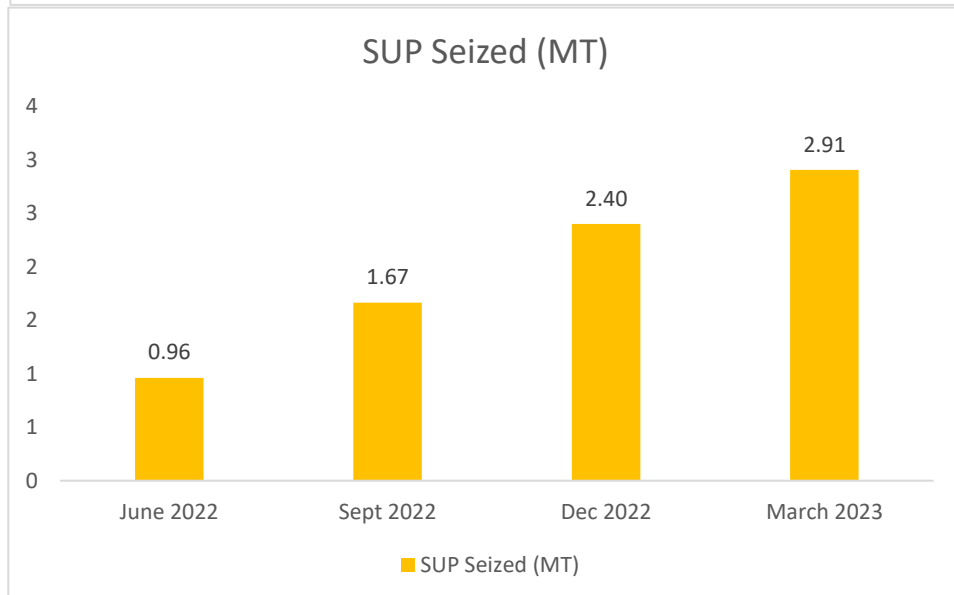
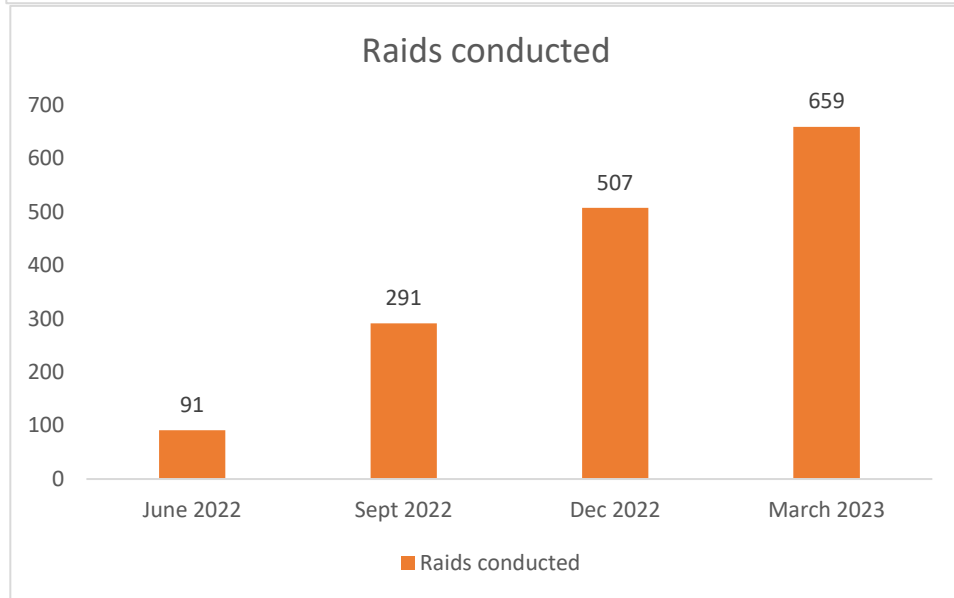
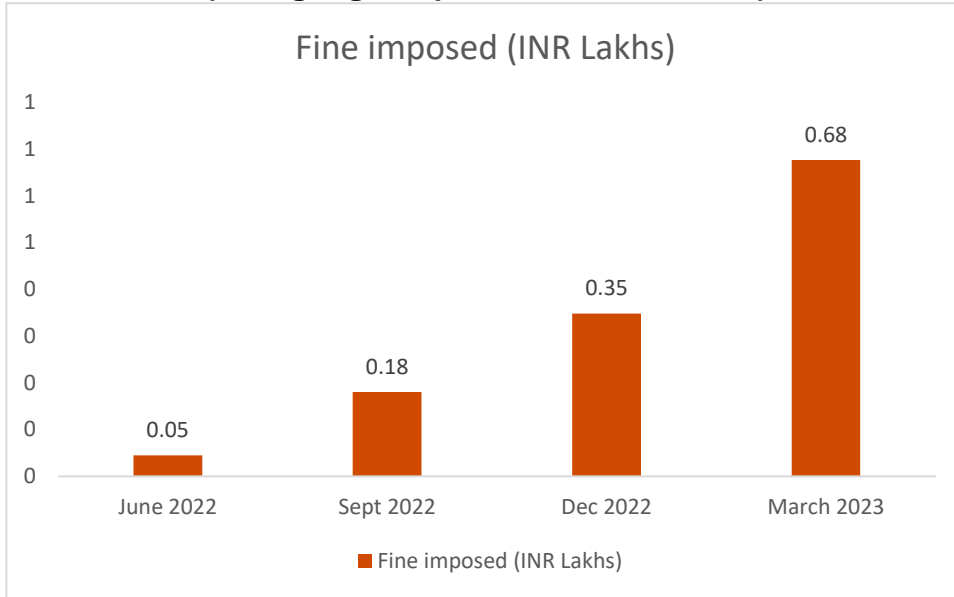


Enforcement raid at Fruit Sellers, Street vendors, Flower Shops and Commercial Shops along with Municipal Officials in Sivagangai District

Particulars					
Month	No. of Entities visited	No. of Violations Observed	No. of challan issued	Quantity of Plastic Seized in Kg	Amount of Fine collected in Rs.
Oct 2022	42	7	7	12	10000
Nov 2022	-	-	-	940	9000
Dec 2022	258	55	27	20.9	3600
March 2023	329	15	12	99.5	3900
April 2023					




Details on Cumulative Raids conducted, Plastic seized and fine collected by ULBs (Sivagangai April 2022- March 2023)





Dashboard



Tamil Nadu Single Use Plastic Ban Monitoring Dashboard

District
Sivagangai

Urban local body
All

Type (ULB)
All

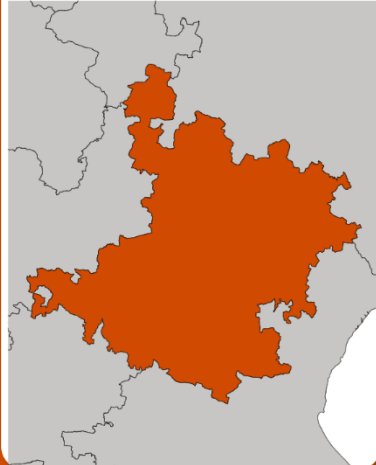
4/1/2022 - 3/31/2023

State

GCC

Table

Sivagangai



659
Raids

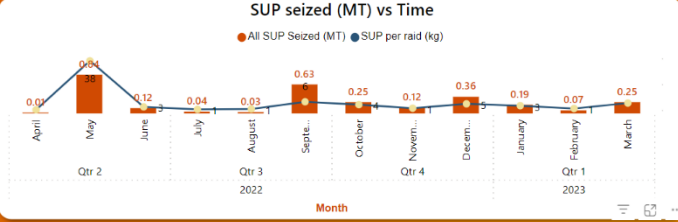
2.91
SUP Seized (MT)

0.68
Fine (INR Lakhs)

564
IEC activities

4.41
SUP per raid

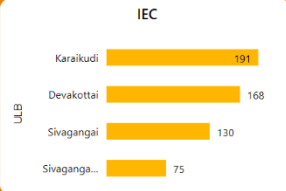
SUP seized (MT) vs Time



SUP Seized

Rank	ULB	All SUP Seized (MT)	All raids	All IEC
1	Karaikudi	0.35	123	191
2	Devakottai	1.32	219	168
3	Sivagangai	1.24	100	130
4	SivagangaiTP	0.00	217	75

IEC



Last updated: CMA Friday, March 31, 2023
GCC
(Blank)
DTP Friday, March 31, 2023



34. O/o. DEE, TNPCB, Theni

Special Enforcement Raids



Enforcement raid at Fruit Sellers, Street vendors, Flower Shops and Commercial Shops along with Municipal Officials in Theni District

Particulars					
Month	No. of Entities visited	No. of Violations Observed	No. of challan issued	Quantity of Plastic Seized in Kg	Amount of Fine collected in Rs.
Oct 2022	235	21	15	23.55	2900
Nov 2022	490	78	72	475.12	38900
Dec 2022	526	98	87	217.25	50650
March 2023	288	24	24	228.7	21000
April 2023	180	43	34	178.5	20000



Photos of activities



Meendum Manjappai awareness rally in Theni on 07.02.2023



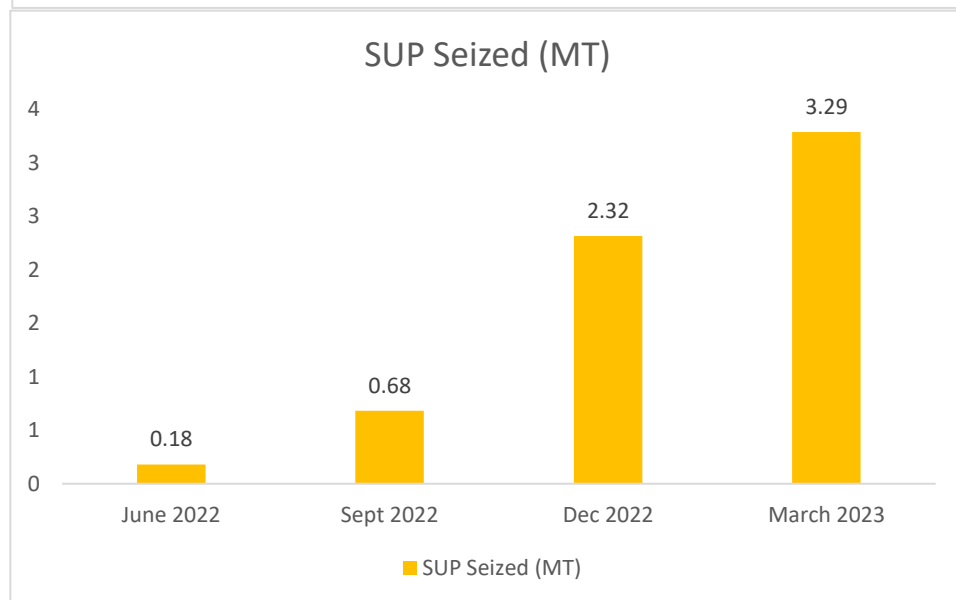
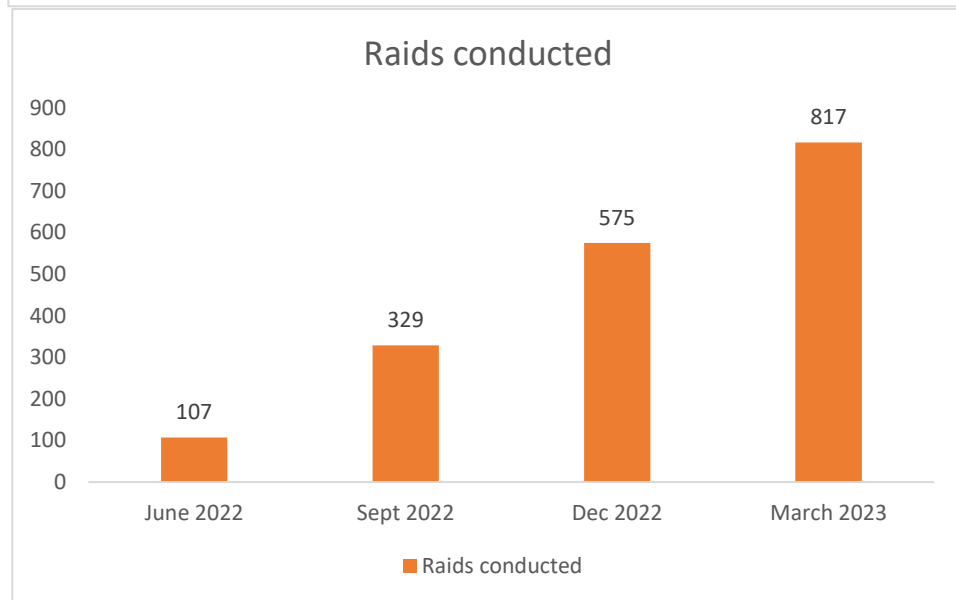
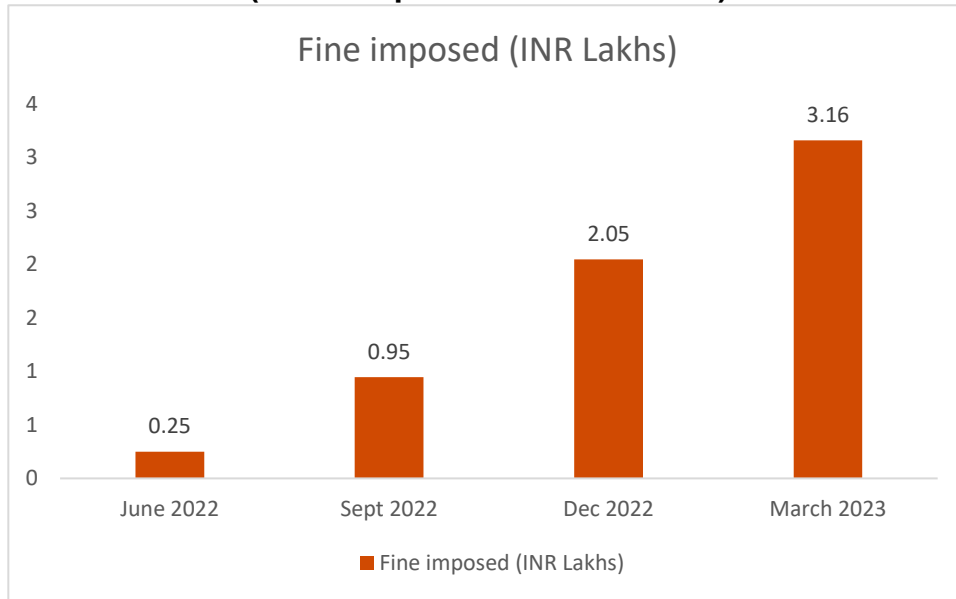
Meendum Manjappai awareness rally in Theni on 07.02.2023



Participation of the elected members of municipalities in the meeting
Meendum Manjappai awareness rally in Theni on 07.02.2023



Details on Cumulative Raids conducted, Plastic seized and fine collected by ULBs (Theni April 2022- March 2023)





Dashboard

Tamil Nadu Single Use Plastic Ban Monitoring Dashboard

District
Theni

Urban local body
All

Type (ULB)
All

4/1/2022

3/31/2023

State

Theni

817

Raids

3.29

SUP Seized (MT)

3.16

Fine (INR Lakhs)

923

IEC activities

4.03

SUP per raid

SUP seized (MT) vs Time

● All SUP Seized (MT) ● SUP per raid (kg)

Month	All SUP Seized (MT)	SUP per raid (kg)
April 2022	1.3	0.09
May 2022	0.01	0.01
June 2022	3.0	0.12
July 2022	3.0	0.22
August 2022	2.1	0.14
September 2022	0.14	0.14
October 2022	3.1	0.20
November 2022	8.5	0.91
December 2022	7.4	0.55
January 2023	3.2	0.32
February 2023	2.8	0.29
March 2023	6.8	0.44

Rank	ULB	All SUP Seized (MT)	All Raids	All IEC
1	Gudalur	0.29	133	178
2	Theni	0.94	123	161
3	Chinnamanur	0.28	101	127
4	Periyakulam	0.30	71	125
5	TheniTP	0.14	186	124
6	Cumbum	0.83	114	107
7	Bodinayakanur	0.50	89	101

IEC

ULB	IEC
Gudalur	178
Theni Allin...	161
Chinnama...	127
Periyakulam	125
TheniTP	124
Cumbum	107
Bodinayak...	101

Last updated: CMA Friday, March 31, 2023 GCC (Blank) DTP Friday, March 31, 2023



Tirunelveli Zone



35.O/o. DEE, TNPCB, Tirunelveli

Special Enforcement Raids

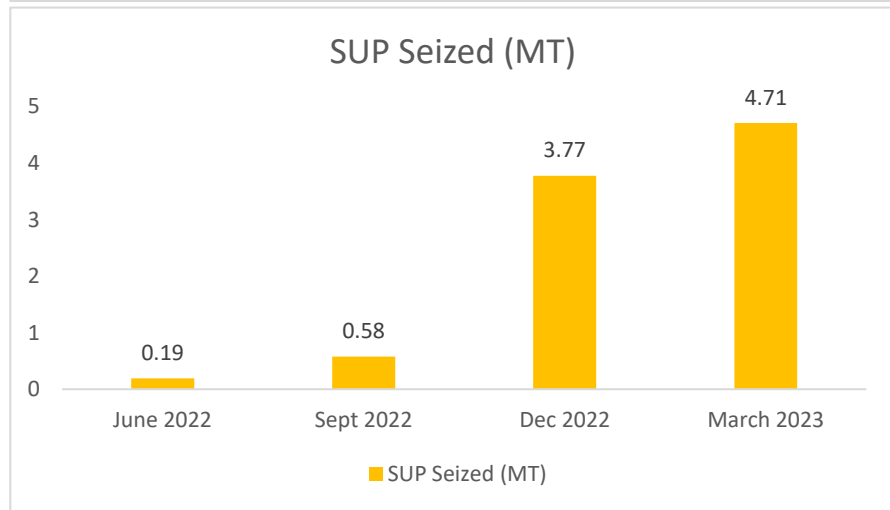
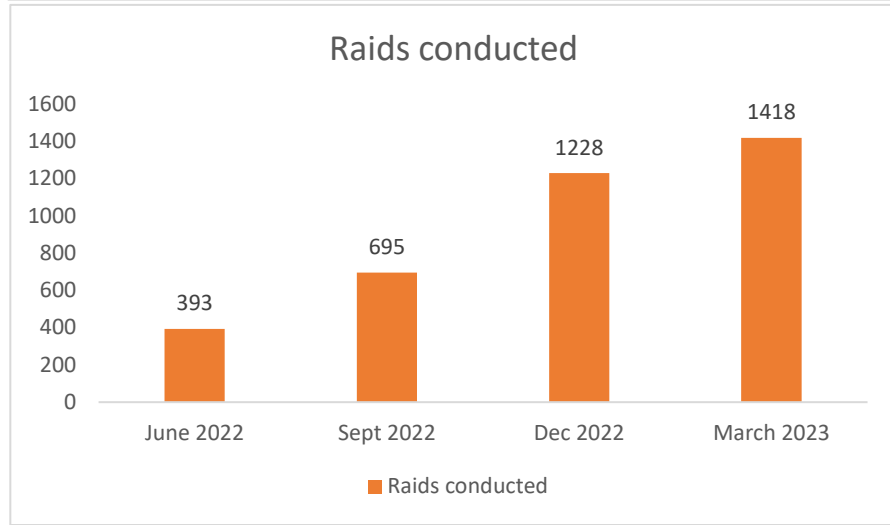
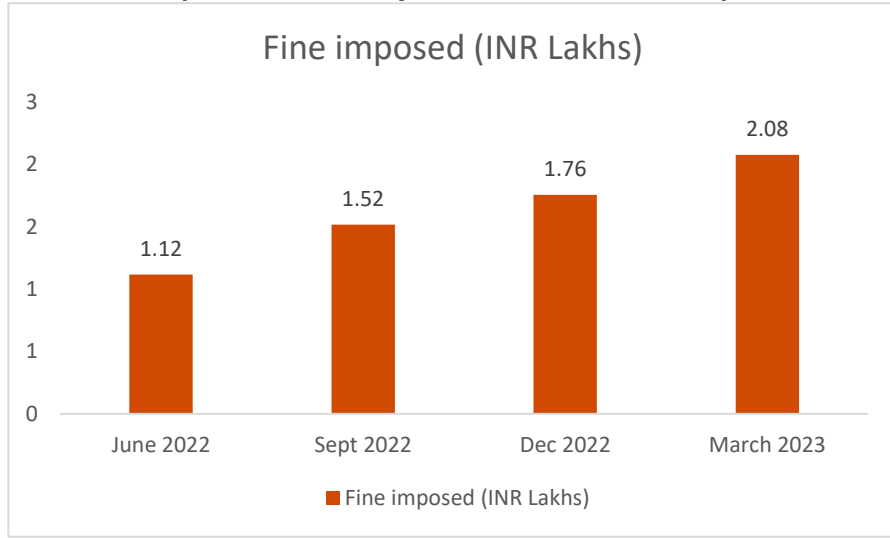


Enforcement raid at Fruit Sellers, Street vendors, Flower Shops and Commercial Shops along with Municipal Officials in Tirunelveli District

Particulars					
Month	No. of Entities visited	No. of Violations Observed	No. of challan issued	Quantity of Plastic Seized in Kg	Amount of Fine collected in Rs.
Oct 2022	-	-	-	-	-
Nov 2022	613	51	39	153.19	23500
Dec 2022	266	46	47	224.3	14900
March 2023	578	80	73	955	43700
April 2023	463	114	80	202	20300

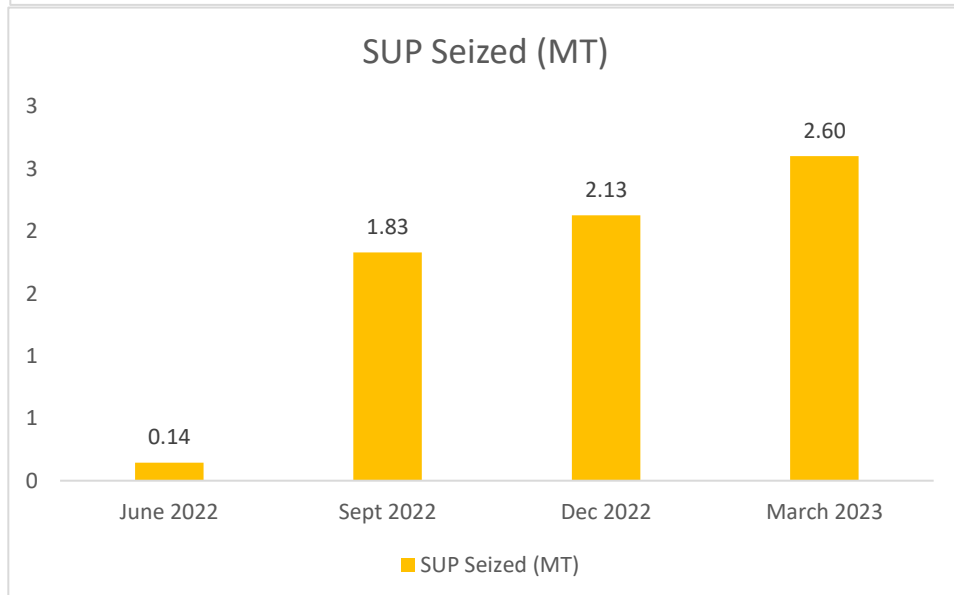
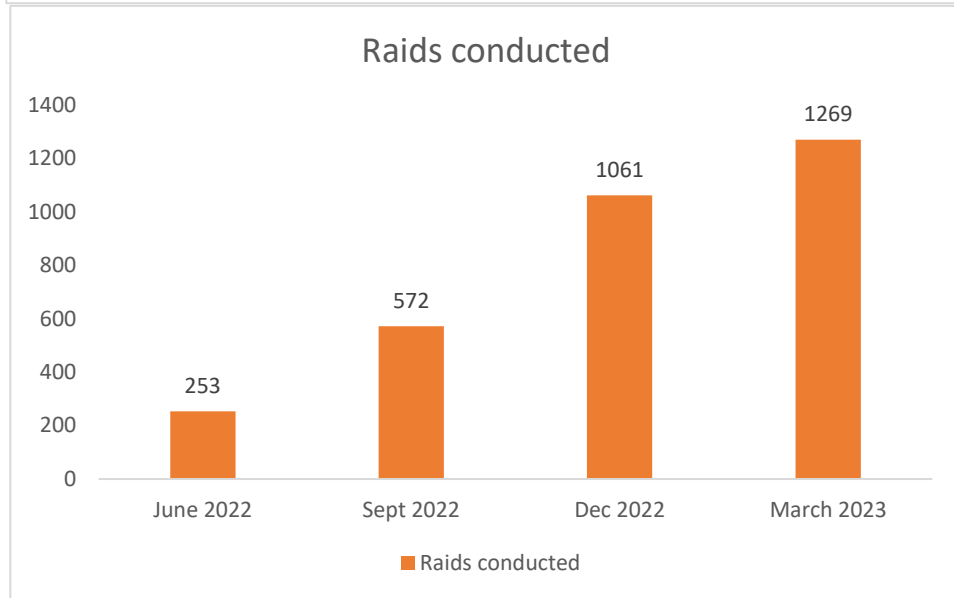
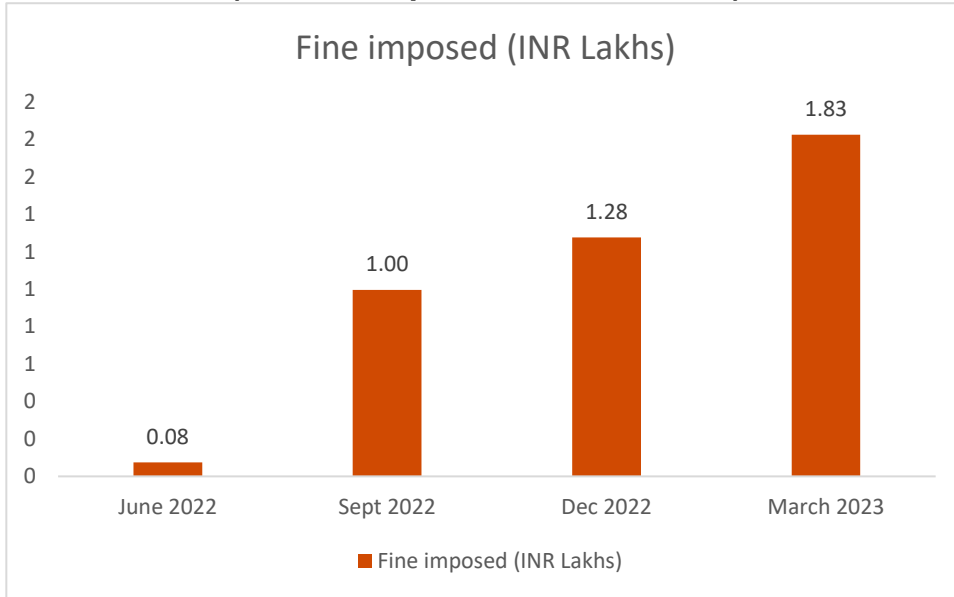


Details on Cumulative Raids conducted, Plastic seized and fine collected by ULBs (Tirunelveli April 2022- March 2023)



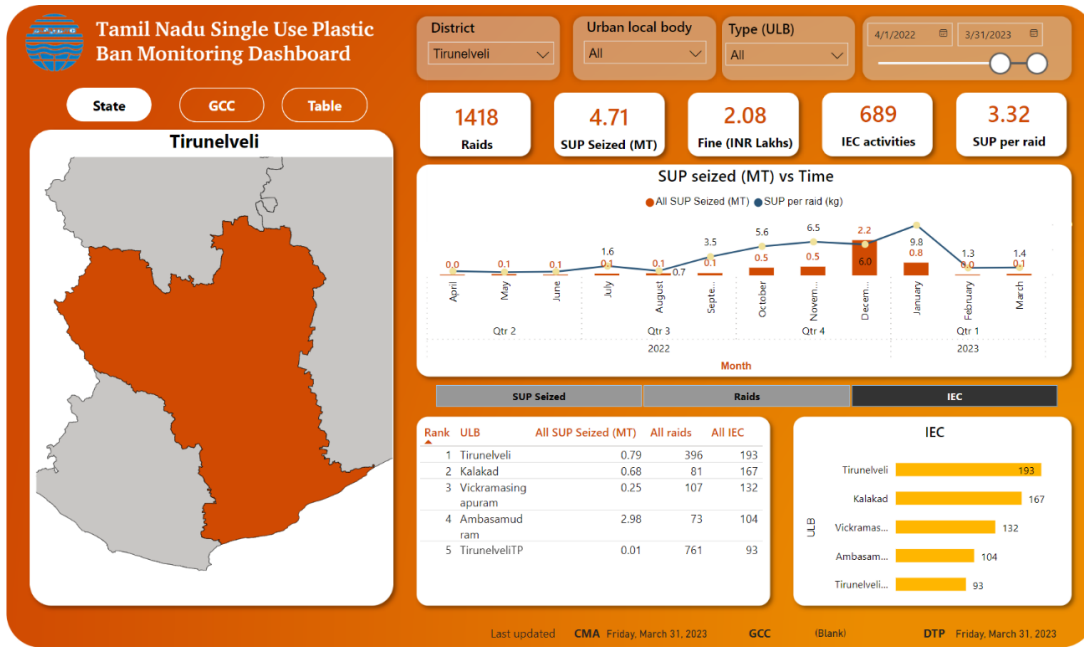


Details on Cumulative Raids conducted, Plastic seized and fine collected by ULBs (Tenkasi April 2022- March 2023)





Dashboard





36. O/o. DEE, TNPCB, Nagercoil

Special Enforcement Raids

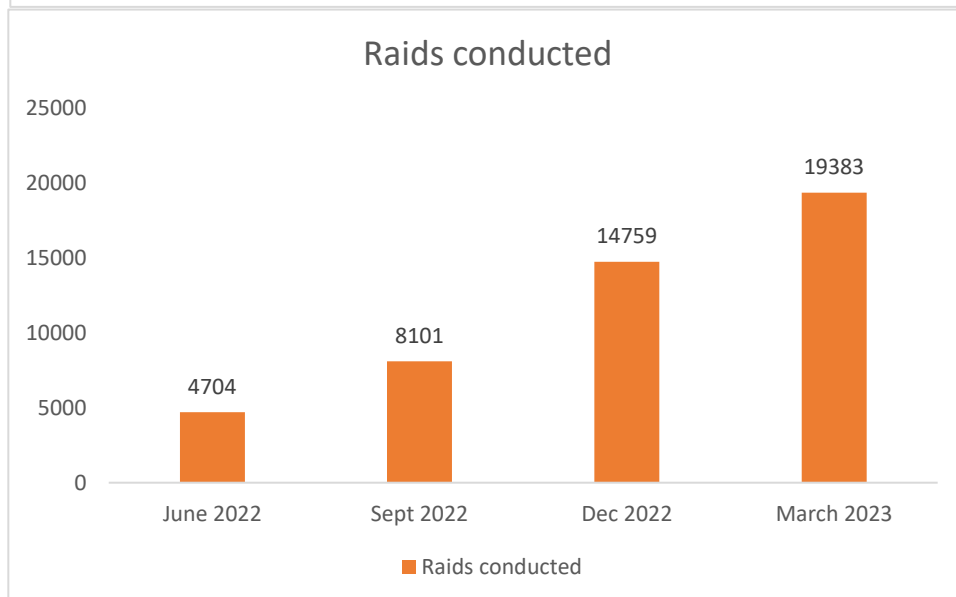
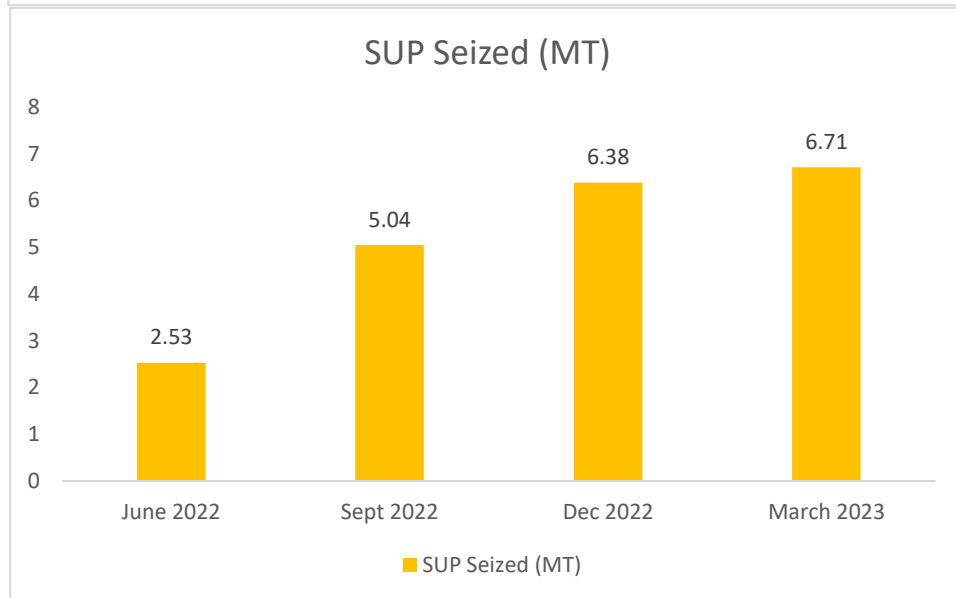
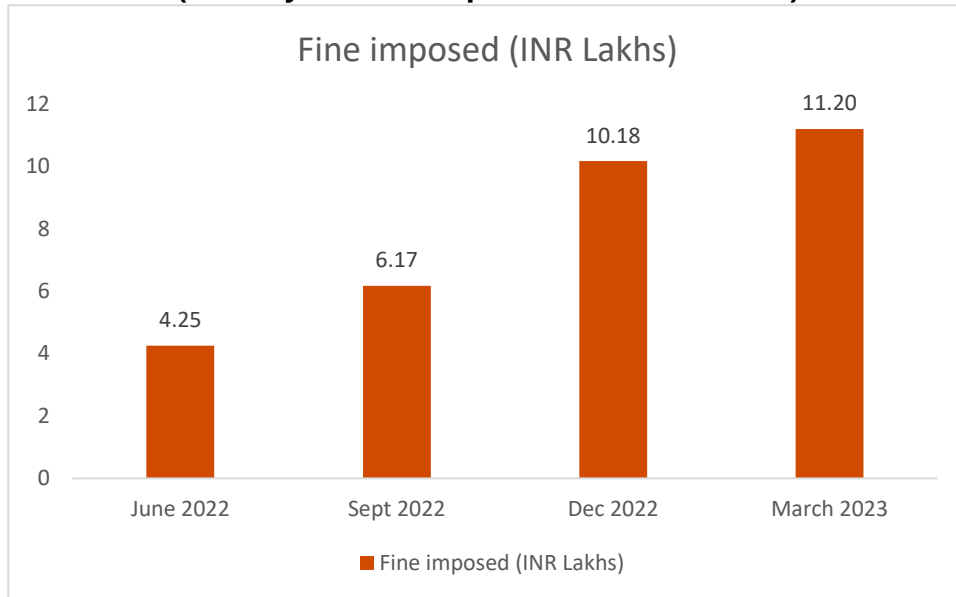


Enforcement raid at Fruit Sellers, Street vendors, Flower Shops and Commercial Shops along with Municipal Officials in Nagercoil District

Particulars					
Month	No. of Entities visited	No. of Violations Observed	No. of challan issued	Quantity of Plastic Seized in Kg	Amount of Fine collected in Rs.
Oct 2022	-	-	-	-	-
Nov 2022	102	16	16	88	74500
Dec 2022	17	0	0	0	0
March 2023	227	30	31	75.7	42400
April 2023	177	17	23	43.05	17200



Details on Cumulative raids conducted, Plastic seized and fine collected by ULBs (Kanniyakumari April 2022- March 2023)





Dashboard

Tamil Nadu Single Use Plastic Ban Monitoring Dashboard

District
Kanniyakumari

Urban local body
All

Type (ULB)
All

4/1/2022

3/31/2023

State

GCC

Table

19383

Raids

6.71

SUP Seized (MT)

11.20

Fine (INR Lakhs)

1086

IEC activities

0.35

SUP per raid

Kanniyakumari

SUP seized (MT) vs Time

● All SUP Seized (MT) ● SUP per raid (kg)

Month	All SUP Seized (MT)	SUP per raid (kg)
April 2022	0.1	0.1
May 2022	1.0	1.5
June 2022	0.6	0.9
July 2022	0.3	0.4
August 2022	1.1	1.4
September 2022	0.7	0.8
October 2022	0.1	0.1
November 2022	0.3	0.8
December 2022	0.4	0.4
January 2023	0.0	0.0
February 2023	0.1	0.1
March 2023	0.2	0.2

Rank	ULB	All SUP Seized (MT)	All raids	All IEC
1	Kanniyakuma riTP	0.47	18831	376
2	Kollancode	0.14	36	199
3	Nagercoil	5.10	245	197
4	Colachel	0.18	78	126
5	Kuzhithurai	0.59	121	98
6	Padmanabha puram	0.22	72	90

IEC

ULB	IEC
Kanniyakuma riTP	376
Kollancode	199
Nagercoil	197
Colachel	126
Kuzhithurai	98
Padmanabha puram	90

Last updated CMA Friday, March 31, 2023
GCC
(Blank)
DTP Friday, March 31, 2023



37. O/o. DEE, TNPCB, Thoothukudi

Special Enforcement Raids

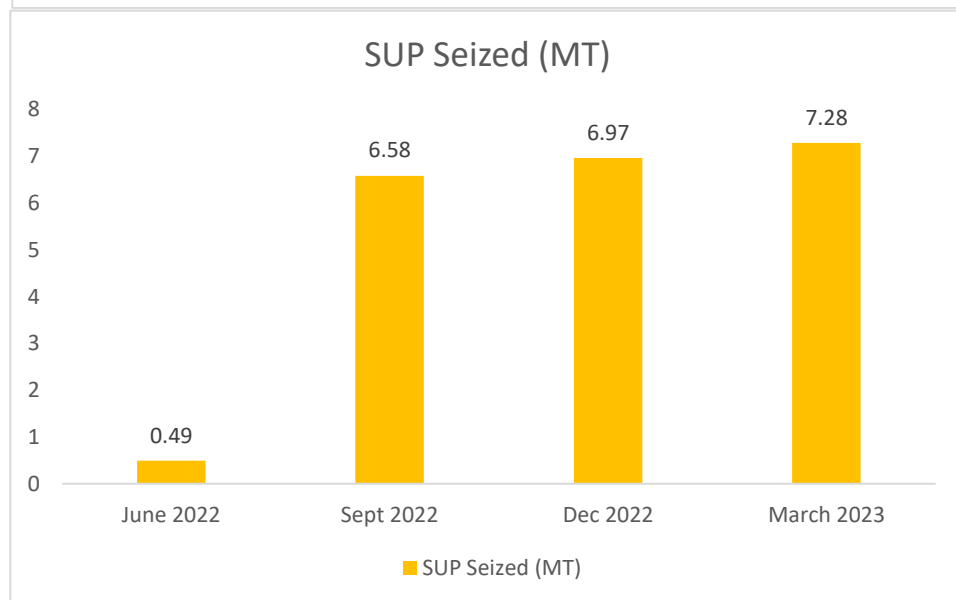
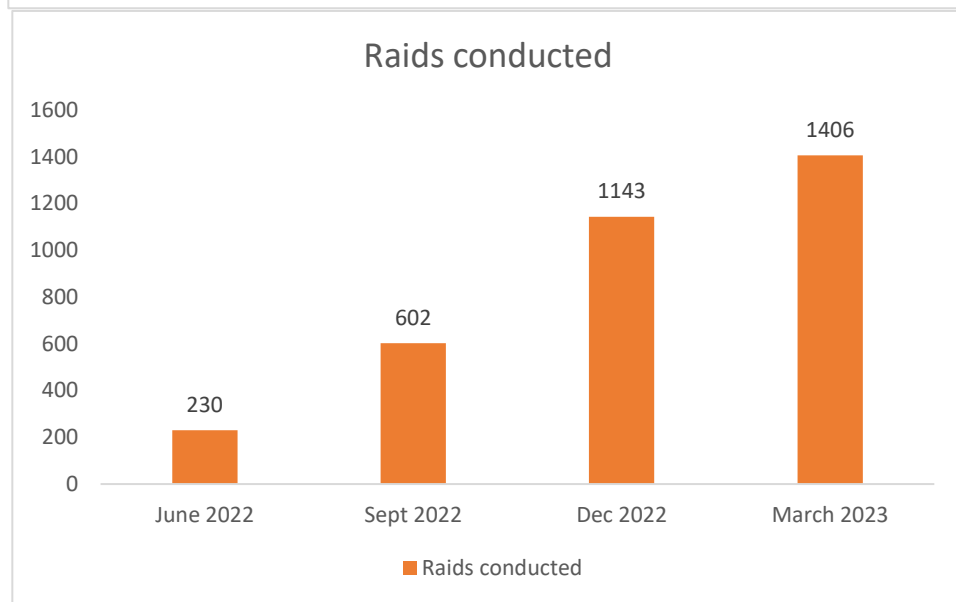
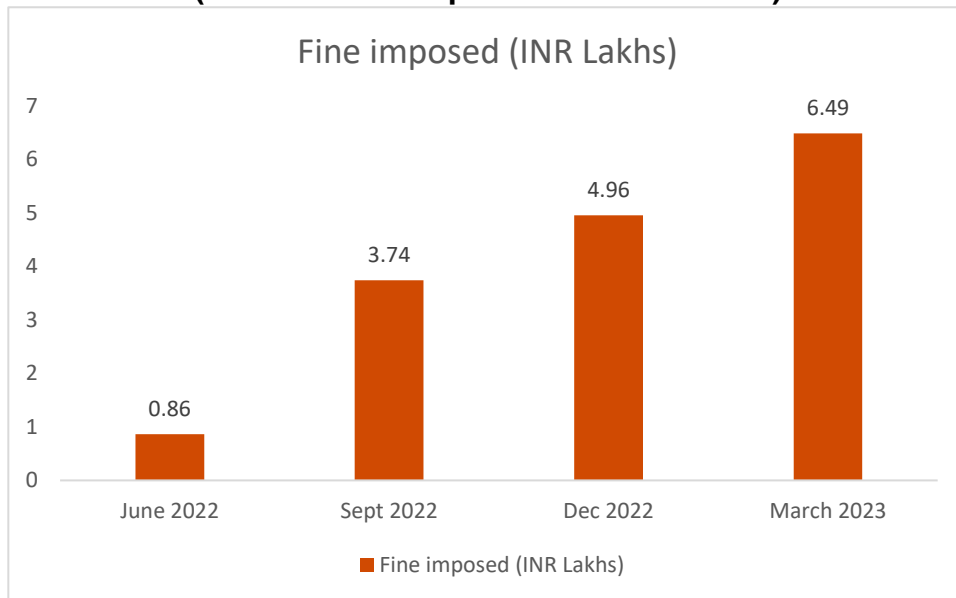


Enforcement raid at Fruit Sellers, Street vendors, Flower Shops and Commercial Shops along with Municipal Officials in Thoothukudi District

Particulars					
Month	No. of Entities visited	No. of Violations Observed	No. of challan issued	Quantity of Plastic Seized in Kg	Amount of Fine collected in Rs.
Oct 2022	78	16	16	52.9	6100
Nov 2022	25	5	5	50	3400
Dec 2022	110	34	14	69.5	2300
March 2023	-	-	-	-	-
April 2023	-	-	-	-	-



Details on Cumulative raids conducted, Plastic seized and fine collected by ULBs (Thoothukudi April 2022- March 2023)





Dashboard

Tamil Nadu Single Use Plastic Ban Monitoring Dashboard

State: **GCC** | Table

District: Thoothukudi | Urban local body: All | Type (ULB): All | 4/1/2022 - 3/31/2023

1406 Raids | **7.28** SUP Seized (MT) | **6.49** Fine (INR Lakhs) | **1482** IEC activities | **5.18** SUP per raid

Thoothukudi

SUP seized (MT) vs Time

● All SUP Seized (MT) ● SUP per raid (kg)

Month	All SUP Seized (MT)	SUP per raid (kg)
April	0.1	0.2
May	0.1	0.1
June	0.1	0.3
July	7.28	0.5
August	0.3	0.2
Septem...	0.4	0.7
October	0.1	0.2
Novem...	0.1	0.1
Decem...	0.1	0.1
January	0.0	0.0
February	0.1	0.1
March	0.2	0.2

Rank	ULB	All SUP Seized (MT)	All raids	All IEC
1	Thoothukudi	1.49	395	1113
2	Kovilpatti	5.31	100	117
3	Thoothukudi TP	0.01	832	88
4	Kayalpattina m	0.11	40	86
5	Tiruchendur	0.36	39	78

IEC

ULB	IEC
Thoothuk...	1113
Kovilpatti	117
Thoothuk...	88
Kayalpatti...	86
Tiruchendur	78

Last updated: CMA Friday, March 31, 2023 | GCC | (Blank) | DTP Friday, March 31, 2023



38. O/o. DEE, TNPCB, Virudhunagar

Special Enforcement Raids

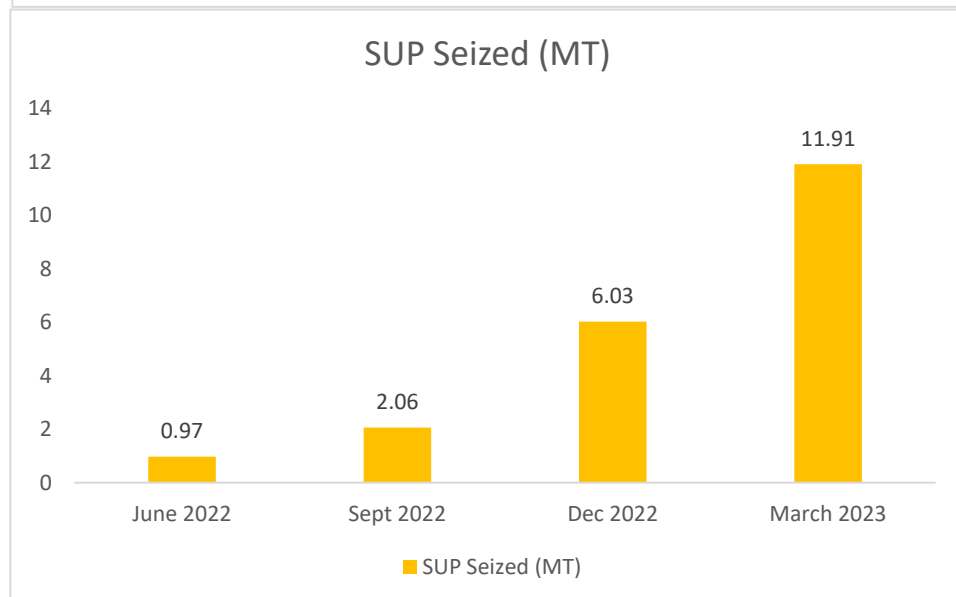
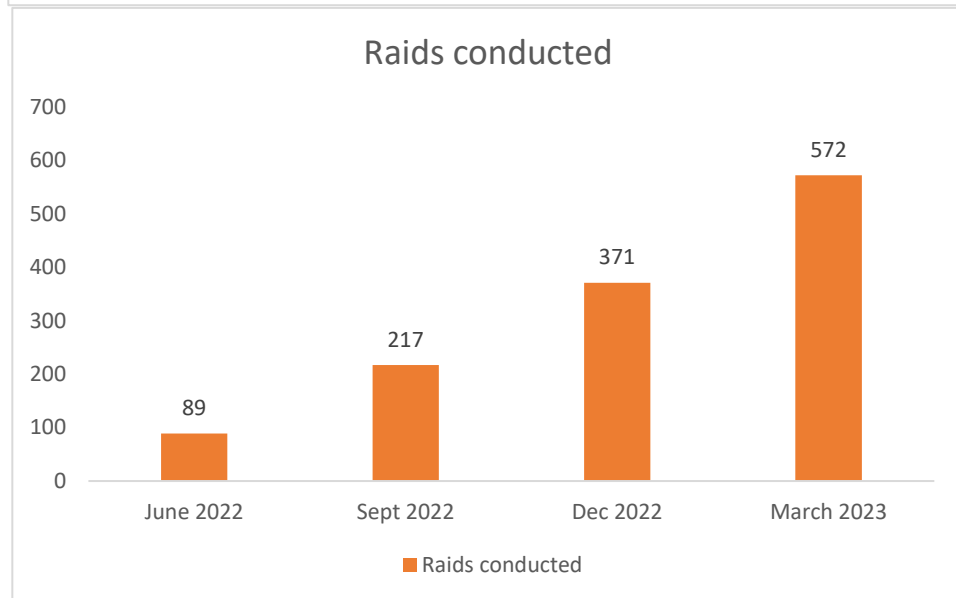
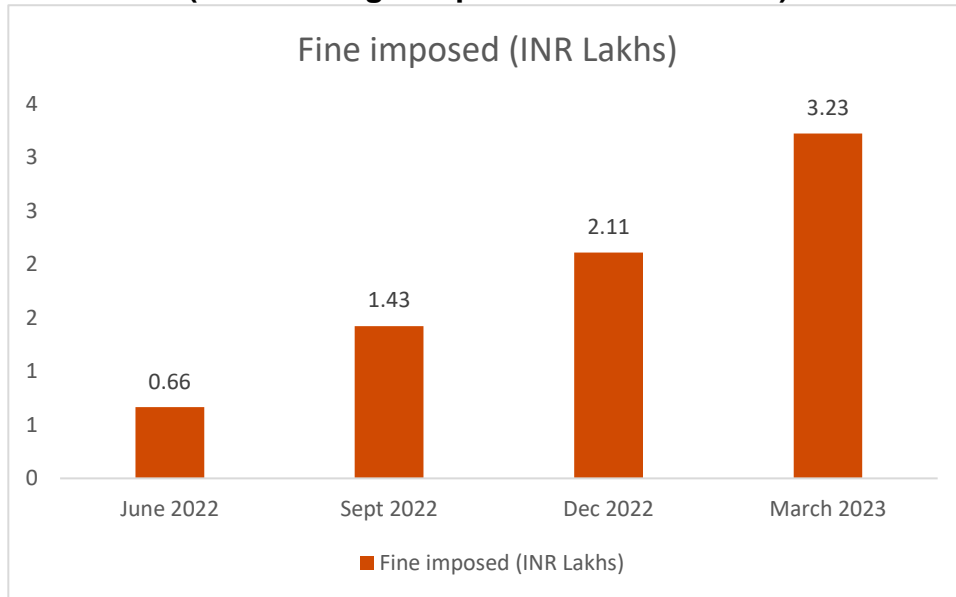


Enforcement raid at Fruit Sellers, Street vendors, Flower Shops and Commercial Shops along with Municipal Officials in Virudhunagar District

Particulars					
Month	No. of Entities visited	No. of Violations Observed	No. of challan issued	Quantity of Plastic Seized in Kg	Amount of Fine collected in Rs.
Oct 2022	-	-	-	-	-
Nov 2022	258	124	64	144	4000
Dec 2022	-	-	-	110	8300
March 2023	187	68	68	365.5	22900
April 2023	293	78	78	196.5	25300




Details on Cumulative Raids conducted, Plastic seized and fine collected by ULBs (Virudhunagar April 2022- March 2023)





Dashboard



Tamil Nadu Single Use Plastic Ban Monitoring Dashboard

District
Virudhunagar

Urban local body
All

Type (ULB)
All

4/1/2022

3/31/2023

572
Raids


11.91
SUP Seized (MT)

3.23
Fine (INR Lakhs)

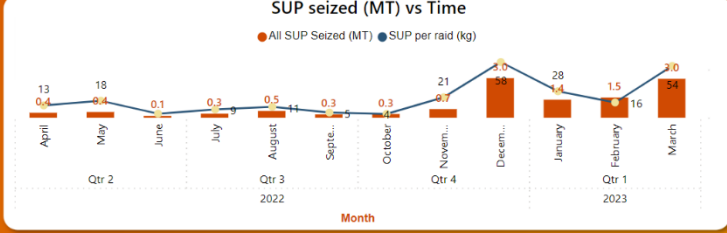
1636
IEC activities

20.82
SUP per raid

Virudhunagar



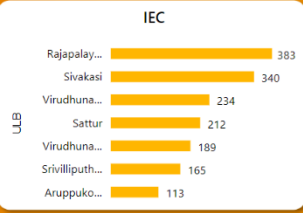
SUP seized (MT) vs Time
● All SUP Seized (MT) ● SUP per raid (kg)



Month	All SUP Seized (MT)	SUP per raid (kg)
April 2022	0.4	13
May 2022	0.4	18
June 2022	0.1	0.3
July 2022	0.3	0.3
August 2022	0.5	11
September 2022	0.3	5
October 2022	0.3	4
November 2022	0.7	21
December 2022	3.0	30
January 2023	1.4	28
February 2023	1.5	16
March 2023	1.5	54

Rank	ULB	All SUP Seized (MT)	All raids	All IEC
1	Rajapalayam	0.43	80	383
2	Sivakasi	9.50	97	340
3	Virudhunagar	0.20	144	234
4	Sattur	0.20	38	212
5	Virudhunagar TP	0.03	118	189
6	Srivilliputhur	1.30	56	165
7	Aruppukottai	0.25	39	113

IEC



ULB	IEC
Rajapalayam	383
Sivakasi	340
Virudhunagar	234
Sattur	212
Virudhunagar TP	189
Srivilliputhur	165
Aruppukottai	113

Last updated CMA Friday, March 31, 2023
GCC (Blank)
DTP Friday, March 31, 2023