



TAMIL NADU POLLUTION CONTROL BOARD  
Advanced Environmental Laboratory, Chennai - 600 032.

NATIONAL AMBIENT AIR QUALITY MONITORING PROGRAMME (NAMP) -  
CHENNAI CITY

Stations	Date & Period of Survey	Microgram / cubic metre				
		PM <sub>10</sub>	PM <sub>2.5</sub>	SO <sub>2</sub>	NO <sub>2</sub>	AQI
Anna Nagar* (Residential)	29.11.2022 06.00 Hrs To 30.11.2022 06.00 Hrs	53	21	10	22	53
T. Nagar*** (Commercial)	29.11.2022 06.00 Hrs To 30.11.2022 06.00 Hrs	54	22	12	20	54
<b>PERMISSIBLE LIMIT</b>		100	60	80	80	

PM<sub>10</sub> - Particulate matter of < 10 micron size

PM<sub>2.5</sub> - Particulate matter of < 2.5 micron size

SO<sub>2</sub> - Sulphur Di-oxide

NO<sub>2</sub> - Nitrogen di-oxide

\* - Residential area


\*\* - Traffic area


\*\*\* - Commercial


**AQI - Air Quality Index**

0-50 - Good, 51-100 - Satisfactory, 101-200 - Moderate

201-300 - Poor, 301-400 - Very Poor, > 401 - Severe

30.11.2022  30.11.22  
Env. Scientist

 30/11/22  
Technical Manager

 30/11/22  
Assistant Director (Lab)

Submitted to: The Deputy Director II

Copy to: 1) The Programmer, Data Center, TNPCB,  
2. File.