





**Format-A**  
**Submission of Annual Inventory of Hazardous waste Management by Occupiers in Tamilnadu**

**Year 2016-2017**


Sl. No.	Name of the District	Number of HW Generating Industry	Quantity of HW as per authorisation (MTA)	Quantity of HW generated as per Annual Return (MTA)	Quantity disposed in Captive SLF (MT)	Quantity disposed through common SLF at TSDF (MT)	Quantity disposed by Captive Incinerator (MT)	Quantity disposed through common Incinerator at TSDF (MT)	Quantity Co-processed in cement kiln(MT)	Quantity utilised under Rule 9 (MT)	Quantity sent to Recyclers of Schedule -IV Hazardous Wastes (MT)	Captive utilisation (MT)	Quantity of HW stored at Occupier premises at the end of the year (MTA)
	1	2	3	4	5	6	7	8	9	10	11	12	13
1	Ambattur	323	26868.70	15869.20	0.00	2668.20	0.00	600.00	40.00	0.00	12561.00	0.00	0.00
2	Chennai	126	2436.60	823.06	0.00	227.61	0.00	31.86	8.30	0.00	555.29	0.00	0.00
3	Maraimalainagar	315	25642.34	16200	0.00	6822.3	0.00	350	395	0.00	8632.7	0.00	0.00
4	Sriperumbudur	339	113076	29433	1997	5518.25	338.2	1482	5856.62	0.00	14202.15	0	38.26
5	Thiruvallur	84	15798.615	15798.615	0.00	1950.575	0.00	270.221	152.62	0.00	13425.199	0.00	0.00
6	Gummidipoondi	134	50477.48	25000	184	3244.35	0.00	600	0.00	0.00	20971.65	0.00	0.00
7	Trichy	62	4723.08	4014.62	0.00	2013.84	0.00	44.26	0.00	0.00	1956.53	0.00	0.00
8	Ariyalur	24	4112.82	159.79	0.00	0.00	0.00	11.15	0.00	0.00	137.10	0.00	11.53
9	Pudukottai	47	686.37	352.98	0.00	113.59	0.00	11.01	0.00	0.00	185.92	0.00	42.46
10	Thanjavur	35	187.064	152.981	0	84.896	0	3.57	0	0	73.077	0	1.44
11	Nagapatinam	35	866.33	866.33	0.00	124.67	0.00	2.25	0.00	0.00	739.41	0.00	0.00
12	Cuddalore	53	28100.75	11596.25	0.00	2148.90	0.01	163.00	733.09	0.00	6999.14	0.00	1552.10
13	Dindigul	38	1784.75	1784.75	0.00	551.6	0.00	384	196	0.00	653.15	0.00	0.00
14	Vellore	119	34403.75	24892.46	13656.09	1793.87	0.00	256.00	150.00	0.00	3616.26	0.00	5420.25
15	Villupuram	28	894.68	894.68	0.00	696.61	0.00	34.00	0.00	0.00	164.07	0.00	0.00
16	Hosur	128	27129.16	23841.32	2706	9052.35	0	400	8785.08	0	1687.89	0	1210
17	Thiruvannamalai	22	1091.58	1091.58	0.00	247	0.00	0.00	0.00	0.00	814.49	0.00	30.09
18	Vaniyambadi	185	49958.94	15051.59	11400.92	524.74	0.00	0.00	0.00	1907.47	1615.4	0.00	1510.53
19	Dharmapuri	14	53.88	43.11	0.00	0.10	0.00	0.00	0.00	0.00	43.01	0.00	0.00
20	Coimbatore North	117	2546.23	6237.30	0.00	1562.62	0.00	0.00	947.08	0.00	271.03	0.00	3456.57
21	Coimbatore South	136	8563.986	8071.596	0	2184.93	0	200	85.2	0	4471.456	0	1130
22	Tiruppur North	199	7350	7400	0.00	1816	0.00	0.00	5184	0.00	0.00	0.00	400
23	Tiruppur South	46	8903.78	7903.78	0.00	0.00	0.00	0.00	4220.94	0.00	53.8	0.00	3629.04
24	Ooty	17	671.4042	671.4042	600.3	0	16.00	0.00	0	0.00	55.1042	0.00	0
25	Madurai	92	2056.6456	1393.628	0.00	1110.974	0.00	2.156	0.00	0.00	273.708	0.00	6.793

26	Theni	16	12448.17	7048.17	12	0.00	0.00	0.00	7012.3	0.00	20.465	0.00	3.39
27	Sivagangai	16	122.16	84.7	0.00	0.00	0.00	0.00	32.30	0.00	14.5	0.00	37.9
28	Ramanathapuram	15	38.64	32.5	0.00	0.00	0.00	0.00	0	0.00	19.95	0.00	12.55
29	Erode	227	9905.32	9000	0.00	2501.3	0.00	0.00	4810.21	0.00	1262.692	0.00	425.8
30	Namakkal	14	280.737	272.737	0	22.32	0.00	0.00	0.00	0.00	117.417	0	133.00
31	Perundurai	162	12079.49	7603.89	0	1098.06	0	0	4195.58	0	0	0	2310.24
32	Salem	104	17260.25	17230.96	13183.72	203.33	2062.77	0.81	489.82	0	545.68	0	744.83
33	Karur	68	27226.94	27226.94	0.00	8386	0.00	0.00	10352.02	0	0	0.00	8488.92
34	Kumarapalayam	117	31734.6	31450.81	18	921.89	0	0	72.77	0	144.59	30116	177.56
35	Tirunelveli	46	5235.24	5235.24	0.00	10	0.00	0.00	2094.87	0.00	2876	0.00	254.37
36	Thoothukudi	51	166082	56362.44	33246.15	5000	2.95	1.96	16	0.00	18095.136	0	0.24
37	Nagercoil	20	174.555	174.555	0.00	0.00	0.00	0.00	0.00	0.00	173.02	1.535	0.00
38	Virudhunagar	41	1822.257	1822.257	0	249.385	0	0	0	0	1547.872	0	25
	<b>Total</b>	<b>3615</b>	<b>702795.29</b>	<b>383099.22</b>	<b>77004.18</b>	<b>62850.26</b>	<b>2419.93</b>	<b>4848.24</b>	<b>55829.80</b>	<b>1907.47</b>	<b>118975.86</b>	<b>30117.54</b>	<b>31052.87</b>

  
 For Member Secretary  
 TNPCC  
  
 12/3/18

<b>Format - B</b>				
<b>Submission of Annual Inventory on Recycling/Utilization /Co-processing of Hazardous waste</b>				
<b>Year: 2016-2017</b>				
S.I.No.	Type of Recycling Facilities	No of facilities authorised for recycling/utilisation/co-processing of HW	Total Authorized capacity(MTA)	Quantity Recycled/Utilized / co-processed (MT)
A	Commonly Recyclable HW			
1	Brass Dross			
2	Zinc Bearing Wastes	3	3070	952
3	Copper Bearing Waste	3	17394.48	561.92
4	Spent catalyst containing nickel, cadmium, Zinc, copper, arsenic, vanadium and cobalt	0	0	0
5	Lead bearing waste including battery waste	21	200530	87983.171
6	E-Waste			
7	Paint and ink Sludge/residues	3	22716	2538.15
8	Used oil	22	79815.55	33970.12
9	Waste Oil	7	25080.66	15466.21
10	Iron and Steel scrap	2	6444.096	6444.096
	(Add new rows for other types of wastes)			
11	1.2. Tarry Residue - 125.00 T/M			
12	3.3 Sludge & Filters - 83.30 T/M			
13	3.4. Ballast Water Containing oil from ships - 83.30 T/M			
14	20.2. Spent solvents - 250.00 T/M			
15	20.3. Spent residue - 970.00 Kg.			
16	Oily sludge/emulsion	8	39037.498	1541.898
17	Spent clay containing oil	4	115.702	128.797
<b>B</b>	<b>Utilization of HW under Rule 9</b>			
1	Recovery of solvents from spent solvents	6	11820	3128
2	Utilization of APCB Dust/Residue generated from LD Furnace/EAF/Blast Furnace for producing cold briquettes for use in Blast Furnace for production of Pig Iron			
3	Utilization of Spent Catalyst - to recover - Platinum, Iridium, Osmium, Palladium, Rhodium, Ruthium, Rhenium, Gold & Silver			
4	Utilization of Spent H2SO4 generated form pickling operations for manufacturing Ferrous Sulphate			
5	Utilization of Spent Acid containing Molybdenum generated from filament industries for producing Molybdenum Trioxide by heating process			
6	Utilization of Spent HCl generated form steel rolling mills for producing Ferric Chloride			

7	Utilization of Used Anode Butt to produce Carbon Pellets and High Energy (HE) Coke for use in steel furnaces/foundries.			
8	Utilization of Used Anode Butt to produce Carbon Blended Coke/Electrode Carbon Paste/Carburiser for use in Steel or ferroalloy furnaces			
9	Utilization of pre-processed Used Anode Butt to produce Green Anodes through Anode-Baking Process for use in Aluminium Smelters			
10	Utilization of pre-Processed used Anode Butt generated to produce Carbon Electrode Paste.			
11	Utilization of Coal Tar/Tarry Residue generated from coal gasifier for energy recovery I n sodium silicate industry.			
12	De-contamination of contaminated drums/containers/barrels	7	7382	5932
13	Utilization of process sludge and primary ETP sludge generated from Pulp ( Paper Industries for producing Paper Board/Mill Board/Card Board			
14	Captive Utilization of Aluminium Dross generated from refining and casting house of Aluminium smelter units to revcover Aluminium Metal			
15	Utilization of Aluminium Dross generated from refinin g and casting house of Aluminium smelter units to recover Aluminium Metal			
16	Utilization of Oil based iron sludge of Ball & Roller bearings for producing Ferrous Sulphate			
17	Utilization of Mercury Waste generated from various industry for recovering Mercury			
18	Utilization of Spent H2SO4 generated from Dye and Dye intermediates to produce gypsum suitable for use in cement plants			
	(Add new rows for other types of wastes)			
<b>C</b>	<b>Co-Processing in Cement Plants</b>	7	239688.94	64864.62

  
 For Member Secretary  
 12/13/18  
 TNPCCB

Format - C				
Submission of the List of Authorised Recyclers/Utilizers /Co-processors of Hazardous waste				
Year: 2016-2017				
Sl.No.	Name and Address of the facility	Type of Hazardous Waste Recycled	Authorized Recycling/Utilization/Co-processing Capacity (MTA)	Quantity Recycled/Utilized / co-processed (MT)
<b>Used Oil</b>				
1	M/s. Supreme Petro Products (used Oil), S.F.No. 225 /1A 2J,225/1A2/c Eguvarpalayam Village, Gummidipoondi Taluk, Tiruvallur District.	Used oil	4960	4960
2	M/s Quality Lube Products Limited, No.35A, SIDCO Industrial Estate Vichoor, Ponneri Taluk, Tiruvallur District	Used oil	2880	200.8
3	Priya Petro Products, No. 123 SIDCO Industrial Estate, Vichoor, Ponneri Taluk, Tiruvallur Dt	Used oil	2592	2500
4	M/s Sasi Industries, Balakrishnapuram Villagw, Dindigul East Taluk, Dindigul District	used/spent oil	1350	1350
5	M/s.Nagalakshmi Agencies, S.F.No.540/1, Saravanampatti Main Road, Vellakinar Post, Coimbatore - 641 029	Used Oil	3600	158.887
6	M/s.Shri Sathya Sai Lubricants, S.No.86/1F Kunnathur Village, Annur Taluk, COSMAFAN Foundry Cluster Park-III, Coimbatore - 641 107	Used Oil	1500	365
7	M/s.Sri Balaaji Industires Unit-II, SF No.16/4 Part, Sirukalandai Village, Kinathukadavu Taluk, Coimbatore District	Used/Spent oil	4950	4950
8	ATLAS CORPORATION, SF.No.1023 P and 202/A1P, Rasathavalasu Village, Kangeyam Taluk, Tiruppur District - 638 111	Used / Spent Oil	3225.6	216
9	M/s. Thirupathi Oil Company(unit-I)129/2Part, Plot No.7 SIDCO Industrial Estate, Venmaniyathur Village Tindivanam Taluk Villupuram District	Used Oil	4300	0
10	M/s.Lakshmi & Co(Used oil Recycling), Plot No.99,SIDCO Industrial Estate, Ammanur,Arakonam Taluk, Vellore District	Used Oil	4500	378.22

11	M/s.M.R.Industries, Plot No.73,SIDCO Industrial Estate, Ammanur,Arakonam Taluk, Vellore District	Used Oil	3600	273.84
12	M/s. ARPE Lubricants, SF No. 406, Malumichampatti Village, Plot No. 94, SIDCO Industrial Estate, Coimbatore - 641021.	Used /Spent Oil	7200	7200
13	M/s.SUN RECLAIMERY MADURAI AUTOMOBILE CO-OP INDL ESTATE KAPPALUR MADURAI 8	Used oil	4140	218.83
14	M/s.SOUTHERN PETROCOAL 1/120, A .KATRAMPATTI, T .PUDUPATTI, THIRUMANGALAM TALUK MADURAI DISTRICT	Used oil	700	120
15	M/s.KING INDUSTRY- USED OIL – RR Plot No 43, Mahia Industrial Estate Uranganpatti Madurai-20	Used oil	3600	100
16	M/s. SRI MEENAKSHI PETRO PRODUCTS 141,VIRUDUNAGAR ROAD THIRUMANGALAM MADURAI-625708	Used oil	5760	0
17	LAKSHMI LUBRICANTS- Used Oil Division 117,New Road Kovilpatti-628 501 Koilpatti Taluk	Used/spent oil	1963	1963
18	M/s.SAIZROL INDUSTRIES, 64, THANNERPANDALPALAYAM ROAD, SUNNAMBU ODAI. ERODE 638005	Used oil	55.298	55.298
19	M/s.Jayam Refineries Plot No F - 13 SIPCOT Industrial Growth Centre Perundurai 638052 Erode District	Used/spent oil	5400	804
20	M/s.SAI RAM INDUSTRIES Plot No F 10 SIPCOT Industrial Growth Centre Perundurai Taluk, Erode District	Used/spent oil	2160	156
21	M/s. Vinayaga Lubricants, S.F.No. 561/2A,2B, and 562 Part, Plot No. 67, Sidco Industrial Estate, Athur village, Karur Taluk & District.	5.1. Used/Spent oil	4179.96	800.145
22	M/s. Jaya Traders, SF. No.36, Seerapalayam Village, Coimbatore (South) Taluk, Coimbatore District	5.1. Used/Spent oil	7200	7200
			79815.858	33970.02

Waste Oil				
1	M/s. Trigel Petro chem. (P) Ltd72, Sidco Industrial Estate,Kakkalur,Tiruvallur Taluk & District	Waste oil	360	360
2	M/s.Mega petro Products, No.60 Sidco Industrial Estate Kakkalur,Tiruvallur Taluk & District.	Waste oil	3420	3420
3	M/s.Supreme petro Products (Waste Oil) S.F.No.225/1AJ,225/1Ak Eguvarpalayam Village, Gummdipoondi Taluk, Tiruvallur District.	Waste oil	10800	10800
4	M/s.Lakshmi & Co(Waste oil Recycling), Plot No.99, SIDCO Industrial Estate, Ammanur,Arakonam Taluk, Vellore District	Waste Oil	5400	85.55
5	M/s. Thirupathi Oil Company(unit-I)129/2Part, Plot No.7 SIDCO Industrial Estate, Venmaniyathur Village Tindivanam Taluk Villupuram District	Waste Oil	4300	0
6	M/s Quality Lube Products Limited, No.35A, SIDCO Industrial Estate Vichoor, Ponneri Taluk, Tiruvallur District	Waste oil	800	800
7	M/s Priya Petro Products, No. 123 SIDCO Industrial Estate, Vichoor, Ponneri Taluk, Tiruvallur Dt	Waste oil	0.66	0.66
			25080.66	15466.21

Zinc Bearing Wastes				
1	Quality Zinc Chem NO. 231/4, Vichoor Village, Ponneri Taluk, Tiruvallur district	Zinc Bearing Waste	1500	0
2	Sayee Chem Industries Thokkavadi , Goundempalayam, Thiruchengode Taluk, Namakkal District	Zinc Ash	720	720
3	M/s. ICMC Corporation Ltd, S.F. No: 32/1, 32/3, 32/4, 32/5 Thennalapakkam Village, Tindivanam Taluk, Villupuram District.	Zinc Fine dust/ Ash	850	232
			3070	952

Copper Bearing Waste				
1	M/s HYDROMET INDIA LTD, Vedal village, Rajakulam Po, Kancheepuram Tk, Kancheepuram Dt. Pin.631 561	Copper, Nickel & Zinc containing wastes & catalysts etc...	17390	561.44
2	M/s. Green Era Recyclers, 37, Sivanandha Industrial Complex, Dr. M.G.Udaya Murthy Nagar, Thadagam Rd, Edayarpalayam, Coimbatore - 641 025.	3. Copper	0.48	0.48
3	M/s. ICMC Corporation Ltd, S.F. No: 32/1, 32/3, 32/4, 32/5 Thennalapakkam Village, Tindivanam Taluk, Villupuram District.	Copper Ash	4	0
			17394.48	561.92
Spent catalyst containing nickel, cadmium, Zinc, copper, arsenic, vanadium and cobalt				
Lead bearing waste including battery waste				
1	M/s. Southern Power Industries D.P. No: 3 -Electrical Industrial Estate, Kakkalur Village, Tiruvallur Taluk & District.	Lead and Lead components	1200	1200
2	M/s.POCL Enterprises Limited, G-47 SIDCO Industrial Estate, Kakkalur, Tiruvallur taluk & District.	Lead Battery	5600	819
3	POCL Enterprises Limited, S.F.No.360,Nennakarai Village, Chengalpattu Taluk,Kancheepuram District	Lead scrap/battery	35000	3024.668
4	M/s PONDY OXIDES and CHEMICALS LTD, Plot No.G17-19,G30-32,SIPCOT Indl Park, Sriperumbudur Po and Tk, Kancheepuram Dt. Pin.602 105	Lead	36000	35402
5	M/s Trichy Metal Stores, S.F. NO. 319-4B, 5B, Itchikamalapaty, Kulathru Taluk, Pudukottai District	B4-Lead and Lead components	600	0
6	M/s Andavar Alloys, S.F. No. 134/1A, 135/3B, Vadakkan Mndaiyur Village, Kulathur Taluk, Pudukottai District	B4-Lead and Lead components	600	0
7	M/s Prakash Alloys Industries, S.F. NO. 77/5A, 5C, Vadugapatti Village, Illupur Taluk, Pudukottai District - 621 316	B4-Lead and Lead components	1350	205



8	M/s Power Tech Industries S.F. No. 40, Plot No. 1-D/2, SIPCOT Industrial Complex, Nathampennai, Pudukottai District	B4-Lead and Lead components	400	81.5
9	M/s. Premier Pigments, SF No 16, Athipalayam Road Chinnavedampatti Post, Ganapathy , Coimbatore - 641006	Lead bearing waste including battery waste	1800	1800
10	M/s. Universal Iron Traders S.F.No.223/1B, 2B, Kuppepalayam Village, Annur Taluk, Plot No.45, Subaganesh Indl Estate, Kuppepalayam.P.O.,Coimbatore-107	Lead bearing waste including battery waste	350	350
11	M/s. Jayachandran Alloys Private Limited SFNo20/1Masagoundenchettipalayam Viliage, Sathy Main Road, Ganeshapuram. P.O., Annur Taluk, Coimbatore District-641107	Lead bearing waste including battery waste	0	0
12	M/s. Sri Vari Industries S.F.No.259/1E, F, Kunnathur VillageKurukkampalayam Road, M.G.C Palayam.P.O., Annur Taluk, Coimbatore Dt.-641107	Lead bearing waste including battery waste	2880	2880
13	Universal Lead Alloys, S.No.587, Senganatham Road, Rangapuram Village, Vellore Taluk, Vellore District.	9.1 Lead bearing Residues	7200	2252
14	M/s.Valarmathi Alloys, Shed No: 9 and 10, SIDCO Industrial Estate, Veerapandi Village, Ariyanur Post, Salem District.	Waste Batteries, Lead Scrap, Lead dross, Lead ash and other Lead Bearing Scrap.	10500	10500
15	Sither Metal Industry 389/7 WGC Road Thoothukudi 628 001	9.0Secondary production of lead - B4 Lead and Lead Compounds - 5760 T/Y	5760	5760
16	M/s. Roshan Metal SF No. 863/2, Sirupuzalpettai, Gummdipoondi Taluk, Tiruvallur District.	Used Lead Acid Battery	2280	2280
17	M/s. GMT Alloys B25 Sipcot Industrial SF.No.351 Pappankuppam, Gummdipoondi Taluk, Tiruvallur District.	Used Lead Acid Battery	2400	2400
18	M/s. Sree Sumangala Metals and Industries pvt ltd, Plot no. B-51/1, SIPCOT Industrial Complex, Gummidipoondi and Taluk, Tiruvallur District.	Used Lead Acid Battery	27600	0


19	M/s JAIN METALS ROLLING MILLS, PLOT NO. R1 & R2, SIPCOT INDUSTRIAL ESTATE, Gummidipoondi and Taluk, Tiruvallur Dt	Used Lead Acid Battery	51000	17990
20	Shri Sabhari Smelter Pvt Ltd, No. 280pt, 281pt Vichoor Village, Ponneri Taluk, Tiruvallur Dt.	Used Lead Acid Battery	7560	875
21	Jayachandran Plastics Pvt Ltd SF No 321, 322 & 325, Kunnathur Village, Annur Taluk, Sathy Main Road Coimbatore District - 641 107	9.1. Lead slag/Lead bearing residues	450	164.003
			200530	87983.171
Paint and ink Sludge/residues				
1	M/s Ultra Tech Cement Ltd (Unit-I) Reddipalayam Village, Ariyalur Taluk & District	Paint sludge	22610	2452
2	AGSAR PAINTS P LTD (Agaram Unit) 509 A George Road Thoothukudi	21.1. Wastes and residues (Paint sludge)	0.15	0.15
3	M/s.AIYESHA ENTERPRISES SF No 222-3, Plot No147-A Neervallur Village Kancheepuram Taluk & District -631561	Paint wastes & Residues	106	86
			22716.15	2538.15
Iron and Steel scrap				
1	M/s. Rengaraj Steels and Alloys LTD, 36/3-4, Trichy Bye Pass Road, Amani Kondalampatty, Salem - 636 010.	Iron and Steel Scrap	144	144
2	M/s. Jai Hind Wires Rod Mills Ltd, 12/1A, Nattamangalam Road, Nattamangalam Po, Kondalampatty Via, Salem - 636 010.	Iron and Steel Scrap	6300.096	6300.096
			6444.096	6444.096

Oily sludge/emulsion				
1	M/s.Nagalakshmi Agencies, Unit – II S.F.No.540/1B2B, Vellakinar Village, Saravanampatti Road, Coimbatore - 641 029	4.1 Oily sludge / emulsion	4320	0
2	M/s.ACC LIMITED. Madukkarai Cement Works, R.s.No.1053/3, 1054/2/1060/3,1091/1,1058/1 & 1206/3, Madukkarai Village, Coimbatore South Taluk, Coimbatore District	4.1 Oil sludge or Emulsion	0	0
3	ATLAS CORPORATION, SF.No.1023 P and 202/A1P, Rasathavalasu Village, Kangeyam Taluk, Tiruppur District - 638 111	4.1 – Oily Sludge / Emulsion	1120	14.4
4	M/s. Avatar Petro Chemicals P Ltd., S.F.No.2321/3, Aundipatti, SIDCO in. Estate, Thimmarisanayakarnur village, Andipatti Taluk, Theni District.	4.1 (Oily sludge / emulsion)	2200	0
5	M/s.SAIZROL INDUSTRIES, 64, THANNERPANDALPALAYAM ROAD, SUNNAMBU ODAI, ERODE 638005	Oily sludge/emulsion	55.298	55.298
6	P.M.B. & Company, 6, Thirupanikarisalkulam, Tirunelveli Taluk	Oily sludge/emulsion	1472.2	1472.2
7	Nagalakshmi Agencies Unit - II S.F.No.540/1B2B, Vellakinar Village Saravanampatti Road, Coimbatore - 641 029	4.1 - Oily sludge / emulsion	4320	0
8	Ultra Tech Cement LTD., Reddipalayam Village, Ariyalur Dist.	4.1 Oily sludge/emulsion	25550	0
			39037.498	1541.898
Spent clay containing oil				
1	M/s.ACC LIMITED. Madukkarai Cement Works, R.s.No.1053/3, 1054/2/1060/3,1091/1,1058/1 & 1206/3, Madukkarai Village, Coimbatore South Taluk, Coimbatore District	4.5 Spent Clay containing oil	0	0
2	ATLAS CORPORATION, SF.No.1023 P and 202/A1P, Rasathavalasu Village, Kangeyam Taluk, Tiruppur District - 638 111	4.5 (Spent Clay containing oil)	59.959	73.499
3	M/s. Ecofine Waste oil Recycling Co. Unit-II, S.F.No.889,890, Unjampatti, Theni Taluk & District	4.5 (Spent Clay containing oil)	0.45	0
4	M/s.SAIZROL INDUSTRIES, 64, THANNERPANDALPALAYAM ROAD, SUNNAMBU ODAI, ERODE 638005	Spent clay containing oil -	55.298	55.298
			115.707	128.797

Recovery of solvents from spent solvents				
1	M/s. Avatar Petro Chemicals P Ltd., S.F.No.2321/3, Aundipatti, SIDCO in. Estate, Thimmarisanayakarnur village, Aundipatti Taluk, Theni District.	Spent Solvents	180	0
2	M/s. Vinayaga Lubricants, S.F.No. 561/2A,2B, and 562 Part, Plot No. 67, Sidco Industrial Estate, Athur village, Karur Taluk & District.	Spent Solvents	3000	0
3	M/s.Thirumala Chemicals, Athiyandal Village, Thirukoilur Taluk, Villupuram District.	Spent Solvents	360	262
4	M/s. Sri Chementor Private Limited, Perumbakkam Village Vanur Taluk Villupuram District	Spent Solvents	3000	2512
5	M/s.Pentacoat resins, Kondalankuppam Village, VanurTaluk , Villupuram District.	Spent Solvents	3240	310
6	ATLAS CORPORATION, SF.No.1023 P and 202/A1P, Rasathavalasu Village, Kangeyam Taluk, Tiruppur District - 638 111	Spent Solvents	2040	44
			11820	3128


De-contamination of contaminated drums/containers/barrels				
1	M/s.Chennai Used Drums Barrels Re-cond, G-57 SIDCO Industrial Estate, Kakkalur, Tiruvallur Taluk & District.	Discarded container / Barrel	450	450
2	M/s.Muthu Barrels Trading Company, DP 179 Sidco Industrial Estate, Thirumazhisai, Poonamallee Taluk, Tiruvallur Dt - 600 124.	Discarded container / Barrel	1000	1000
3	M/s. T.Sarhiyanarayana Chetty, Washermanpet , Chennai	Discarded container / Barrel	750	750
4	Veeyes Alloys Pvt Limited SF.No.518-1A and 1B and 520-1 Saravanampatty, Thudiyalur Road Vellakinar Post, Coimbatore - 641.029	33.3. Discarded containers / barrels / liners contaminated with hazardous wastes/ chemicals	3532	2119
5	K.M.Agency No.1/35-A, Kuranur, Kemmarampalayam Village, Mettupalayam Taluk, Coimbatore - 641 113.	33.3. Discarded containers / barrels / liners contaminated with hazardous wastes/ chemicals	480	450


6	M/s. Balaji barrels, SF NO. 534/2A4, Seerapalayam Village, Madukkai Taluk, Coimbatore District	33.3 Discarded containers/ barrels/liners contaminated with hazardous wastes/chemicals	1020	1020
7	M/s. SRI JAYADEV INDUSTRIES SF No.249/3D2, Door No.28, Pollachi Main Road, Mettupalayam Village Kinathujadavu Taluk, CBE Dist - 641301	33.1 Empty barrels/containers/liners/contaminated with hazardous chemicals/wastes	150	150
			7382	5939
Co-Processing in Cement Plants				
1	THE INDIA CEMENTS LIMITED Sankari west Post sankari, Kumarapalayam Taluk Namakkal District	ETP Sludge	8395	7104.98
2	M/s Chettinad Cements Corporation Ltd, Puliur Village, Karur Taluk, Karur District	35.3 Chemical sludge from waste water treatment	3600	3600
3	M/s. The India Cement Ltd, Sankar Nagar Works, Sankar Nagar, Tirunelveli Taluk	34.3. Chemical sludge from waste water treatment	21500	1594.8
4	Ultra Tech Cement LTD., Reddipalayam Village, Ariyalur Dist.	34.3. Chemical sludge from waste water treatment	171550	46468
5	M/s. Dalmia Cement (Bharat) Ltd., Palanganatham-Village, Ariyalur-TK&DT. PIN-621651	Solid Waste Mix	16500	20.96
6	Dalmia Cement (Bharat) Limited, SF No 630, Thamaraiikulam Village, Ariyalur - 621 705	Solid Waste Mix	15180	3111.94
7	M/s. ACC Ltd., Madukkarai Cement Works, R.S.No, 1053/3, 1054/2, 1060/3, 1091/1, 1058/1 & 1206/3, Madukkarai Village, Coimbatore South Taluk, Coimbatore District	34.3. Chemical sludge from waste water treatment	2963.94	2963.94
			239688.94	64864.62

  
 For Member Secretary  
 TNPCC  
 12/3/18

**Format - D**  
**Submission of Annual Returns of TSDF Operators**  
**Year 2016-2017**

S. No	Name and Address of TSDF	Quantity in Stock in the		Quantity of Hazardous Waste Received			Quantity of Hazardous Waste			Quantity Pre-Processed for utilization	Quantity In Stock at the end	
		Landfillable	Incinerable	For Direct Landfill	For landfill after treatment	For Incinerable	Quantity Landfilled Directly	Quantity landfilled after treatment	Quantity Incinerated		Landfillable	Incinerable
1	Tamil Nadu Waste Management Limited, 5-268-33, Sipcot Industrial Complex, Gummidipoondi - 601 201 Tiruvallur District	66	1208	24279	36358	4848	24279	36358	4848	Nil	287	688
2	M/s. Tamilnadu Waste Management Limited * Undurumikidakkulam, Tiruchuli Taluk Virudhunagar District	Nil	Nil	4981.38	2203.98	Nil	4923.97	2203.98	Nil	Nil	57.41	Nil

  
 12/3/18  
 For Member Secretary  
 TNPCC

  
 12/3/18