

தமிழ்நாடு

மாக

கட்டுப்பாடு

வாரியம்

TAMILNADU
POLLUTION
CONTROL
BOARD

ஆண்டு அறிக்கை
ANNUAL REPORT
1992 - 93



ஆண்டுக்கணக்குகள்
ANNUAL ACCOUNTS
1992 - 93





**ANNUAL REPORT AND ACCOUNTS
1992 - 1993**

**TAMIL NADU POLLUTION CONTROL BOARD
MADRAS - 600 004.**

ANNUAL REPORT FOR THE YEAR

1992 - 93

TAMIL NADU POLLUTION CONTROL BOARD

Madras 600 004.

AUDITOR'S REPORT

To

The Members of the TamilNadu Pollution control Board, Madras.

We have audited the attached Balance Sheet of the Tamil Nadu Pollution Control Board as at 31st March 1993 and also the Receipts and Payments Account and Income and Expenditure Account for the year ended on that date, annexed thereto and report that

- a) We have obtained all the information and explanations which to the best of our knowledge and belief where necessary for the purpose of our audit.*
- b) In our opinion, proper books of accounts have been kept by Board so far as appears from our examination of such books.*
- c) The Balance Sheet, Receipts and Payments Account and Income and Expenditure Account dealt with by this report are in agreement with the books of account.*
- d) The interest accrual on fixed deposit with bank has been taken on an adhoc basic.*
- e) The accounts are exclusive of the CETP subsidies received from Government of India and State Government which are kept in deposit seperately, not included under deposit in the Balance Sheet.*
- f) In our opinion and to the best of our information and according to the explanations given to us, the said accounts read with schedules attached thereto and the notes thereon, and subject to paragraph d and e above given the information required by the Tamil Nadu Water (Prevention and Control of Pollution) Rules, 1983 in the manner so required and give a true and fair view.*
- i) In the case of Balance Sheet, of the state of affairs on the Board as at 31st March 1993.*
- ii) In the case of Receipts and payments Account, of the total receipts and payments of the Board for the year ended 31st March 1993.*
- iii) In the case of Income and Expenditure Account, of the excess of income over expenditure of the Board for the year ended 31st March 1993.*

Place : Madras

Date :29.09.93

For ESGEEAAR ASSOCIATES

Chartered Accountants

*(Sd.) S.G. Ramachandran,
PARTNER*

ANNUAL REPORT FOR THE YEAR 1992 - 93

CHAPTER - I

1.1. INTRODUCTION

The Water (Prevention and Control of Pollution) Act, 1974 (Central Act, 6 of the 1974) was adopted in Tamil Nadu in August 1981. The Government of Tamil Nadu constituted the Tamil Nadu Prevention and Control of Water pollution Board on 27.2.1982. This was later renamed as the Tamil Nadu Pollution Control Board. The Air (Prevention and Control of Pollution) Act, 1981 came into force on 16.5.1981.

1.2. FUNCTIONS

The main functions of the Board are enumerated as under.

- To plan a comprehensive programme for prevention, control and abatement of water and air pollution.
- To encourage, conduct and participate in investigation and research relating to problems of water, land and Air Pollution and its prevention, control and abatement there of .
- To inspect sewage and trade effluent treatment plants for their effectiveness and review the plants specifications for corrective measures.
- To lay down, modify of annual standards set for sewage / trade effluent discharge and for the exhaust and stack gas cleaning systems for industrial plants, automobiles and for any other polluting sources.
- To evolve efficient method of disposals of sewage and trade effluent on land.
- To identify sites for storage and disposal of Hazardous wastes.
- To identify and monitor the isolated storage of Hazardous chemicals.
- To collect samples of Sewage / Trade effluent and emissions of Air Pollutants and to analyse the same for specific parameters.
- To perform such other functions as may be prescribed by the State Government or Central Board

CHAPTER-II

2.1. COMPOSITION OF THE BOARD

The Board is constituted by the State Government. It comprises of the Chairman, Member-Secretary, 5 Officials nominated by the State Government, 5 persons to represent local authorities, 3 non-officials to represent agriculture, fishery or industry, 2 persons to represent the companies or corporations owned by the Government. The constitution of the Board may be seen at Annexure-I.

2.2. FUNCTIONING OF THE BOARD:

The field structure was further consolidated and strengthened. Five Regional Offices and Sixteen Offices of District Environmental Engineer were constituted for effective monitoring of Industries and implementation of the provisions of the Act. On the Scientific side, three Advanced Environmental Laboratories, three District Environmental Laboratories and Six Mobile Environmental Laboratories were established. These Labs are not only analysing samples of trade effluent and air emissions but also are carrying out R & D activities on specific programmes drawn up by the Central Pollution Control Board. The total number of employees in the Board is 659.

The present organisation chart of the Board with the list of Employees is at Annexure II & III. The growth in manpower over the year may be seen at Annexure - IV.

CHAPTER - III

MEETINGS OF THE BOARD: EIGHT MEETINGS WERE HELD DURING THE YEAR. MAJOR DECISIONS TAKEN AT THE MEETING ARE LISTED BELOW:

SL. No. (1)	SUBJECT (2)	ITEM NO (3)	DATE OF MEETING (4)
1.	Approved the proposal to keep the Small Scale Foundry Units outside the purview of Water (Prevention and Control of Pollution) Act, 1974.	119 -152	1.6.92
2.	Approved the exemption of Nursing homes employing less than 20 persons and having Diesel Generator Sets of less than 135 H.P. Capacity, from the purview of Air (prevention and Control of Pollution) Act, 1981 and to exclude diagnostic equipment from Gross Fixed Assets.	119 -153	1.6.92
3.	Approved the proposal of referring certain industries falling under 'Red' Category to the Consent Clearance Committee instead of to the Board.	120-97	26.6.92
4.	Approved the proposal of extending the Group Personal Accident Insurance to the Staff of Laboratories engaged in the Stack Monitoring Survey.	123-69	11.11.92
5.	Approved the proposal to enrol the Tamil Nadu Pollution Control Boards as a life Member of Chemical Industries Association, Madras.	123-93	11.11.92
6.	Approved the proposal to restrict the exemption of Salt Manufacturing Industries from the water (Prevention and Control of Pollution) Cess Act, 1977 to Small Scale Units Catering only to domestic needs.	123-94	11.11.92
7.	Approved the exemption of cotton pressing factories from the purview of Section 25/26 of Water (Prevention and Control of Pollution) Act, 1974 and under Section 21 of the Air (Prevention and Control of Pollution) Act, 1981.	123-98	11.11.92
8.	Approved the list of 7 small Scale Industries to be kept outside the purview of Section 25/26 of Water (Prevention and Control of Pollution) Act, 1974 as amended in 1988 and under Section 21 of the Air (Prevention and Control of Pollution) Act, 1987.	123-99	11.11.92
9.	Approved the formation of Tamil Nadu Pollution Control Board Environmental Education Fund and Creation of a Committee to administer the Fund.	123-110	11.11.92
10.	Approved the delegation of Powers for execution of Lease Agreements for rental buildings and lands taken for the Tamil Nadu Pollution Control Board to Joint Chief Environmental Engineers.	124-6	24.12.92
11.	Approved the collection of Compounding fees to the value of actual expenses incurred by the Board till the stage of recommending withdrawal of case filed by the Board against industries.	124-82	24.12.92
12.	Approved the ban on setting up of new Tanneries adopting wet process of operation in North Arcot Ambedkar District.	124-86	14.12.92

CHAPTER-IV

COMMITTEES CONSTITUTED BY THE BOARD AND THEIR ACTIVITIES

For more effective disposal of business, certain Committees were constituted by the Board. The important among them are:-

4. 1. CONSENT CLEARANCE COMMITTEE

The Consent Clearance Committee was constituted with a view to quicken the process of issue of Consent for industries classified under orange and Green Categories as well as certain Red category industries. Approved Agenda are placed before Consent Clearance Committee for decision. Resolutions of the committee after approval by Chairman, Tamil Nadu Pollution Control Board are circulated to Members and then got confirmed at the next meeting. During 1992-93, 11 Meetings were conducted.

The above details are represented in Annexure VI and VII.

4. 2. JOINT STANDING COMMITTEE

Small Scale Industries have been making representation on various problems faced by them in the implementation of Pollution Control Laws. A Joint Standing Committee with the representatives of Tamil Nadu Pollution Control Board & Small Scale industries in Tamilnadu has been formed to sort-out these difficulties through periodical meetings.

4. 3. LIBRARY COMMITTEE

To streamline the system of purchase of publications for the library and to suggest measures for its improvement and better maintenance, a Library Committee has been constituted. The Committee reviews periodically the requirements and functioning of the library.

4. 4. PURCHASE COMMITTEE

With a view to streamlining the Purchase System and for processing the tenders and taking speedy decisions on purchases, the Board has approved the formulation of a high powered purchase Committee consisting of the Scientific Advisor as its Chairman and the Deputy Manager (Purchase) as the Convenor of the Purchase Committee.

CHAPTER - V

MONITORING NETWORK FOR QUALITY OF AIR, WATER AND SOIL

5.1. NAAQM: (NATIONAL AMBIENT AIR QUALITY MONITORING)

Under NAAQM Project in Madras City, three major centres were identified under the category of industrial, commercial and industrial-cum-commercial zones. The work is being carried out since 1987. The monitoring of Ambient Air at the three stations is done for 2 days in a week on 24 hours basis for the measurements of SPM, SO₂ and NO_x.

At Coimbatore, three NAAQM Stations were identified at three specified zones. The sampling at these stations is carried out since November 1991. The work is carried out by Mobile Environmental Lab, Coimbatore for the measurement of SPM, SO₂, NO_x samples, for 2 days in a week on 24 hours basis.

Similarly at Tuticorin, 3 NAAQM Stations were established and the sampling at these stations are being carried out for 2 days in a week on 24 hours basis for the parameters SPM, SO₂, NO_x by Mobile Environmental Laboratory, Tirunelveli.

5.2. GEMS-CAUVERY BASIN: (GLOBAL ENVIRONMENTAL MONITORING SCHEME)

In the Cauvery basin 4 stations were identified for monitoring. Four samples are collected every month and sent to Advanced Environmental Laboratory/Salem for the analysis of physico-chemical and bacteriological parameters. The reports as per the Glow DAT format are being sent to Central Pollution Control Board, New Delhi.

5.3. MINARS: (MONITORING OF INDIAN NATIONAL AQUATIC RESOURCES)

a) Under the MINARS project in the river Tamraparani, 7 sampling stations were identified. Every month samples are collected and analysed for physico-chemical and bacteriological parameters at Advanced Environmental Laboratory, Madurai.

b) Under the MINARS Project in the river Cauvery 16 sampling stations were identified. The samples are collected at these stations once in a month and analysed for physico-chemical and bacteriological parameters at Advanced Environmental Laboratory, Salem.

c) Two sampling stations one each in river Vaigai and river Palar are identified under MINARS Project for the year 1992-93. The samples are being collected for the analysis of Physico-Chemical parameters and bacteriological parameters. The analysis of sample of water from river Vaigai is carried out at Madurai and that of palar at Advanced Environmental Laboratory, Madras.

d) Similarly samples are collected from the Kodaikanal lake and Ooty lake once in a quarter for the analysis of Physico-Chemical and bacteriological parameters.

All the results of MINARS are forwarded to Central pollution Control Board, New Delhi in the required MINDAT format.

5.4. VEHICULAR EMISSION MONITORING:

Four Vehicular Emission Monitoring Stations have been established in Madras City to monitor the emission from the commercial (Goods carriage) vehicles in collaboration with Transport Department. Whenever the vehicles come for FC, these vehicles are referred to the nearest station for check. FC is issued only on production of a certificate issued by the Board, that the vehicle satisfies the emission standards. These stations are in operation from May 1992. It has been proposed to expand the activities in Vehicle Emission Monitoring to other districts also.

5.5. MONITORING OF 17 CATEGORIES OF HIGHLY POLLUTING INDUSTRIES

Seventeen categories of industries have been identified by Government of India for intense monitoring. Board has set up special monitoring cells at Trichy, Salem and Madras with Senior Officers in the rank of Joint Chief Environmental Engineers for monitoring the 17 categories of highly polluting industries, with reference to the compliance of standards.

CHAPTER VI

PRESENT STATE OF ENVIRONMENTAL PROBLEMS AND COUNTER MEASURES:

6-1. WATER POLLUTION CONTROL

Tamil Nadu Pollution Control Board enforces the provisions of Water (Prevention and Control of Pollution) Act, 1974 as amended in 1978 and 1988. Industries which discharge sewage/trade effluent are required to apply for consent of the Board. All the industries generating trade effluent shall provide Effluent Treatment Plant to treat the trade effluent to satisfy the standards prescribed by the Tamil Nadu Pollution Control Board. Industries are constantly monitored for the functioning of their Effluent Treatment Plants and samples of treated trade effluent are collected regularly for assessing the quality of effluent discharged and to assess the efficiency of the effluent treatment plant provided.

During the year the Board issued 1604 consents under Water (Prevention and Control of Pollution) Act, 1974, as shown in Annexure - VI.

6-2. AIR POLLUTION CONTROL

Tamil Nadu Pollution Control Board enforces the provisions of Air (Prevention and Control of Pollution) Act, 1981 as amended in 1987. Industries which let out process emissions are regularly monitored through the inspection of the Air Pollution Control Measures provided by the unit. Industries which have not installed any Air Pollution Control Measures are persuaded to provide suitable Air Pollution Control Measures. Ambient Air Quality survey is conducted in and around the industries regularly for assessing the ambient air quality. Stack emission survey is also conducted to assess the quality of emission let out and on the basis of report of analysis the industries are asked to carry out necessary corrective measures. The Board has issued 1281 consents under Air Act during year 1992-93. Details are in Annexure VII.

6-3. COMMON EFFLUENT TREATMENT PLANTS:

Tamil Nadu Pollution Control Board has launched a massive programme of setting up Common Effluent Treatment Plants, under which the polluters are encouraged to organise themselves into Associations/Companies and assume full responsibilities for setting up and operating the Effluent Treatment Plants. A beginning has been made with the tanning and textile dyeing sectors. These units are persuaded to form companies with a fully competent management which will be responsible for the installation, operation and maintenance of Common Effluent Treatment Plants. The Company will engage a consultant to formulate the project proposal for collection, treatment and disposal of the trade effluent based on the report furnished by a task force constituted by the Board. The Board assists the companies technically to evaluate the proposals of Common Effluent Treatment Plants formulated by the consultants and to liaise with financial institutions, Government of India and Government of Tamil Nadu.

6-3-1. STATUS OF COMMON EFFLUENT TREATMENT PLANT:

Common Effluent Treatment Plant Schemes are proposed in the following sectors:

1. Tanneries - 12 Nos.
2. Textile Dyeing - 8 Nos.
3. Hotels and Lodges - 1 No.

Government of India released Rs. 160 Lakhs for proposed Common Effluent Treatment Plants at Pammal - Pallavaram, Tiruppur, Ayyampet - Muthialpet and Erode and Government of Tamil Nadu sanctioned the matching amount. Government of India sanctioned Rs. 61.14 lakhs for proposed textile dyeing Common Effluent Treatment Plants at Bhavani, B.P. Agraharam, Erode, Surampatty and Karur and Government of Tamil Nadu released the matching amount. The Board is closely monitoring all schemes and taking all necessary measures for early and effective implementation of all the schemes.

6-4 MANAGEMENT OF HAZARDOUS WASTE AND HAZARDOUS CHEMICALS.

With the diversified industrial growth now taking place, the Board is often called upon to meet emergencies. With the notification of the Hazardous Wastes (Management and Handling) Rules, 1989 and Manufacture, Storage and Import of Hazardous Chemicals Rules, 1989 under the Environment (Protection) Act, 1986, the responsibilities of the Board have been widened. Under the above Act, authorisation of the Board has to be obtained for Collection, Reception, Treatment, Storage and Disposal of Hazardous Wastes. Authorisations are being issued by the Board. Units involved in import of hazardous chemicals, isolated storage of hazardous chemicals and hazardous wastes generating units are being monitored by Board. Cell under the charge of a Senior Officer to look after the above works has been set up in the Board. A chemical Engineer has been posted in identified districts to be exclusively in charge of matters relating to hazardous wastes and hazardous chemicals. The Board has identified industries generating hazardous wastes in the state.

6-5. MOBILE LABORATORIES

The Board has to carry out on the spot analysis of effluent and ambient air quality in many cases. To enable the Board to meet this requirement, the Board has established six Mobile Laboratories at a cost of Rs. 15/- lakhs each capable of carrying out analysis of effluent, ambient air quality survey and stack monitoring. These Mobile labs. are stationed in vulnerable places like industrial Estates and cluster of industries, significant from the point of view of pollution.

CHAPTER VII

ENVIRONMENTAL RESEARCH:

7-1. NON POINT SOURCE POLLUTION ANALYSIS:

The Board has taken up the survey of non-point sources & pollution.

A total number of 9 points have been identified in Thanjavur District under Non-point source pollution Monitoring in river Cauvery, for the analysis of pollution caused by pesticides used in the field, which in turn runs off into rivers. These studies have been taken up from March 1993.

7-2. EIA STUDIES:

Environmental Impact Assessment Studies for assessing the suitability of site for the Common Hazardous Wastes, Treatment & Disposal Facility was carried out at Manallur Village near Gummidipoondi during the year 1992-93.

7-3. COASTAL STUDIES:

A study on the effects of discharges of industrial/domestic wastes, on the marine ecosystem was done along the shore line of Tamil Nadu coast during the year 1992-93.

CHAPTER - VIII

8-1. ENVIRONMENTAL TRAINING:

With a view to promote environmental awareness, Senior Officers, Engineers/ Scientists and also ministerial staff have participated in Training/Seminars/ Workshops all over India and abroad.

The Board has set-up an Environmental Pavillion inside the premises of the Periyar Science and Technology Centre at Kotturpuram. The Pavilion will have a permanent Exhibition Centre and an Auditorium with facilities like audio-visual equipments such as public address system, slide and over-head projectors, as well as 60 mm projector. These facilities are available for Non-Governmental organisations and other Institutions for conducting programmes on Environmental Protection.

8-2. ENVIRONMENTAL EDUCATION:

The Tamil Nadu Pollution Control Board enforces the Pollution Control Legislation in Tamil Nadu from 1982. However the response from the Industries, Local Bodies and Public are not up to expectation. This is due to the lack of understanding, responsibilities and awareness of Environment and Pollution Control among the industries and public. To give wide publicity about the activities of Pollution Control Board, the following competitions were conducted during 1992-93.

- Essay Competition for colleges and Post Graduate Students conducted on Anna's Birthday.
- The Painting Competition conducted for school students on Nehru's Birthday.

CHAPTER - IX.

ENVIRONMENTAL AWARENESS AND PUBLIC PARTICIPATION.

The Board has been playing a catalytic role in the creation of Environmental awareness among the public. It has been participating in Seminars and workshop related Environmental themes.

9.1. The Tamil Nadu Pollution Control Board Chairman's talk on "Coal and Clean Environment" was broadcast by All India Radio on 1.4.92.

9.2. An Environment Awareness Meeting was held at Hotel Connemara by the Tamil Nadu Pollution Control Board with Association of British Council Scholars on 25.4.92. The Chief Secretary to Government participated on that occasion.

9.3. Vehicle Emission Monitoring programme was inaugurated on 1.5.92 for monitoring emission from goods transport in Madras City.

9.4. A symposium on Environment was conducted by Tamil Nadu Pollution Control Board and Anna University at Hotel Park Sheraton on 18.5.92 to 20.5.92.

9.5. An interview with the Chairman, Tamil Nadu Pollution Control Board, was telecast by the Doordarshan Kendra, Madras on Earth Summit day on 20.5.1992.

9.6. The Foundation stone laying function for the construction of Common Effluent Treatment Plant at Ranipet, SIDCO, was attended by the Chairman, Tamil Nadu Pollution Control Board, on 22.5.1992. Honourable Food Minister and Honourable Public Works Minister participated.

9.7. A team of Members of Karnataka Pollution Control Board visited the Tamil Nadu Pollution Control Board to know the overall working in Technical, Administration and Public Relations Wing of the Board.

9.8. A meeting about Road Safety was convened by Tamil Nadu Pollution Control Board and Noel Arts and Advertising on 25.9.92.

9.9. Republic Day Float put up by the Board in the Republic Day Pageantry won the III prize.

9.10. A National Seminar on "National Resource Management" was conducted by Tamil Nadu Pollution Control Board and Loyola College, Madras on 23.7.92.

CHAPTER - X.

ENVIRONMENTAL STANDARDS.

The Board has evolved standards for trade effluents depending upon the mode of disposal either into inland surface waters, sewer, marine coastal areas or on land. Treated effluent from the industries must satisfy these standards.

Tamil Nadu Pollution Control Board is monitoring the units so that they adhere to the standards prescribed by the Board.

The Board has evolved Ambient Air Quality standards and emission standards for certain specific industries.

CHAPTER - XI.

PROSECUTION LAUNCHED & CONVICTIONS SECURED FOR ENVIRONMENTAL POLLUTION CONTROL.

6 cases were filed under the Water (Prevention and Control of Pollution) Act, 1974 and 6 cases were filed under the Air (Prevention and Control of Pollution) Act, 1981 during the year 1992 - 93.

6 cases were disposed off under the Water Act and 1 case was disposed off under the Air Act during the said period.

CHAPTER - XII.

FINANCE AND ACCOUNTS OF THE BOARD.

(Provisional figures subject to audit)

Rs.in Lakhs

The Financial Year 1992 - 93 started with an opening balance of	24.59
Expenditure during the Year 1992 - 93	595.37
Receipts was	878.79
Closing balance as on 31.3.93	308.01

DETAILS AS FOLLOWS:

Receipts of the Board-Grants received from STATE	22.97
Receipts of the Board Grants received from CENTRAL GOVERNMENT	15.00
Consent Fees	587.01
Monitoring and Analysis Charges	86.32
Cess	103.42
Sale of Application Form & Books	5.83
Others	58.24
Total	878.79

EXPENDITURE:

Revenue:

1. Salary and GPF	252.99
2. T.A and L.T.C	9.43
3. Office Expenditure (Stationery, Rent, Vehicle, Telephone, Printing, Hospitality, etc.)	<u>82.99</u> 345.41

Capital :

1. Fixed Assets	9.75
2. Other Assets	228.20
3. Advance of Staff	<u>12.01</u>
	249.96

595.37

CHAPTER - XIII

ANNUAL PLAN 1993 - 94.

OUTLAY AND EXPENDITURE STATE SCHEMES.

(RS. IN LAKHS)

Sl.No.	Head of Development Group Head/Name of Scheme	Eighth Five Year Plan Outlay 1990-95	Actual Expenditure 1991-92	1992-93		1993-94	
				Approved outlay	Anticipated Expenditure	Proposed outlay	Of which capital content (Tentative).
1.	State Plan						
2.	Prevention of Air & Water Pollution.						
3.	Control of Water and Air Pollution.	2000.00	37.72	22.97	22.97	35.00	35.00

CHAPTER - XIV

14.1. EMERGENCY RESPONSE CENTRE

With increasing industrialisation and induction of new Technology, there is an increase in the number of chemical industries and use of hazardous substances. There is a great potential for accidents occurring during operation, transportation, or handling of hazardous materials which would cause loss of life and property. It is proposed to establish an Emergency Response Centre in a phased manner at the major chemical complexes in Tamil Nadu namely Manali, Mettur, Cuddalore and Tuticorin which will provide prompt relief and initiate measures to cope with the hazardous chemicals. As a first step during the year 1992-93, this facility is being established for the Manali Area.

The total project cost is approximately Rs. 53 lakhs out of which for the year 1992 - 93 a sum of Rs. 10.32 lakhs has been released by the Government as grant under Part - II Scheme. The remaining amount is to be provided by the Board. This is a round the clock facility to handle any emergencies. The proposals include establishment of data base on hazardous chemicals, clean up technology, computer facility, modem, repeater station, Emergency van with trained personnel and minimum protective equipment etc.

Industries situated at Manali-Ennore area of Chengalpattu MGR District and the industries in Madras District will be benefited by this facility.

14.2 MONITORING OF ECOLOGICALLY SENSITIVE AREAS.

Ecologically sensitive areas like Pichavaram Mangrove Forests, Kodaikanal and Ooty lakes etc., are nature's gift and need to be protected and pollution in the vicinity of these areas needs to be monitored. A strategy for treatment of pollutants and protection of these areas needs to be evolved. The Board has taken up monitoring of ecologically sensitive areas.

14.3 COASTAL MONITORING-ON-SHORE DISCHARGES:

Tamil Nadu has a 1000 KM long coast line. There are petrochemical, fertiliser and chemical industries which discharge their treated effluent into the sea. Besides, the confluence point of rivers with the sea has to be monitored to assess the pollution load brought by them. To start with, on-shore discharges have been identified and are monitored so that the pollution load discharged into the sea could be assessed and corrective action taken. For the year 1992-93, a sum of Rs. 1.17 lakhs has been released by Government for monitoring on-shore discharges.

14.4. AMBIENT AIR QUALITY SURVEY IN MAJOR CITIES:

With the increased industrial activity in the vicinity of major cities, the Ambient Air Quality is influenced by the emissions from these industries. These emissions have to satisfy the standards prescribed by the Board so that there are no adverse effects. Hence Ambient Air Quality Monitoring Stations have been established in the vicinity of Madras, Coimbatore and Tuticorin to measure the level of air pollutants in Ambient Air.

14.5. SUSTAINABILITY STUDY OF MANALI AREA:

Manali area is a large industrial complex and the pressure is to locate more industries there. At present there is no reliable data on the capability of the existing receiving bodies to meet the increased pollution loads. To assess the sustainability of the area, a study has been initiated at a cost of Rs. 30 lakhs. The Centre for Pollution Control, and Bio-Waste Energy, Pondicherry (Central) University, has been assigned the work and it is in progress.

14.6. MONITORING OF AUTOMOBILE EXHAUST:

With the increase in number of vehicles, Air Pollution caused in Major cities by Vehicular Emission is of concern. Control of Pollution from automobile exhaust has been initiated at National Level. Monitoring of automobile emission in Madras City has been taken up. The Board has established five stations during May 1992 to check the vehicular emission. Goods Transport vehicles are referred to the nearest Board facility for check. Only on production of a certificate from the Board that the emission satisfies the standards, FC is issued by the Transport Department. Proposals are underway to extend the scheme to nearby Chengai-MGR District and to ecologically sensitive hill stations of Ooty and Kodaikanal.

ANNEXURE - I

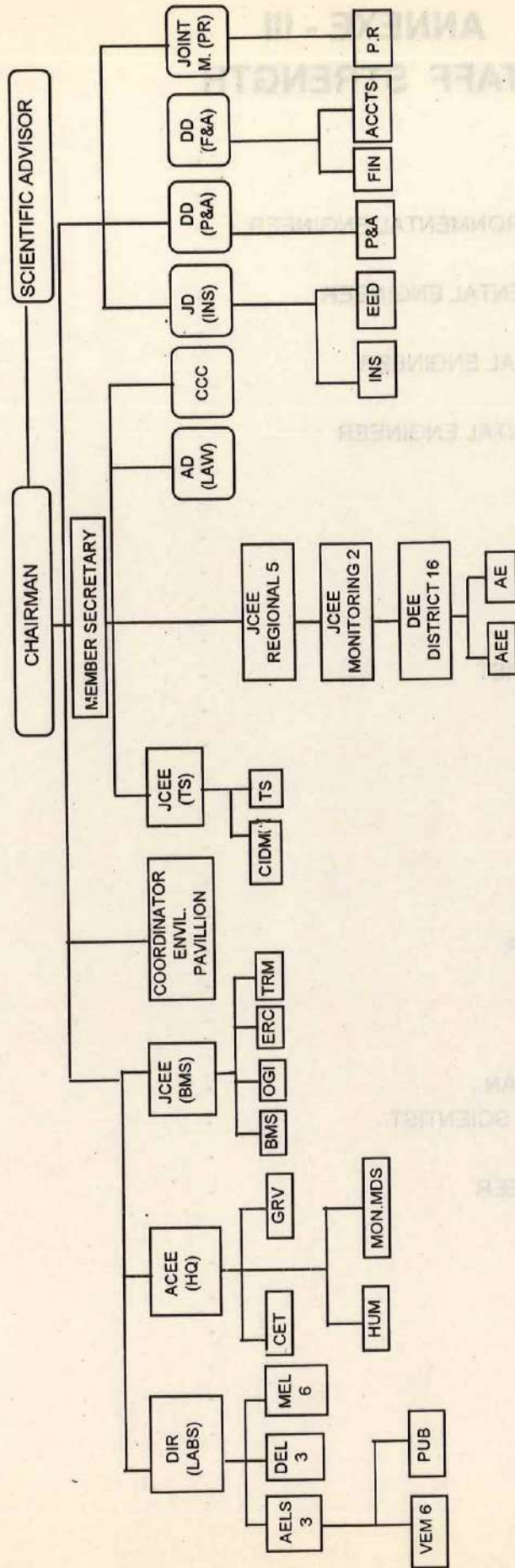
LIST OF BOARD MEMBERS

I. OFFICIALS NOMINATED BY STATE GOVERNMENT TO REPRESENT STATE GOVERNMENT (5).

Sl. No.	Name & Address.		Period	
			From	To
1.	Thiru. P.M. Belliappa, I.A.S.,	Chairman	01.04.92	Till date.
2.	Thiru. Rajeev Ranjan, I.A.S., Deputy Secretary to Government, Finance Department, Fort. St. George, Madras - 9.	Member	01.04.92	29.07.92
3.	Thiru. N. Kuppaswamy, Deputy Director (Finance), Finance Department, Fort St. George, Madras - 9.	Member	29.07.92	10.11.92
4.	Thiru.G.K. Pitchandy, Additional Secretary to Government, Finance Department, Fort St. George, Madras - 9.	Member	11.11.92	28.02.93
5.	Tmt. S. Malathy, I.A.S., Additional Secretary to Government, Finance Department, Fort St. George, Madras - 9.	Member	01.03.93	Till date
6.i.	Thiru. J.V. Chandrasekaran, I.A.S., Director of Town and Country Planning, Madras - 2.	Member	1.3.93	14.3.93
ii.	Thiru. Surjit K. Chaudhary, I.A.S., Director of Town and Country Planning, Madras - 2.	Member	14.3.93	Till date
7.	Dr. A. Ramalingeswara Rao, Director of Public Health and Preventive Medicine, Madras - 6.	Member	1.4.92	Till date
8. i.	Thiru A.S. Jeyasingh Deputy Secretary to Government, Environment & Forests Department, Fort. St. George, Madras - 9.	Member	1.4.92	1.3.93.
8.ii.	Thiru K.R.Venkatraman, Additional Secretary to Government, Environment & Forests Department, Madras - 9.	Member	1.3.93	12.4.93

- iii. Tmt. Mary Victor,
Joint Secretary to
Government, Environment &
Forests Department,
Fort. St. George, Madras - 9. Member 12.4.93 Till date
9. Thiru A. Shenbagam,
Member Secretary,
State level Task Force,
Expert Committee,
616, III Floor, Annasalai, Madras -6. 1.4.92 Till date
10. PERSONS NOMINATED BY THE STATE GOVERNMENT TO REPRESENT
THE COMPANIES CONTROLLED (OR) MANAGED BY STATE GOVERNMENT.
- 10.i. Thiru V.K.Subburaj, I.A.S. Member 1.4.92 Till date
Managing Director,
TWAD Board, Chepauk,
Madras - 5.
- ii. Thiru M. Thangavelu, Member 1.4.92 Till date
General Manager,
Planning & Development,
Sipcot, 19-A, Marshall Road,
Madras - 8.
11. Thiru G. Rengasamy, Member 1.4.92 Till date
Secretary

TAMILNADU POLLUTION CONTROL BOARD - ORGANISATION CHART



ABBREVIATIONS USED

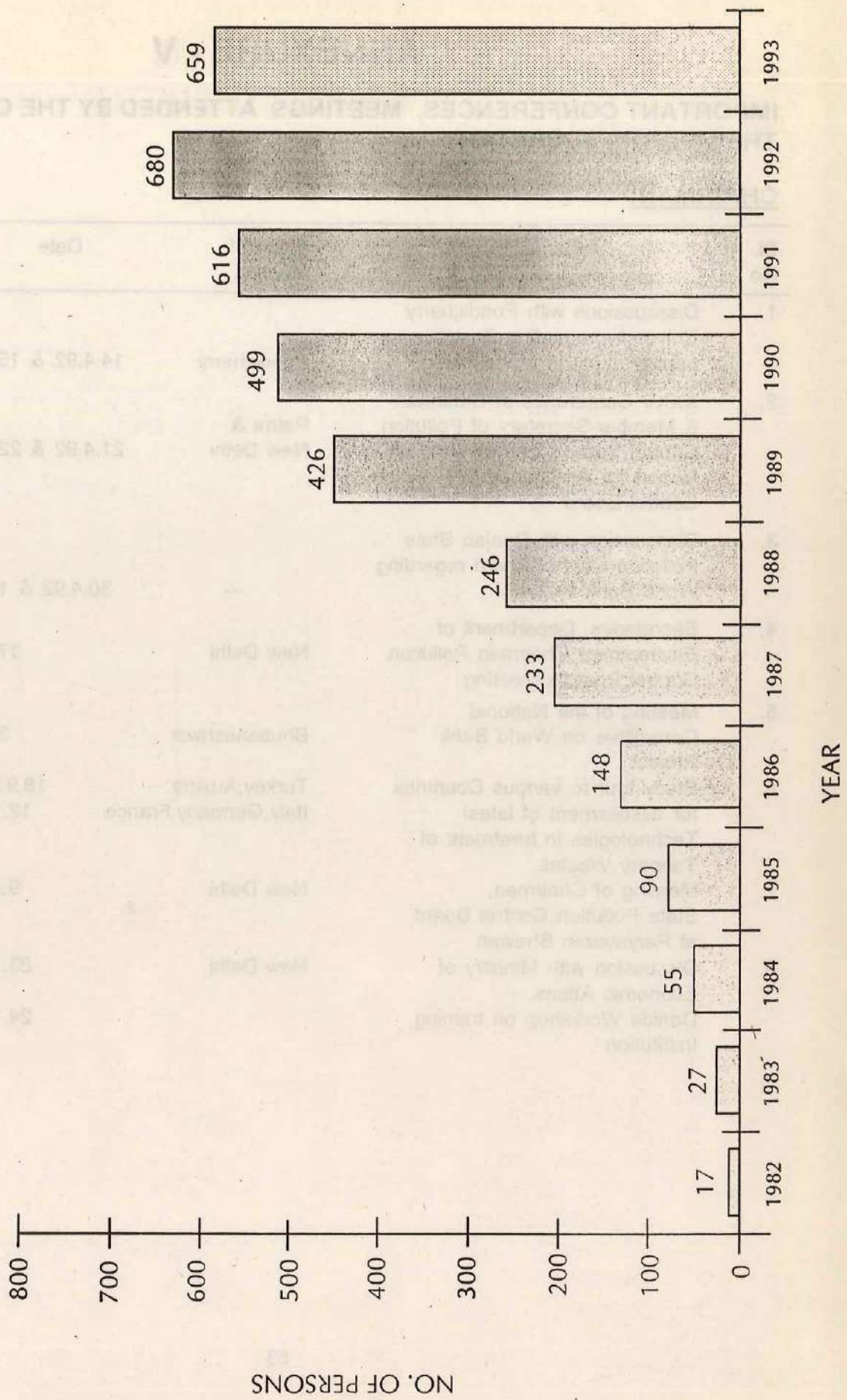
DIR	---	DIRECTOR
ACEE	---	ADDL. CHIEF ENVIRONMENTAL ENGINEER
JCEE (BMS)	---	JOINT CHIEF ENVIRONMENTAL ER. - BOARD MEETING
JCEE (TS)	---	JOINT CHIEF ENVIRONMENTAL ER. - TECHNICAL SERVICES
AD (LAW)	---	ASSISTANT DIRECTOR (LAW)
JD (INS)	---	JOINT DIRECTOR (INS.)
AD (VEM)	---	ADDITIONAL DIRECTOR (VEHICLE EMISSION MONITORING)
DD (F&A)	---	DEPUTY DIRECTOR (FINANCE & ACCOUNTS)
DD (P&A)	---	DEPUTY DIRECTOR (PERSONNEL & ADMN.)
AEL	---	ADVANCED ENVIRONMENTAL LABORATORY
DEL	---	DISTRICT ENVIRONMENTAL LABORATORY
MEL	---	MOBILE ENVIRONMENTAL LABORATORY
GRV	---	GRIEVANCE CELL
BMS	---	BOARD MEETING SECTION

OGI	---	ORANGE & GREEN INDUSTRIES
DMC	---	DATA MANAGEMENT CELL
PUB	---	PUBLICATION LIBRARY
LIB	---	HAZARDOUS WASTES MANAGEMENT
HWWM	---	CONSENT CLEARANCE COMMITTEE
CCC	---	TRAINING
TRN	---	COMMON EFFLUENT TREATMENT PLANT
CET	---	PERSONNEL AND ADMINISTRATION
P&A	---	PUBLIC RELATIONS BRANCH
PRB	---	ENVIRONMENTAL EDUCATION
EED	---	FINANCE
FIN	---	ACCOUNTS
ACCTS	---	JOINT CHIEF ENVIRONMENTAL ENGINEER
JCEE	---	DISTRICT ENVIRONMENTAL ENGINEER
DEE	---	ASSISTANT ENVIRONMENTAL ENGINEER
AEE	---	ASSISTANT ENGINEER
AE	---	

ANNEXE - III STAFF STRENGTH

1. CHAIRMAN	-	1
2. MEMBER SECRETARY	-	1
3. ADDITIONAL CHIEF ENVIRONMENTAL ENGINEER	-	1
4. JOINT DIRECTOR	-	1
5. JOINT CHIEF ENVIRONMENTAL ENGINEER	-	2
6. DEPUTY DIRECTOR	-	2
7. DISTRICT ENVIRONMENTAL ENGINEER	-	10
8. ASSISTANT DIRECTOR	-	3
9. ASSISTANT ENVIRONMENTAL ENGINEER	-	10
10. ADDITIONAL MANAGER	-	7
11. ASSISTANT ENGINEER	-	124
12. JOINT MANAGER	-	3
13. DEPUTY MANAGER	-	8
14. LIBRARIAN GRADE II	-	1
15. ASSISTANT MANAGER	-	13
16. ENVIRONMENTAL SCIENTIST	-	51
17. GENERAL ASSISTANT	-	39
18. ASSISTANT	-	99
19. DATA ENTRY OPERATOR	-	1
20. TYPRIST	-	56
21. STENO-TYPIST II	-	3
22. STENO-TYPIST	-	32
23. TELEPHONE OPERATOR	-	2
24. ELECTRICAL SUPERVISOR	-	1
25. STORE KEEPER	-	1
26. DRIVER	-	48
27. FIELD ASSISTANT	-	38
28. ASSISTANT DRAUGHTS MAN	-	3
29. JUNIOR ENVIRONMENTAL SCIENTIST	-	9
30. METROLOGIST	-	2
31. INSTRUMENTATION ENGINEER	-	1
32. LAB ATTENDER	-	8
33. RECORD CLERK	-	1
34. OFFICE ASSISTANT	-	63
35. DESPATCH RIDER	-	1
36. WATCHMAN	-	11
37. SWEEPER	-	1
38. CLEANER	-	1
TOTAL	-	<hr style="width: 100%; border: 0.5px solid black;"/> 659 <hr style="width: 100%; border: 0.5px solid black;"/>

Annexure - IV
TAMILNADU POLLUTION CONTROL BOARD
 ORGANISATIONAL GROWTH 1992 - 93



ANNEXURE - V

IMPORTANT CONFERENCES, MEETINGS ATTENDED BY THE CHAIRMAN AND THE MEMBER SECRETARY.



CHAIRMAN:

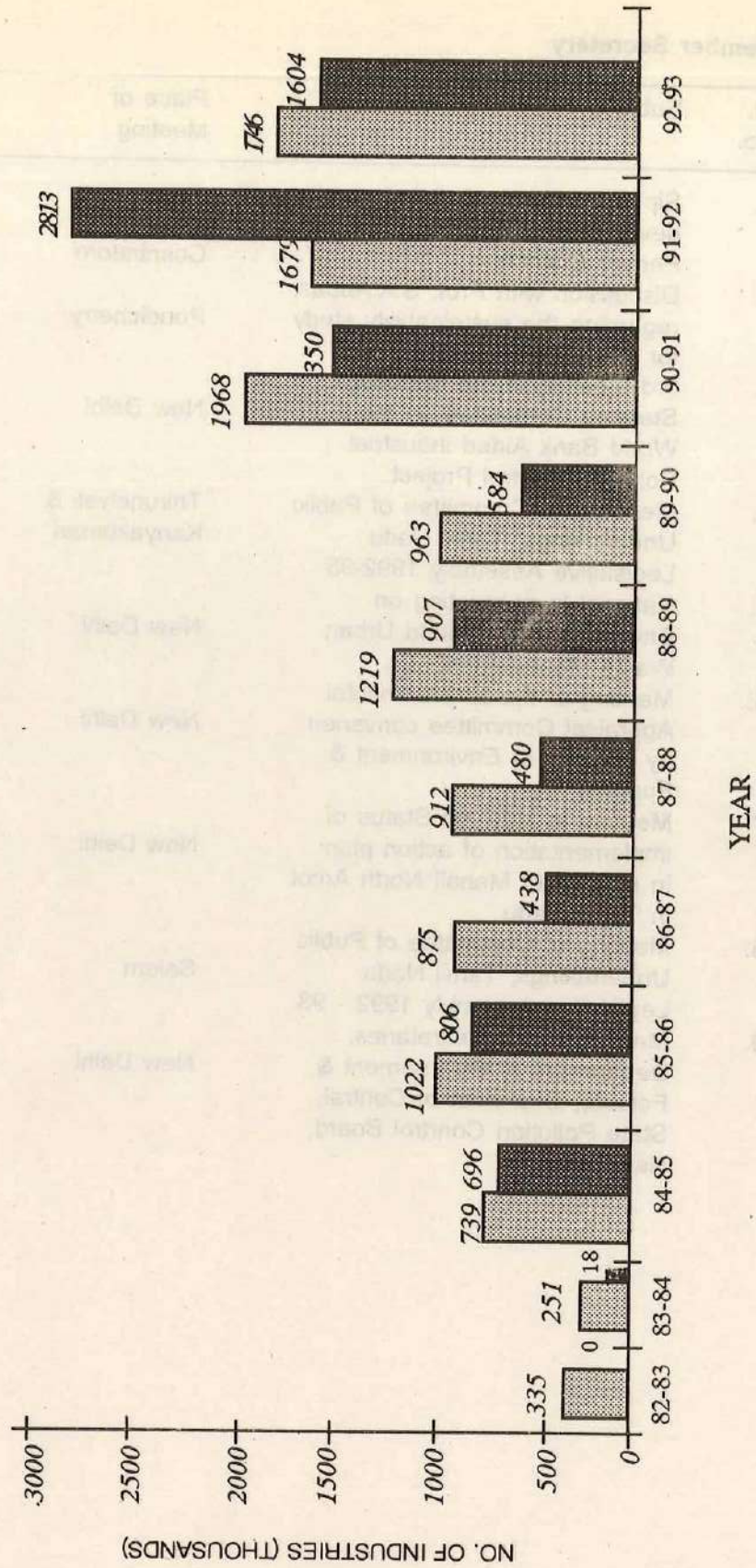
Sl. No	Subject	Place of Meeting	Date
1.	Discussions with Pondicherry University regarding Sustainability study in Manali Area.	Pondicherry	14.4.92 & 15.4.92
2.	XXXV Conference of Chairman & Member-Secretary of Pollution Control Board's and Meeting on Report for Assistance to Pollution Control Board	Patna & New Delhi	21.4.92 & 22.4.92
3.	Discussion with Punjab State Pollution Control Board regarding World Bank Project	---	30.4.92 & 1.5.92
4.	Secretaries, Department of Environment, Chairman Pollution Control Board's Meeting	New Delhi	17.8.92
5.	Meeting of the National Committee on World Bank Project	Bhubaneshwar	3.9.92
6.	Study tour to various Countries for assessment of latest Technologies in treatment of Tannery Wastes	Turkey, Austria, Italy, Germany, France	18.9.92 to 12.10.92
7.	Meeting of Chairman, State Pollution Control Board at Paryavaran Bhawan	New Delhi	9.11.92
8.	Discussion with Ministry of Economic Affairs, Danida Workshop on training Institution	New Delhi	23.11.92 to 24.11.92

Member Secretary

Sl. No.	Subject	Place of Meeting	Date
1.	Sipcot Workshop on industrial development of Coimbatore and Periyar Districts.	Coimbatore	29.5.92
2.	Discussion with Prof. S.A.Abbasi regarding the sustainability study for manali area	Pondicherry	15.7.92
3.	3rd Meeting of the National Steering Committee on the World Bank Aided industrial Pollution Control Project.	New Delhi	30.7.92
4.	Meeting of Committee of Public Undertakings, Tamil Nadu Legislative Assembly 1992-93	Thirunelveli & Kanyakumari	25.8.92 26.8.92
5.	National level meeting on Environmentally Sound Urban Waste Management	New Delhi	02.09.92
6.	Meeting of the Environmental Appraisal Committee convened by Ministry of Environment & Forests.	New Delhi	22.10.92
7.	Meeting in MEF on Status of implementation of action plan in respect of Manali North Arcot in Tamil Nadu	New Delhi	23.11.92
8.	Meeting of Committee of Public Undertakings, Tamil Nadu Legislative Assembly 1992 - 93	Salem	6.1.93
9.	Meeting of the Secretaries, Department of Environment & Forests, Chairman of Central, State Pollution Control Board, New Delhi.	New Delhi	25.1 .93.

ANNEXURE - VI
TAMILNADU POLLUTION CONTROL BOARD
CONSENT APPLIED / ISSUED UNDER WATER ACT

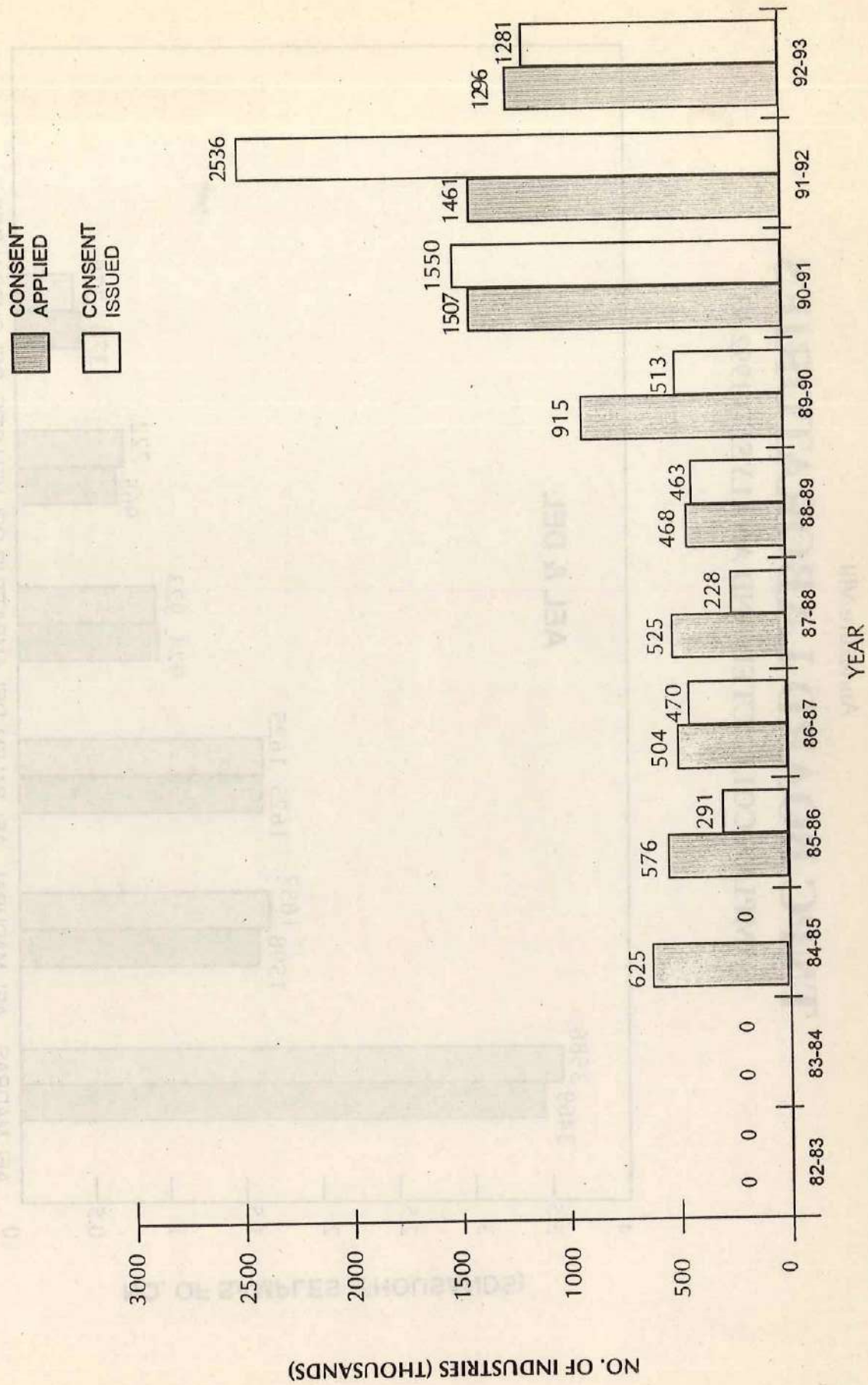
 CONSENT APPLIED
 CONSENT ISSUED



Annexure - VII

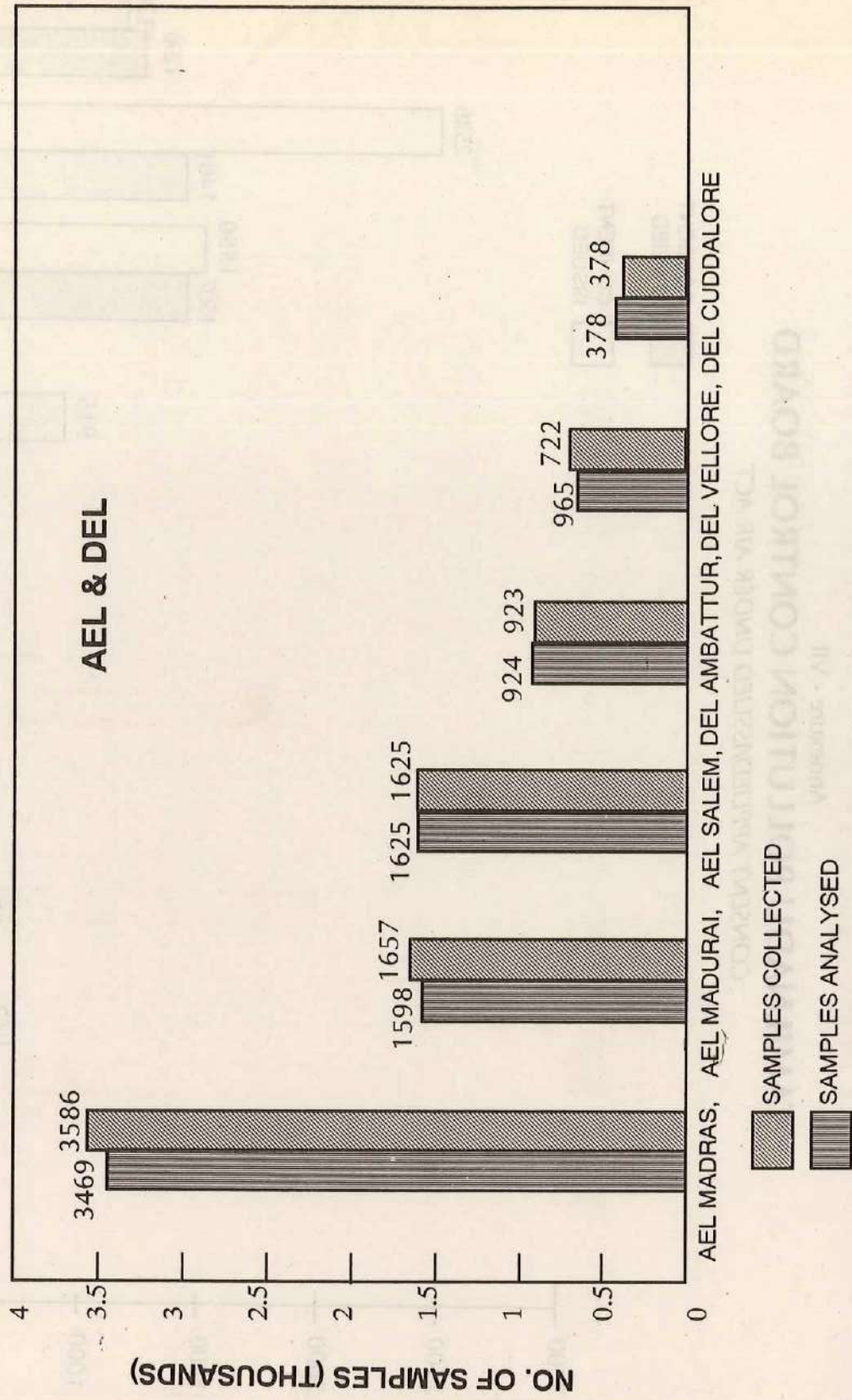
TAMILNADU POLLUTION CONTROL BOARD

CONSENT APPLIED/ISSUED UNDER AIR ACT



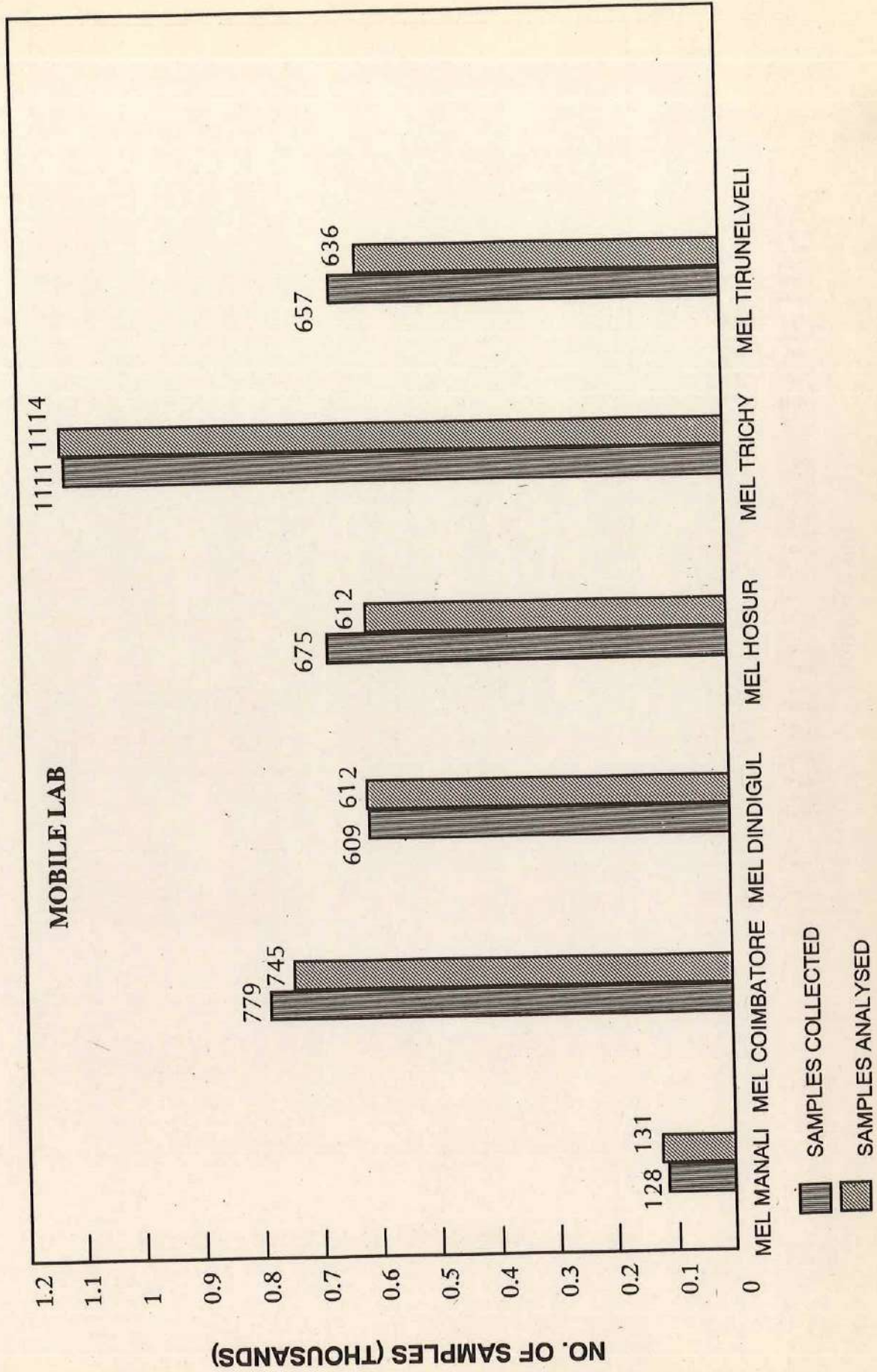
TNPC BOARD LABORATORIES

SAMPLES COLLECTED AND ANALYSED 1992-93



TNPC BOARD LABORATORIES

SAMPLES COLLECTED AND ANALYSED 1992-93



ANNUAL ACCOUNTS

1992 - 93

TAMIL NADU POLLUTION CONTROL BOARD

Madras 600 004.

TAMIL NADU POLLUTION CONTROL BOARD
Receipts and Payments Account for the year
See Note 10 on the Tamil Nadu Budget

RECEIPTS AND PAYMENTS ACCOUNT	90
-------------------------------	----

PREVIOUS YEAR	RECEIPTS	ENDING BALANCE
24,27,860.23	24,16,251.98	24,16,251.98
11,73,75.94	44,37,73.38	44,37,73.38
2,06,602.27	12,39,913.30	12,39,913.30
	<u>38,94,938.66</u>	<u>38,94,938.66</u>

INCOME AND EXPENDITURE ACCOUNT FOR THE YEAR ENDED 31ST MARCH 1993	94
--	----

INCOME	EXPENDITURE
A. Grants (see page 94)	A. Grants
B. Govt. Application	B. Govt. Application
C. Govt. Fees	C. Govt. Fees
D. Govt. Collection	D. Govt. Collection
E. Interest on Investment	E. Interest on Investment
	F. Other Expenditure
	G. Contingencies
	H. Other
	<u>38,94,938.66</u>

BALANCE SHEET AS AT 31ST MARCH 1993	98
--	----

ASSETS	LIABILITIES
A. Fixed Assets	A. Other Income
B. Current Assets	B. Other Income
	C. Other Income
	<u>38,94,938.66</u>

TAMIL NADU POLLUTION CONTROL
Receipt and Payments Account for the year
 See Rule 36 of the Tamil Nadu Water

PREVIOUS YEAR Rs.P	RECEIPTS	TOTAL OF SUB HEADS Rs. P.	TOTAL OF MAJOR HEADS Rs. P.
	OPENING BALANCE		
54,57,896.53	BANK	24,16,271.99	
21,575.94	CASH	43,277.39	
2,98,690.55	Funds in Transit	15,39,913.40	
			39,99,462.78
	I. GRANTS RECEIVED		
37,99,469.00	A. From Government	22,97,000.00	
-----	B. From other Agencies	15,90,000.00	
			38,87,000.00
	II. FEES		
-----	A. Consultant Registration Fees	55,050.00	
6,96,940.00	B. Cost of Application	5,80,325.00	
3,40,40,629.10	C. Consent Fees	3,99,50,885.50	
45,63,329.25	D. Cess Collection	1,45,72,899.19	
			5,51,59,159.69
4,87,227.31	III. INTEREST ON INVESTMENT		56,81,592.00
	IV. MISCELLANEOUS RECEIPTS		
1,08,46,843.40	A. Others (Schedule-A)	1,08,14,164.90	
67,63,229.00	B. Cess Reimbursement	1,03,41,793.00	
			2,11,55,957.90
6,69,75,830.08	C/o		8,98,93,172.37

BOARD, MADRAS - 4.

Ended 31st March 1993.

(Prevention and Control of Pollution) Rules, 1983

PREVIOUS YEAR	PAYMENTS	TOTAL OF SUB HEADS	TOTAL OF MAJOR HEADS
Rs . P		Rs. P.	Rs. P.
	I. CAPITAL EXPENDITURE		
68,32,354.20	a. Assets : Land Advances and Buildings Development	1,75,65,381.27	
25,75,769.65	b. Laboratory Equipment	1,43,141.35	
69,319.70	c. Vehicles	14,362.00	
3,902.40	d. Furniture & Fixures	1,96,408.60	
3,39,441.00	e. Office Appliances	40,092.50	
73,500.00	f. Software Development	----	
-----	g. Miscellaneous Stores	----	
7,178.00	h. Electrical Installations	17,019.00	
57,283.45	i. Library Books	22,863.60	
----	j. Hazardous Waste Management Schemes Equipment	22,417.00	
		1,80,21,685.32	
	II. REVENUE EXPENDITURE		
	A. ADMINISTRATIVE		
2,18,13,472.15	i. Salaries	2,12,11,236.57	
16,88,494.75	ii. Pension contribution	3,98,178.40	
5,63,422.75	iii. Contingent Expenditure	14,74,544.05	
-----	iv. Surrender Leave Salary	7,41,527.20	
-----	v. Bonus	4,79,520.00	
-----	vi. Medical Expenses	12,31,613.78	
		2,55,36,620.00	
	B. BOARD LABORATORY		
23,33,053.51	i. Running Expenses of Lab		10,03,427.10
3,63,57,191.56	C/o		4,45,61,732.42

**TAMIL NADU POLLUTION CONTROL
RECEIPTS AND PAYMENTS ACCOUNT FOR THE YEAR**

See Rule 36 of the Tamil Nadu Water

PREVIOUS YEAR	RECEIPTS	TOTAL OF SUB HEADS	TOTAL OF MAJOR HEADS
Rs. P.		Rs. P.	Rs. P.
6,69,75,830.08	B / F.		8,98,93,172.37
	V. DEPOSITS & ADVANCES		
6,80,424.00	i. EMD Received	896, 267.20	
1,90,127.10	ii. Security Deposit	19,560.00	
-----	iii. F.B.F. Account	-----	
1,94,480.60	iv. Advance to staff (Schedule-B)	4,23,811.70	
6,90,14,042.88	v. Short Term Deposit	15,41,60,183.00	
	vi. Refundable Performance Guarantee Deposit	1,87,62,884.50	
55,91,500.00	VI. LONG TERM DEPOSIT	---	
56,807.50	VII. OTHERS (SCHEDULE-E-I)	3,61,72,328.45	
67,17,831.89		<u>21,04,35,034.85</u>	
37,73,999.00	VIII. BANK TERM LOAN		2,00,00,000.00
<u>15,31,95,043.05</u>	Total		<u>32,03,28,207.22</u>

Madras
29.9.1993.

(Sd.) D. Kannan
Dy. Director (F & A)

(Sd.) G. Rengasamy
Member Secretary

BOARD, MADRAS - 4.

ENDED 31ST MARCH 1993

(Prevention and Control of Pollution) Rules 1983

PREVIOUS YEAR	PAYMENTS	TOTAL OF SUB HEADS	TOTAL OF MAJOR HEADS
Rs. P.		Rs. P.	Rs. P.
3,63,57,191.56	B / F		4,45,61,732.42
16,19,883.70	C. Running and Maintenance of Vehicle		16,71,235.14
	D. REPAIRS AND MAINTANANCE		
	i. Building and Land (including Rent if any, repairs and Maintenance of Building)	-----	
24,78,372.20	Rent	27,91,411.60	
21,793.85	ii. Furniture & Fixtures	3,599.40	
----	iii. Scientific Instruments	1,17,152.35	
1,57,568.80	iv. Office Appliances	1,81,516.35	
4,302.00	v. Electrical Installation	6,817.90	
		-----	31,00,497.60
40,000.00	E. FEES TO CONSULTANTS AND SPECIALISTS		67,400.00
44,131.75	F. LAW CHARGES		6,263.00
48,82,803.31	G. MISCELLANEOUS (SCHEDULE-C)		68,93,241.21
92,480.00	H. FEES FOR AUDIT		60,000.00
	III. MICELLANEOUS		
46,65,072.55	i. Cess Remittance		1,21,66,065.47
38,39,877.86	IV. ADVANCES (SCHEDULE-D)		7,62,132.75
	V. DEPOSITS		
7,50,25,306.38	i. Short term Deposit	21,77,06,355.00	
-----	ii. Depreciation Fund Investment	-----	
1,69,59,290.56	iii. Others (Schedule - E)	1,23,24,996.17	
30,07,505.75	iv. Long Term Deposit	1,20,00,000.00	
		-----	24,20,31,351.17
	Bank Term Loan (Indian Bank)		37,73,999.00
	CLOSING BALANCE :		
24,16,271.99	Cash at Bank	21,92,711.87	
43,277.39	Cash on Hand	31,612.24	
1539913.40	Funds in Transit	30,09,965.35	52,34,289.46
15,31,95,043.05	Total		32,03,28,207.22

(Sd.) R. Varadharajulu
Chairman

As per our report of even
dated for ESGEEAAR ASSOCIATES
(Sd.) S.G. Ramachandran
Partner
Chartered Accountant

TAMIL NADU POLLUTION CONTROL
ANNUAL STATEMENT
INCOME AND EXPENDITURE ACCOUNT FOR
 See Rule 36 of the Tamil Nadu Water

PREVIOUS YEAR	EXPENDITURE	TOTAL OF SUB HEADS	TOTAL OF MAJOR HEADS
Rs. P.		Rs. P.	Rs. P.
	REVENUE EXPENDITURE		
	A. ADMINISTRATIVE		
13,96,343.61	i. Pay of Officers	5,04,977.50	
1,02,46,349.95	ii. Pay of Establishment	1,09,04,269.34	
1,10,62,778.08	iii. Allowance and Honoraria (Sch.F)	1,44,59,456.11	
9,48,984.75	iv. Contribution to Gratuity & Pension Provision for Pension	21,58,470.40	
----	v. Surrender Leave Salary	7,65,528.20	
		<hr/>	2,87,92,701.55
5,25,496.14	B. RUNNING EXPENSES OF LABORATORIES		7,21,144.82
16,42,939.84	C. RUNNING AND MAINTANANCE OF VEHICLES (Sch.G)		17,64,671.19
21,793.85	D. MAINTANANCE AND REPAIRS		
	i. Furniture & Fixtures	3,599.40	
4,58,188.85	ii. Scientific Instrument & Office Appliances	3,04,074.95	
4,302.00	iii. Electrical Installation	6,977.90	
		<hr/>	3,14,652.25
<hr/>	C/o		<hr/>
2,63,07,177.07			3,15,93,169.81

BOARD, MADRAS - 4.

OF ACCOUNT

THE YEAR ENDED 31ST MARCH 1993

(Prevention and Control of Pollution) Rules 1983

PREVIOUS YEAR	INCOME	TOTAL OF SUB HEADS	TOTAL OF MAJOR HEADS
Rs. P.		Rs. P.	Rs. P.
	I. GRANTS RECEIVED		
37,99,469.00	a. From Government	22,97,000.00	
----	b. From other Agencies -		
<u>37,99,469.00</u>	Central Government	<u>15,90,000.00</u>	
	Total	<u>38,87,000.00</u>	
	LESS : Amount received		
<u>35,42,000.00</u>	for Capital Expenditure	<u>20,50,000.00</u>	
	Net grant available for		
2,57,469.00	Revenue Expenditure		18,37,000.00
3,45,49,069.69	II. FEES (Sch.I)		4,66,72,403.00
	III. SERVICES & RENTAL CHARGES		
72,31,464.50	(Lab Analysis Charges -- Sch.I)		85,41,901.85
	IV. MISCELLANEOUS RECEIPTS		
1,65,925.95	i. Others (Sch.K)	1,31,200.95	
67,63,229.00	ii. Cess Reimbursement	1,03,41,793.00	
49,500.00	iii. Consultant Registration Fees	<u>54,050.00</u>	
			<u>1,05,27,043.95</u>
26,82,696.40	V. INTEREST ON INVESTMENT		72,69,617.00
<u>5,16,99,354.54</u>	C/o.		<u>7,48,47,965.80</u>

TAMIL NADU POLLUTION CONTROL
ANNUAL STATEMENT
INCOME AND EXPENDITURE ACCOUNT FOR
 See Rule 36 of the Tamil Nadu Water

PREVIOUS YEAR Rs. P.	EXPENDITURE	TOTAL OF SUB HEADS Rs. P.	TOTAL OF MAJOR HEADS Rs. P.
2,63,07,177.07	B/F		3,15,93,169.81
40,000.00	E. FEES TO CONSULTANTS AND SPECIALISTS		27,400.00
42,731.75	F. LAW CHARGES		6,263.00
37,07,537.25	G. DEPRECIATION (FORM XV)		29,86,120.00
73,35,006.67	H. MISCELLANEOUS (Sch.H)		77,76,160.49
77,480.00	I. FEES FOR AUDIT		15,000.00
141,89,421.80	J. EXCESS OF INCOME OVER EXPENDITURE		3,24,43,852.50
-----	K. Note to B/S (Sch.T)		-----
<u>5,16,99,354.54</u>	Total		<u>7,48,47,965.80</u>

MADRAS
DATE : 29.09.1993

(Sd.) D. Kannan
DY. Director (F&A)

(Sd.) C. Rengasamy
Member Secretary

BOARD, MADRAS - 4.

OF ACCOUNT

THE YEAR ENDED 31ST MARCH 1993

(Prevention and Control of Pollution) Rules 1983

PREVIOUS YEAR	INCOME	TOTAL OF SUB HEADS	TOTAL OF MAJOR HEADS
Rs. P.		Rs. P.	Rs. P.
5,16,99,354.54	B/F		7,48,47,965.80
<hr/>			
5,16,99,354.54			7,48,47,965.80
<hr/>			
5,16,99,354.54			7,48,47,965.80
<hr/>			
5,16,99,354.54			7,48,47,965.80
<hr/>			
5,16,99,354.54			7,48,47,965.80
<hr/>			
5,16,99,354.54			7,48,47,965.80
<hr/>			
5,16,99,354.54			7,48,47,965.80
<hr/>			
5,16,99,354.54	Total		7,48,47,965.80
<hr/>			

(Sd.) R. Varadharajulu
Chairman

As per our report of even dated
for ESGEEAAR ASSOCIATES

(Sd.) S.G. Ramachandran
Partner
Chartered Accountant

TAMIL NADU POLLUTION CONTROL

ANNUAL STATEMENT
BALANCE SHEET AS

See Rule 36 of the Tamil Nadu Water

PREVIOUS YEAR	LIABILITIES	TOTAL OF	TOTAL OF
		SUB HEADS	MAJOR HEADS
Rs. P.		RS. P.	RS. P.
	A. CAPITAL FUND		
	a. GRANTS		
2,26,65,547.18	i. Grants received from Govern- ment for Capital Expenditure as on 01.04.92	2,78,07,547.18	
35,42,000.00	ii. Grants received from Govern- ment for capital Expenditure during the current year and utilised upto 31.03.93	20,50,000.00	
16,00,000.00	iii. Grants received towards specific schemes	-----	
<u>2,78,07,547.18</u>			<u>2,98,57,547.18</u>
	B. EXCESS OF INCOME OVER EXPENDITURE		
2,83,15,969.32	i. As at 01.04.92	3,93,56,131.08	
(+)5,58,277.21	ii. LESS: Prior Period Adjustment (Sch.L)	<u>16,62,171.00</u>	
		3,76,93,960.08	
1,41,89,421.80	iii. ADD: Surplus during the year	<u>3,24,43,852.50</u>	
(-)37,07,537.25	iv. Amt. transfd. to Depreciation Fund	<u>7,01,37,812.58</u>	
<u>3,93,56,131.08</u>			<u>6,65,91,733.83</u>
1,86,52,099.45	C. DEPRECIATION FUND		2,21,98,178.20
	D. OTHER DEPOSITS		
15,41,526.20	i. Refundable Deposits (Sch.M)	19,89,976.15	
1,54,93,232.05	ii. Refundable Performance Guarantee Deposits	<u>2,97,70,832.05</u>	
<u>10,28,50,535.96</u>			<u>3,17,60,808.20</u>
	C/o.		<u>15,04,08,267.41</u>

BOARD, MADRAS - 4.

OF ACCOUNT

AT 31 MARCH 1993

(Prevention and Control of Pollution) Rules 1983

PREVIOUS YEAR	ASSETS	TOTAL OF SUB HEADS	TOTAL OF MAJOR HEADS
Rs. P.		Rs. P.	Rs. P.
	I. FIXED ASSETS		
2,41,046.80	A. Land Development	2,57,805.80	
	B. Building under Construction		
37,66,633.80	i. Guindy	2,17,29,208.89	
----	ii. Ambattur	1,92,170.00	
		<u>2,21,79,184.69</u>	
	II. Other Assets		
1,23,74,708.74	a. As per Form XV	1,08,11,002.44	
	b. Stock in Hand		
10,04,827.25	i. Lab Chemicals	11,13,111.13	
11,47,278.57	ii. Lab Apparatus	12,61,515.98	
11,75,507.59	iii. Misc. Stores	2,09,448.56	
-----	iv. Filter Paper	10,66,698.02	
31,225.00	v. Legal Books	1,975.00	
		<u>1,44,63,751.13</u>	
83,46,001.21	III. SCHEMES (Sch.P)		83,71,134.71
1,18,500.00	IV. SOFTWARE DEVELOPMENT		1,18,500.00
	V. SUNDRY DEBTORS		
	Cess Receivable		
4,93,34,441.64	i. From Industries	6,50,69,061.95	
4,37,01,035.92	ii. From Local Bodies	5,61,62,713.67	
		<u>12,12,31,775.62</u>	
-----	Less : Provision for Doubtful Debts	3,35,899.71	12,08,95,875.91
<u>12,12,41,206.52</u>	C/o		<u>16,60,28,446.44</u>

TAMIL NADU POLLUTION CONTROL
ANNUAL STATEMENT
BALANCE SHEET AS

See Rule 36 of the Tamil Nadu Water

PREVIOUS YEAR	LIABILITIES	TOTAL OF SUB HEADS	TOTAL OF MAJOR HEADS
Rs. P.		Rs. P.	Rs. P.
10,28,50,535.96	B/F		15,04,08,267.41
	C. Amounts Due		
38,42,250.96	i. Others (Sch.N)	70,61,367.11	
9,35,52,764.20	ii. Cess Payable	12,38,39,948.52	13,09,01,315.63
37,73,999.00	D. Bank Term Loan for Building		2,00,00,000.00
62,68,793.25	E. Income Received in Advance (Sch. O)		1,29,36,510.60
<u>21,02,88,343.37</u>	<u>Total</u>		<u>31,42,46,093.64</u>

Madras
Date:29.09.1993

(Sd.) D. Kannan
Dy. Director (F&A)

(Sd.) G. Rengasamy
Member Secretary

BOARD, MADRAS - 4.**OF ACCOUNT****AT 31ST MARCH 1993**

(Prevention and Control of Pollution) Rules 1983

PREVIOUS YEAR	ASSETS	TOTAL OF SUB HEADS	TOTAL OF MAJOR HEADS
Rs. P.		Rs. P.	Rs. P.
12,12,41,206.52	B/F		16,60,28,446.44
	VI. Advances and Deposits		
1,27,51,322.61	a. Misc. Advances (Sch.Q)	2,09,55,458.68	
	b. Other amounts recoverable (Sch.R)	33,66,056.92	
36,60,534.22			
9,50,520.00	c. Deposits (Sch.S)	14,04,635.40	
			2,57,26,151.00
7,29,153.32	VII Environmental Impact Study		7,52,254.32
	VIII. Cash		
	a. Refundable performance Guarantee	2,97,70,832.05	
----	b. Deposits		
3,58,87,423.97	i. Short Term Deposits	6,45,35,942.17	
1,24,16,620.50	ii. Long Term Deposits	----	
1,86,52,099.45	iii. Depreciation Fund Investment	2,21,98,178.20	
24,16,271.99	c. Cash at Bank	21,92,711.87	
43,277.39	d. Cash in hand	31,612.24	
15,39,913.40	e. Cash in transit	30,09,965.35	
			12,17,39,241.88
<u>21,02,88,343.37</u>	Total		<u>31,42,46,093.64</u>

(Sd.) R. Varadharajulu
ChairmanAs per our report of even dated for
ESGEEAAR ASSOCIATES
(Sd.) S.G. Ramachandran
Partner
Chartered Accountant

FROM XV

TAMILNADU POLLUTION CONTROL BOARD, MADRAS

ANNUAL STATEMENT OF ACCOUNTS

FIXED ASSETS AS ON 31ST MARCH 1993

(Item - 2 of Assets of balance sheet other assets as on 1st March 1993)

(See Rule 36 of Tamil nadu Water (P & CP) rules 1983) Item - 3 Assets of the Balance Sheet)

Sl. No.	Particulars of Assets	Opening Balance as on 31.03.92	Additions during the year and Sales Adjustment	Total	Depreciation	Closing Balance as on 31.03.93	Cumulative Depreciation as on 31.03.93
1	2	3	4	5	6	7	8
1.	Library Books	5,49,579.98	23,307.80	5,72,887.78	57288.00	5,15,599.78	2,94,500.20
2.	Vehicle	13,57,846.51	11,73,222.75	25,31,069.26	12,16,929.75	13,14,139.51	52,38,470.92
3.	Furniture & Fixtures	31,80,790.49	4,61,027.80	36,41,818.29	3,64,181.00	32,77,637.29	21,23,262.89
4.	Office Appliances	22,57,081.58	41,552.50	22,98,634.08	2,29,863.00	20,68,771.08	11,02,929.26
5.	Lab Equipment	45,62,931.52	2,42,941.35	48,05,872.87	16,01,797.00	32,04,075.87	1,27,55,563.83
6.	Electrical installations	4,66,478.66	40,320.25	5,06,798.91	76,020.00	4,30,778.91	6,83,451.10
TOTAL		1,23,74,708.74	19,82,372.45	1,43,57,081.19	35,46,078.75	1,08,11,002.44	2,21,98,178.20

Note: Depreciation on Vehicle includes Rs. 5,59,958.75 pertaining to prior period, On amounts paid for an acquisition of vehicles in earlier years standing under advance to suppliers now transferred to the Asset Account in the current year. The above depreciation Amount has been included under prior period Adjustment Account.

Madras
29.05.1993

(Sd.) D. Kannan
Dy. Director (F&A)

(Sd.) C. Rengasamy
Member Secretary

(Sd.) R. Varadharajulu
Chairman

As per our report of even
dated for ESGEEAAR Associates.

Sd. S.G. Ramachandran
Partner

Chartered Accountant.

TAMIL NADU POLLUTION CONTROL BOARD, MADRAS.

SCHEDULES FORMING PART OF RECEIPTS AND PAYMENTS ACCOUNT

SCHEDULE - A

Miscellaneous Receipts

	Rs. P.
1. Analysis Charges (Fees)	50,51,912.85
2. Cess Appeal fees	2,200.00
3. Interest Income	22,98,357.40
4. Miscellaneous Receipts	45,561.65
5. MINAR	1,11,910.00
6. GEM	19,615.00
7. AAQS	26,30,778.00
8. VEM Test Fees	5,83,645.00
9. Enlistment Fees	11,500.00
10. Sale of Vehicle	53,320.00
11. Sale of Legal Books	5,365.00
Total	<u><u>1,08,14,164.90</u></u>

TAMIL NADU POLLUTION CONTROL BOARD, MADRAS.
SCHEDULES FORMING PART OF RECEIPTS AND PAYMENTS ACCOUNT

SCHEDULE - B

Advance to Staff (Receipts)

	Rs.	P.
1. House Building Advance	1,40,511.30	
2. Pay Advance	7,020.00	
3. Temporary Advance	7,649.70	
4. L.T.C. Advance	2,000.00	
5. Other Advance	3,350.00	
6. Vehicle Advance	2,30,309.00	
7. T.T.A.	159.00	
8. Rent Advance	28,349.20	
9. Driver Training Advance	4,463.50	
Total	<u>4,23,811.70</u>	

TAMIL NADU POLLUTION CONTROL BOARD, MADRAS.

SCHEDULES FORMING PART OF RECEIPTS AND PAYMENTS ACCOUNT

SCHEDULE - C

Miscellaneous

	Rs. P.
1. Advertisement and Publicity	90,942.35
2. Bank Charges (Interest on Indian Bank Term Loan)	11,18,313.50
3. Postage/Telegram	2,79,992.85
4. Electricity/Water Charges	4,65,437.05
5. Printing and stationery	9,48,735.35
6. Telephone and Telex	6,97,745.70
7. Staff Welfare Expenses	1,06,510.25
8. Pollution Awareness Expenses	62,312.75
9. Training and Seminar	44,868.90
10. Entertainment	36,050.95
11. Miscellaneous Expenses	64,195.45
12. Newspaper and Periodicals	72,565.15
13. Conveyance	77,490.99
14. Land maintenance expenses	9,350.00
15. Flag Day Collention Paid	15,217.00
16. Office Expenses	52,789.85
17. Payment of outstanding liabilities of 1991-92	1,83,735.12
18. Expenses through petty cash	1,73,185.35
19. NAAQM expenses	21,920.60
20. Wages	7,15,790.35
21. Prior period adjustment account	8,65,286.10
22. Travelling expenses	7,20,923.20
23. Insurance of Assets	50,552.00
24. Trade Fair'92 Expenses	16,510.75
25. Coastal Monitoring expenses	2,819.65
Total	<u>68,93,241.21</u>

TAMIL NADU POLLUTION CONTROL BOARD, MADRAS.
SCHEDULES FORMING PART OF RECEIPTS AND PAYMENTS ACCOUNT

SCHEDULE - D

Advance to staff (Payment)

	Rs. P.
1. Festival Advance	1,90,051.00
2. Staff Housing Scheme	12,662.00
3. Vehicle Advance	67,829.00
4. Cycle Advance	6,715.00
5. Handloom Advance	6,124.00
6. Marriage Advance	16,195.00
7. Pay Advance	5,210.00
8. Tour Advance	1,11,882.80
9. Temporary Advance	3,23,942.20
10. L.T.C. Advance	11,668.00
11. Others	420.00
12. Imprest to Staff	903.75
13. Education Advance	3,000.00
14. Furniture Advance	5,530.00
Total	7,62,132.75

TAMIL NADU POLLUTION CONTROL BOARD, MADRAS.

SCHEDULES FORMING PART OF RECEIPTS AND PAYMENTS ACCOUNT

SCHEDULE - E

Deposit and Advances (Paid) (Others)

	Rs. P.
1. Telephone and Telex Deposits	46,546.00
2. Advance to suppliers	58,50,411.84
3. Staff Welfare Fund	23,750.00
4. Earnest Money Deposit	10,13,170.00
5. Security Deposit	79,423.00
6. Miscellaneous Deposit	59,990.00
7. Environmental Education Fund	28,62,062.33
8. Environmental Impact Study	23,101.00
9. Rent Advance	58,539.75
10. Sundry Debtors	2,28,203.00
11. C E T P Expenses Receivable	17,00,000.00
12. Enlistment Deposit	5,000.00
13. Retention Money Deposit	3,69,049.25
14. Electricity Deposit	4,800.00
15. Gas Deposit	950.00
Total	<u>1,23,24,996.17</u>

TAMIL NADU POLLUTION CONTROL BOARD, MADRAS.
SCHEDULES FORMING PART OF RECEIPTS AND PAYMENTS ACCOUNT

SCHEDULE - E (1)

Advances and Deposits (Others) (Received)

	Rs.	P.
1. Nehru Birth Day	14,658.00	
2. Enlistment Deposit	1,05,000.00	
3. Consent Fees received in advance	1,26,49,889.50	
4. Cess received in advance	51,231.10	
5. Analysis fees received in advance	1,26,899.00	
6. C.E.T.P. Deposit	1,70,00,000.00	
7. Telephone/Telex Deposit	5,008.00	
8. Earnest Money Deposit	17,939.00	
9. Security Deposit	5,000.00	
10. A.A.Q.S. received in advance	94,491.00	
11. Flag Day	15,823.00	
12. Family Benefit Fund	15,620.00	
13. C.E.T.P. Receipts	60,70,769.85	
Total	<u>3,61,72,328.45</u>	

TAMIL NADU POLLUTION CONTROL BOARD, MADRAS.

**Schedule forming part of Income and Expenditure Account
for the year ended 31st March 1993.**

EXPENDITURE

SCHEDULE - F

Allowances and Honororia

	Rs. P.
1. Allowances	1,09,88,304.53
2. Wages	7,59,656.35
3. Travelling Expenses	8,59,820.30
4. Medical Reimbursement	12,31,719.53
5. Honorarium	10,575.00
6. Bonus	4,80,700.00
7. LTC Expenses	1,26,680.40
8. EPF for deputationist	2,000.00
Total	<u>1,44,59,456.11</u>

TAMIL NADU POLLUTION CONTROL BOARD, MADRAS.

**Schedule forming part of Income and Expenditure Account
for the year ended 31st March 1993.**

SCHEDULE - G

Running and Maintenance of Vehicles

	Rs. P.
1. Repairs	6,04,034.79
2. Fuel	9,89,939.65
3. Hire Charges	35,777.75
4. Insurance	1,34,919.00
Total	<u>17,64,671.19</u>

TAMIL NADU POLLUTION CONTROL BOARD, MADRAS.

**Schedule forming part of Income and Expenditure Account
for the year ended 31st March 1993.**

**Schedule - H
Miscellaneous**

	Rs. P.
1. Office Expenses	62,387.45
2. Telephone & Telex	7,20,173.70
3. Sundries	2,09,024.15
4. Entertainment Expenses	50,566.20
5. Printing & Stationery	9,96,775.80
6. Bank Interest	11,23,016.15
7. Electricity & Water Charges	4,98,073.75
8. Postage & Telegram	2,95,506.35
9. Advertisement & Publicity	2,72,249.55
10. Rent on Buildings	29,17,746.90
11. Periodicals and Publications	73,207.25
12. Pollution Awareness Expenses	65,173.35
13. Coastal Project Expenses	3,719.65
14. Family Benefit Fund Contribution	59,214.00
15. Conveyance Expenses	1,42,383.79
16. Staff Welfare Expenses	1,20,189.25
17. Insurance of Assets	3,870.00
18. Training and Seminar Expenses	29,918.70
19. Land Maintenance Expenses	9,550.00
20. Trade Fair Expenses	32,211.50
21. Emergency Response Centre Expenses	51,484.40
22. NAAQM Expenses	39,718.60
Total	<u>77,76,160.49</u>

TAMIL NADU POLLUTION CONTROL BOARD, MADRAS.

**Schedule forming part of Income and Expenditure Account
for the year ended 31st March 1993.**

Income

SCHEDULE - I

	Rs. P.
1. Consent Fees	4,60,92,078.00
2. Consent Forms	5,80,325.00
	<hr/>
Total	4,66,72,403.00

SCHEDULE - J

SERVICES AND RENTAL CHARGES

	Rs. P.
1. Analysis Charges	51,95,953.85
2. MINAR	1,11,910.00
3. GEM	19,615.00
4. AAQS	26,30,778.00
5. VEM Test Fees	5,83,645.00
	<hr/>
Total	85,41,901.85

TAMIL NADU POLLUTION CONTROL BOARD, MADRAS.

Schedule forming part of Income and Expenditure Account
for the year ended 31st March 1993.

SCHEDULE - K

Miscellaneous

	Rs.	P.
1. Cess Appeal Fees	2,200.00	
2. Miscellaneous Income	97,185.05	
3. Bank Interest	5,767.90	
4. Nehru Birthday Celebration	14,548.00	
5. Enlistment Fees	11,500.00	
Total	1,31,200.95	
LESS : Outstanding Expenses provision made during earlier years not incurred now adjusted Depreciation		
TOTAL	1,31,200.95	

TAMIL NADU POLLUTION CONTROL BOARD, MADRAS - 4
SCHEDULES FORMING PART OF THE BALANCE SHEET

LIABILITIES
SCHEDULE L
PRIOR PERIOD EXPENSES

	<i>Rs. P.</i>
1. Pension & Pension Contribution	15,870.00
2. R.M. of Lab Equipments	12,348.30
3. Running Expenses of Lab	4,04,093.60
4. Rent	3,66,895.10
5. Audit Fees	60,000.00
6. Coastal Monitoring Expenses	15,444.90
7. R.M. of Electricals	152.00
8. Running Expenses of Vehicle	7,295.10
9. Printing and Stationery	1,15,437.85
10. Entertainment	539.75
11. Conveyance	107.00
12. Office-Expenses	3,017.50
13. Misc. Expenses	5,527.70
14. Travelling Expenses	10,139.50
15. R.M. of Office Appliances	32,907.50
16. Vehicle Hire Charges	6,693.50
17. Pollution Awareness Expenses	37,749.15
18. R.M. of Vehicle	29,541.35
19. Advertisement & Publicity	20,000.00
20. Medical Expenses	16,399.30
21. News Papers and Periodicals	1,515.50
22. Staff Welfare Expenses	1,126.15
23. Electricity Expenses	24,835.00
24. Legal Expenses	2,800.00
25. Wages	3,726.00
26. Telephone / Telex	2,050.00
	11,96,211.75
LESS : Outstanding Expenses provision made during earlier years not incurred now adjusted	93,999.50
	11,02,212.25
27. Depreciation	5,59,958.75
TOTAL	16,62,171.00

TAMIL NADU POLLUTION CONTROL BOARD, MADRAS - 4.

LIABILITIES

OTHER DEPOSITS

SCHEDULE M

	Rs. P.
1. E M D	5,15,029.20
2. Misc. Deposits	1,010.00
3. Security Deposits	6,83,260.20
4. Enlistment Deposits	3,20,000.00
5. Retention Money Deposits	4,52,676.75
6. Others (DEE Hosur)	18,000.00
TOTAL	<u>19,89,976.15</u>

SUNDRY CREDITORS

SCHEDULE N

1. Flag Day Collection	2,574.00
2. P.R.L.	1,37,687.15
3. Pension Payable	45,29,117.00
4. Outstanding Liability	8,34,218.15
5. Salary Payable	62,468.85
6. Environmental Education Fund	13,44,388.07
7. Unadjusted Advance	75,293.89
8. F.B.F. Recoveries	15,620.00
9. Staff Death Claim Payable	60,000.00
TOTAL	<u>70,61,367.11</u>

TAMIL NADU POLLUTION CONTROL BOARD, MADRAS - 4.
INCOME RECEIVED IN ADVANCE

SCHEDULE - O

	E M D
1. 00 Consent Fees	1,26,63,889.50
2. 00 Cess Fees	51,231.10
3. 00 Analysis Fees	1,26,899.00
4. 00 AAQS	94,491.00
	Others (DEE Hours)
TOTAL	<u><u>1,29,36,510.60</u></u>

SUNDRY CREDITORS

	SCHEDULE N
1. Flag Day Collection	2,274.00
2. P.R.L.	1,37,687.12
3. Pension Payable	45,29,117.00
4. Outstanding Liability	8,34,218.12
5. Salary Payable	62,468.82
6. Environmental Education Fund	13,44,388.07
7. Unadjusted Advance	75,293.89
8. F.B.R. Recoveries	15,620.00
9. Staff Death Claim Payable	60,000.00
TOTAL	<u><u>70,61,367.11</u></u>

Assets
Schemes
SCHEDULE P

1. Establishment of Regional Lab at Vellore	58,000.00
2. Technical Staff Support for Audit Equipment	3,25,850.00
3. Technical Staff Support for Environmental Audit (Revenue)	5,02,760.00
4. Management Hazardous Substance	4,22,689.50
5. Central Scheme (Strengthening of Board Lab.)	2,41,961.60
6. Centre State Co-ordinated Programme on Environment	31,29,191.25
7. Environmental Policy & Law Programme on Environment	36,90,682.36
TOTAL	<u>83,71,134.71</u>

TAMIL NADU POLLUTION CONTROL BOARD, MADRAS - 4.
SCHEDULES FORMING PART OF BALANCE SHEET AS AT 31ST MARCH 1993

ASSETS
SCHEDULE Q
Misc. Advances

	Rs. P.
1. Advance to Suppliers	84,17,499.57
2. Rent Advance	6,08,480.35
3. Insurance Claim Receivable	43,243.00
4. Land Advance	18,99,395.00
5. Amount receivable from DEE/JCEE	41,000.00
6. Sundry Debtors (Others)	2,34,353.00
7. Visit of Parliamentary Committee (Amount. receivable)	21,433..00
8. CETP Expenses receivable	19,28,471.25
9. Sundry Debtor (Consent Fee)	47,392.50
10. Pre paid Expenditure	56,282.00
11. Other Assets (Imprest)	2,833.00
12. Staff Welfare Fund	14,710.00
13. Advance for Construction in Progress (Guindy)	60,69,432.16
14. Pay Roll Liability (unit Offices)	5,165.85
15. Pay Roll Liability (Board Office)	5,768.00
16. Interest Receivable	15,60,000.00
TOTAL	<u>2,09,55,458.68</u>

TAMIL NADU POLLUTION CONTROL BOARD, MADRAS.

SCHEDULES FORMING PART OF BALANCE SHEET

ADVANCE TO STAFF

SCHEDULE R

	Rs.	P.
1. Tour Advance	2,78,118.25	
2. Temp. Advance	2,22,114.31	
3. Marriage Advance	1,08,164.00	
4. Festival Advance	2,50,975.00	
5. Handloom Advance	10,379.00	
6. Driver Training Advance	38,886.50	
7. Pay Advance	540.00	
8. Cycle Advance	16,510.00	
9. Motor Vehicle Advance	23,12,197.16	
10. House Building Advance	30,749.70	
11. LTC Advance	5,581.00	
12. Miscellaneous Advance	72,600.00	
13. Educational Advance	1,050.00	
14. Furniture Advance	5,530.00	
15. Staff Housing Scheme	12,662.00	
Total	<u>33,66,056.92</u>	

DEPOSITS

SCHEDULE S

1. Telephone & Telex	9,51,562.00
2. T.N.E.B.	1,52,500.00
3. Miscellaneous Deposits	3,00,573.40
TOTAL	<u>14,04,635.40</u>

TAMIL NADU POLLUTION CONTROL BOARD, MADRAS - 4.
SCHEDULE - T

Notes forming part of Accounts as on 31st March 1993.

1. Accounting Policies

a) Fixed Assets are shown at Written Down Value. Depreciation has been provided at the following rates as decided by the Board which is being followed consistently:

i)	Library Books	-	10 %
ii)	Vehicle	-	33.33 %
iii)	Furniture & fixtures	-	10 %
iv)	Office Appliances	-	10 %
v)	Lab Equipments	-	33.33 %
vi)	Electrical Installation	-	15 %

b) Stock of Chemicals/Glasswares and Consumables are valued at cost.

c) Grants and Cess reimbursements are accounted on receipt basis and all other income are accounted in accrual basis based on the demands raised by the Board.

d) Payment of Gratuity to the employees is covered under LIC's Group Gratuity Scheme. Pension to employees is being provided on annual accrual basis.

2. Cess Receivable : Rs. 12,08,95,875.91

This includes amounts due from

- i. M/s. Tuticorin Thermal Power Station, Tuticorin and M/s. Seshasayee Paper & Boards Ltd., Pallipalayam, Salem District amounting to Rs. 5,70,97,033.60 and Rs. 28,47,656.14 respectively as on 31st March 1993. The above parties have filed writ petition in the High Court of Madras against the Water Cess Assessment Order passed by the Board. The case is still pending with the High Court for disposal.
- ii. Amounts due from Local Bodies Rs. 5,61,62,713.67 (as on 31.3.93) who have disputed the claim on the ground they also form part of Government and no cess can be levied.
- iii. Provision made for doubtful debts in respect of dues from industries which has been closed.

3. The cost for the land acquired by the Board at Guindy is yet to be paid for want of Assessment Order from Government.

4. Advances to Suppliers represents amounts pending allocation to various account heads.

5. Amount paid towards cost of lands at Ambattur, Hosur and other places have been classified under Land Advances pending transfer of land in favour of the Board.

Madras
29.09.93

(Sd.) D. Kannan
Dy. Director (F&A)

(Sd.) G. Rengasamy
Member Secretary

(Sd.) R. Varadharajulu
Chairman

As per our report of even dated
for ESGEEAAR ASSOCIATES
(Sd.) S.C. Ramachandran
Partner
Chartered Accountant

