

ANNUAL REPORT

2022 – 2023



TAMIL NADU POLLUTION CONTROL BOARD

76, Mount Salai, Guindy, Chennai – 600 032.

Table of Contents

Chapter & Title	Pages
PART-I	
ANNUAL REPORT – 2022 - 2023	
<hr/>	
CHAPTER - I.....	1
INTRODUCTION	1
1.1 FORMATION OF TAMIL NADU POLLUTION CONTROL BOARD	1
1.2 FUNCTIONS.....	2
CHAPTER - II.....	4
CONSTITUTION OF THE BOARD.....	4
2.1 CONSTITUTION OF TNPCB.....	4
2.2 ORGANISATIONAL SET UP	6
2.2.1 HEAD OFFICE	6
2.2.2 ZONAL AND DISTRICT OFFICES	6
2.2.3 LABORATORIES.....	9
2.3 DETAILS OF STAFF STRENGTH.....	12
CHAPTER-III	16
CONSTITUTION OF THE COMMITTEES BY THE BOARD.....	16
3.1 FORMATION OF COMMITTEES	16
3.1.1 TECHNICAL SUBCOMMITTEE (TSC)	16
3.1.2 CONSENT CLEARANCE COMMITTEE (CCC).....	16
3.1.3 ZONAL LEVEL CONSENT CLEARANCE COMMITTEE (ZLCCC).....	16
3.1.4 DISTRICT LEVEL CONSENT CLEARANCE COMMITTEE (DLCCC).....	17
3.2 POWER DELEGATION TO THE COMMITTEES	17
3.2.1 DETAIL OF MEETINGS CONDUCTED BY THE COMMITTEES DURING THE YEAR 2022-2023..	20
3.3 POLLUTION LOAD ASSESSMENT COMMITTEE (PLAC)	21
3.4 DISTRICT COORDINATION COMMITTEE (DCC).....	22
CHAPTER - IV.....	23
MEETINGS OF THE BOARD	23
4.1 DETAILS OF BOARD MEETING	23
4.2 MAJOR DECISIONS TAKEN BY THE BOARD	23
CHAPTER - V.....	27
ACTIVITIES OF THE BOARD.....	27
5.1 MONITORING AND ISSUE OF CONSENT TO THE INDUSTRIES	27
5.1.1 CATEGORIZATION OF INDUSTRIES.....	27
5.1.2 INSPECTION PERIODICITY AND SAMPLE COLLECTION	29
5.2 ONLINE CONSENT MANAGEMENT AND MONITORING SYSTEM (OCMMS)	30
5.2.1 AUTO RENEWAL OF CONSENT.....	30
5.3 COMMON EFFLUENT TREATMENT PLANTS (CETPs)	31
5.3.1 CETPs IN TANNERY SECTOR.....	31

Table of Contents

Chapter & Title	Pages
5.3.2 CETPS IN TEXTILE BLEACHING AND DYEING SECTOR.....	32
5.3.3 CETPS IN ELECTROPLATING SECTOR	34
5.3.4 CETP FOR HOTELS AND LODGES	35
5.3.5 CETP FOR PHARMACEUTICAL UNITS	35
5.3.6 COMMON MARINE DISCHARGE SCHEME.....	35
5.4 WASTE MANAGEMENT	35
5.4.1 SOLID WASTE MANAGEMENT	35
5.4.2 SEWAGE TREATMENT PLANT BY THE LOCAL BODIES	37
5.4.3 CONSTRUCTION AND DEMOLITION WASTE MANAGEMENT.....	40
5.4.4 PLASTIC WASTE MANAGEMENT.....	41
5.4.5 HAZARDOUS WASTE MANAGEMENT.....	44
5.4.6 BIO-MEDICAL WASTE MANAGEMENT	49
5.4.7 E-WASTE MANAGEMENT.....	52
5.4.8 BATTERY WASTE MANAGEMENT	53
CHAPTER-VI.....	55
ENVIRONMENTAL QUALITY MONITORING PROGRAMMES	55
6.1 AIR QUALITY MONITORING.....	55
6.1.1 AMBIENT AIR QUALITY MONITORING IN CHENNAI	55
6.1.2 AMBIENT AIR QUALITY MONITORING IN OTHER CITIES AND MAJOR TOWNS.....	56
6.1.3 CONTINUOUS AMBIENT AIR QUALITY MONITORING STATIONS	58
6.1.4 MOBILE CONTINUOUS AMBIENT AIR QUALITY MONITORING STATION	58
6.1.5 ENVIRONMENTAL MONITORING DURING FESTIVALS.....	59
6.1.6 CARE AIR CENTRE	59
6.1.7 NON-ATTAINMENT CITIES	60
6.2 WATER QUALITY MONITORING.....	61
6.2.1 NATIONAL WATER QUALITY MONITORING PROGRAMME	61
6.2.2 CHENNAI CITY WATERWAYS MONITORING PROGRAMME	62
6.2.3 COASTAL WATER QUALITY MONITORING.....	63
6.2.4 POLLUTED RIVER STRETCHES	64
6.2.5 WATER QUALITY WATCH CENTRE	64
6.3 NATIONAL AMBIENT NOISE MONITORING NETWORK PROGRAMME.....	66
6.4 VEHICLE EMISSION MONITORING.....	66
CHAPTER - VII.....	67
LEGAL ACTIONS.....	67
7.1 INTRODUCTION.....	67
7.2 GREEN BENCH.....	67
7.3 APPELLATE AUTHORITY	67
7.4 NATIONAL GREEN TRIBUNAL	67
7.5 ENVIRONMENTAL IMPACT ASSESSMENT (EIA) VIOLATION CASES	68
7.6 IMPORTANT JUDGMENTS / ORDERS	69
7.6.1 HON'BLE SUPREME COURT OF INDIA	69
7.6.2 HON'BLE HIGH COURT OF MADRAS.....	70
7.6.3 HON'BLE NATIONAL GREEN TRIBUNAL SOUTHERN ZONE, CHENNAI	70
7.7 ACTION AGAINST DEFAULTING UNITS	71
7.7.1 DEMOLITION OF UNAUTHORIZED UNITS	71
7.7.2 LEVY OF ENVIRONMENTAL COMPENSATION	71
CHAPTER-VIII	73
ENVIRONMENTAL TRAINING INSTITUTE	73
8.1 ENVIRONMENTAL TRAINING INSTITUTE	73

Table of Contents

Chapter & Title	Pages
8.2 TRAINING PROGRAMMES CONDUCTED BY TNPCB FROM APRIL 2022 TO MARCH 2023..	73
8.3 TRAINING PROGRAMME CONDUCTED BY ETI, TNPCB UNDER “LISTENING TO LEADERS” FROM APRIL 2022 TO MARCH 2023	74
8.4 TRAINING PROGRAMME ATTENDED BY THE TNPCB OFFICIALS ORGANIZED BY THE TECHNICAL EXPERT INSTITUTIONS IN INDIA DURING THE YEAR 2022-2023	74

CHAPTER-IX 76

ENVIRONMENTAL AWARENESS AND PUBLIC PARTICIPATION 76

9.1 ENVIRONMENTAL AWARENESS	76
9.1.1 VINAYAGAR CHATHURTHI.....	76
9.1.2 DEEPAVALI	76
9.1.3 BHOGI FESTIVAL.....	77
9.2 PUBLIC PARTICIPATION.....	77
9.2.1 MISSION LIFE.....	77
9.2.2 TAMIL NADU GREEN CHAMPION AWARD 2022.....	78
9.2.3 GREEN AWARD TO DISTRICT COLLECTORS.....	78

CHAPTER – X 79

OTHER IMPORTANT MATTERS DEALT BY TNPCB 79

10.1 STONE CRUSHERS IN TAMIL NADU	79
10.2 BRICK KILNS.....	79
10.2.1 BRICK KILNS IN THADAGAM REGION OF COIMBATORE DISTRICT.....	79
10.2.2 BRICK KILNS IN OTHER REGIONS OF COIMBATORE DISTRICT.....	79
10.3 REMEDIATION OF CHROMIUM CONTAMINATED SITE AT M/s. TAMILNADU CHROMATES AND CHEMICALS LIMITED (TCCL), RANIPET	79
10.4 REMEDIATION OF MERCURY CONTAMINATED SITE AT M/s. HINDUSTAN UNILEVER LIMITED (HUL), KODAIKANAL	80
10.5 REMEDIATION OF OIL CONTAMINATED SITE AT M/s. BHARAT PETROLEUM CORPORATION LIMITED (BPCL) TONDIARPET, CHENNAI	81
10.6 STATUS OF ANNOUNCEMENTS MADE IN THE ASSEMBLY	82
10.7 PUBLIC HEARING	82
10.8 COMPLAINT CELL.....	96
10.8.1 GENERAL ONLINE COMPLAINTS	96
10.8.2 INTEGRATED AND INCLUSIVE PUBLIC GRIEVANCE CM HELPLINE MANAGEMENT SYSTEM (IIPGCMS)	97
10.9 FUNDING TO OTHER DEPARTMENTS.....	97
10.10 CONSTRUCTION WING.....	98
10.11 RIGHT TO INFORMATION ACT.....	98
10.12 LIBRARY.....	99
10.13 ENVIRONMENTAL STATEMENT.....	99
10.14 TNPCB’S ONLINE SERVICES.....	100
10.15 SUSTAINABLE DEVELOPMENT GOALS.....	100

Annexure Pages

ANNEXURE-I: Organization Chart	106
---	-----

ANNEXURE - II A: TNPCB LABORATORIES – PERFORMANCE EVALUATION FOR THE MONTH OF APRIL 2022 - MARCH 2023.....	107
---	-----

ANNEXURE - II B: TNPCB LABORATORIES – PERFORMANCE EVALUATION FOR THE MONTH OF APRIL 2022 - MARCH 2023.....	108
---	-----

Table of Contents

Chapter & Title	Pages
Annexure – III: Staff strength of Tamil Nadu Pollution Control Board (Year Wise)	109
Annexure – IV: Number of industries under the purview of TNPCB (District Office wise)	110
ANNEXURE – V: Number of Industries under the Purview of TNPCB (Year Wise).....	111
ANNEXURE – VI A: STATUS OF AIR QUALITY OF IMPORTANT CITIES/ TOWNS OF TAMILNADU-UNDER NATIONAL AIR QUALITY MONITORING PROGRAMME (NAMP), ANNUAL AVERAGE CONCENTRATIONS OF AIR POLLUTANTS, 2022-2023.....	112
ANNEXURE – VI B: STATUS OF AIR QUALITY OF IMPORTANT CITIES / TOWNS OF TAMILNADU-UNDER NEW NATIONAL AIR QUALITY MONITORING PROGRAMME (NAMP), ANNUAL AVERAGE CONCENTRATIONS OF AIR POLLUTANTS, April 2022 – March 2023.....	116
ANNEXURE – VII A: TNPCB – CONTINUOUS AMBIENT AIR QUALITY MONITORING STATIONS 2022-2023.....	118
Annexure – VII B: Mobile van survey details from April-2022 to March-2023	120
ANNEXURE – VIII A: AMBIENT AIR QUALITY OF TAMIL NADU DURING DEEPAVALI FESTIVAL 2022	121
ANNEXURE – VIII B: AMBIENT AIR QUALITY IN GREATER CHENNAI CORPORATION DURING PRE-BHOGI & BHOGI 2023.....	124
Annexure – IX: STATUS OF WATER QUALITY UNDER NATIONAL WATER QUALITY MONITORING PROGRAMME (NWMP) FOR THE YEAR - APRIL 2022 - MARCH 2023.....	125
Annexure – X A: CAUVERY RIVER - NATIONAL WATER QUALITY MONITORING PROGRAMME, NWMP - 2022-2023	127
Annexure – X B: CAUVERY RIVER - NATIONAL WATER QUALITY MONITORING PROGRAMME, NWMP - 2022-2023	128
Annexure – X C: CAUVERY RIVER - NATIONAL WATER QUALITY MONITORING PROGRAMME, NWMP – 2022-2023.....	129
Annexure – XI: STATUS OF RIVER TAMIRAPARANI- NATIONAL WATER QUALITY MONITORING PROGRAMME NWMP - 2022-2023	130
Annexure – XII: STATUS OF RIVER PALAR - NATIONAL WATER QUALITY MONITORING PROGRAMME, NWMP - 2022-2023	131
Annexure – XIII: STATUS OF LAKES- NATIONAL WATER QUALITY MONITORING PROGRAMME, NWMP 2022-2023	132
ANNEXURE – XIV A: ADYAR RIVER WATER QUALITY (UNDER CHENNAI CITY WATER WAYS PROGRAMME) 2022-2023.....	133
ANNEXURE – XIV B: BUCKINGHAM CANAL WATER QUALITY (UNDER CHENNAI	

Table of Contents

Chapter & Title	Pages
CITY WATER WAYS PROGRAMME) 2022-2023.....	134
ANNEXURE - XIV C: COOUM RIVER WATER QUALITY (UNDER CHENNAI CITY WATER WAYS PROGRAMME) 2022-2023.....	135
ANNEXURE - XIV D: OTTERI NULLAH WATER QUALITY (UNDER CHENNAI CITY WATER WAYS PROGRAMME) 2022-2023.....	136
Annexure – XV: Annual Report for NWMP Coastal locations for the period of April 2022 to March 2023	137
Water Quality Standards for Coastal Waters Marine Outfalls	139
Annexure – XVI A: AVERAGE VALUES OF AMBIENT NOISE LEVELS IN CHENNAI CITY - DAY TIME FOR APRIL 2022- MARCH 2023	140
Annexure – XVI B: AVERAGE VALUES OF AMBIENT NOISE LEVELS IN CHENNAI CITY - NIGHT TIME FOR APRIL 2022- MARCH 2023	141

PART-II

ANNUAL STATEMENT OF ACCOUNTS 2022 - 2023

Title	Pages
1. AUDITOR'SREPORT TO THE MEMBERS OF THE TAMILNADU POLLUTION CONTROL BOARD FOR THE YEAR ENDED 31st MARCH 2023.....	144
2. RECEIPTS AND PAYMENTS FOR THE YEAR ENDED 31st MARCH 2023.....	146
3. ANNUAL STATEMENT OF ACCOUNT - INCOME AND EXPENDITURE FOR THE YEAR ENDED 31st MARCH 2023.....	148
4. ANNUAL STATEMENT OF ACCOUNT - BALANCE SHEET AS ON 31st MARCH 2023	149
5. SCHEDULE FOR FORMING PART OF RECEIPTS AND PAYMENTS ACCOUNT FOR THE YEAR ENDED ON 31st MARCH 2023	152
6. SCHEDULE FOR FORMING PART OF INCOME AND EXPENDITURE FOR THE YEAR ENDED ON 31st MARCH 2023	156
7. SCHEDULE FOR FORMING PART OF BALANCE SHEET FOR THE YEAR ENDED ON 31st MARCH 2023	159
8. NOTES FORMING PART OF THE ACCOUNTS FOR THE YEAR ENDED 31st MARCH 2023.....	162

-oOo-

PART-I
ANNUAL REPORT – 2022-2023

CHAPTER - I

INTRODUCTION

1.1 Formation of Tamil Nadu Pollution Control Board

Under the provisions of the Water (Prevention and Control of Pollution) Act, 1974 (Central Act 6), the Government of Tamil Nadu constituted the “Tamil Nadu Prevention and Control of Water Pollution Board” vide G.O.Ms.No.340, Health and Family Welfare Department, Dated 19-02-1982. The notification was issued in the Tamil Nadu Government Gazette on 27th February 1982 and the Board came into existence on the same day. Subsequently, after framing the Tamil Nadu Water (Prevention and Control of Pollution) Rules, 1983, the Board was renamed as “Tamil Nadu Pollution Control Board (TNPCB)”. The TNPCB functions under the overall administrative control of the Environment, Climate Change and Forest Department of Tamil Nadu.

The TNPCB is a regulatory body, enforces the following Acts, Rules and Notifications as amended, in the entire State of Tamil Nadu:

- The Water (Prevention and Control of Pollution) Act, 1974.
- The Tamil Nadu Water (Prevention and Control of Pollution) Rules, 1983.
- The Air (Prevention and Control of Pollution) Act, 1981.
- The Tamil Nadu Air (Prevention and Control of Pollution) Rules, 1983.
- The Environment (Protection) Act, 1986 and the Rules made there under, which includes.-
 - The Environment (Protection) Rules, 1986.
 - Manufacture, Storage and Import of Hazardous Chemical Rules, 1989
 - Fly Ash Utilization Notification, 1999.
 - The Noise Pollution (Regulation and Control) Rules, 2000.
 - The Environment Impact Assessment Notification, 2006.
 - Coastal Regulation Zone Notification, 2011.
 - The Hazardous and Other Wastes (Management and Transboundary Movement) Rules, 2016.
 - The Bio-Medical Waste Management Rules, 2016.
 - The Solid Waste Management Rules, 2016.
 - The Plastic Waste Management Rules, 2016.
 - The Construction and Demolition Waste Management Rules, 2016.
 - The E-Waste (Management) Rules, 2022.
 - The Battery Waste Management Rules, 2022.

I. INTRODUCTION

1.2 Functions

The main functions of TNPCB under the provisions of the Water (Prevention and Control of Pollution) Act, 1974 and the Air (Prevention and Control of Pollution) Act, 1981 are as follows:

- To plan a comprehensive programme for the prevention, control and abatement of pollution of streams and wells and air pollution in the State and to secure the execution thereof;
- To advise the State Government on any matter concerning the prevention, control or abatement of water and air pollution;
- To collect and disseminate information relating to water and air pollution and the prevention, control or abatement thereof;
- To inspect sewage or trade effluents, works and plants for the treatment of sewage and trade effluents and to review plans, specifications or other data relating to plants set up for the treatment of water, works for the purification thereof and the system for the disposal of sewage or trade effluents or in connection with the grant of any consent as required by the Act;
- To inspect, at all reasonable times, any control equipment, industrial plant or manufacturing process and to give, by order, such directions to such persons as it may consider necessary to take steps for the prevention, control or abatement of air pollution;
- To inspect air pollution control areas at such intervals as it may think necessary, assess the quality of air therein and take steps for the prevention, control or abatement of air pollution in such areas;
- To lay down, modify or annul effluent standards for the sewage and trade effluents and for the quality of receiving waters resulting from the discharge of effluents and to classify waters of the State;
- To lay down, in consultation with the Central Pollution Control Board (CPCB), standards for emission of air pollutants into the atmosphere from industrial plants and automobiles or for the discharge of any air pollutants into the atmosphere from any other source;
- To evolve economical and reliable methods of treatment of sewage and trade effluents;
- To evolve methods of utilization of sewage and suitable trade effluent in agriculture;
- To evolve efficient methods of disposal of sewage and trade effluents on land;
- To collaborate with CPCB and other reputed research institutions, in organizing the training of persons engaged or to be engaged in programme relating to prevention, control or abatement of water and air pollution and to organize mass education programme relating thereto;

I. INTRODUCTION

- To encourage, conduct and participate investigations and research relating to problems of water pollution and prevention, control or abatement of water pollution;
- To advise the State Government with respect to the location of any industry, the carrying on of which, is likely to pollute a stream or well or cause air pollution;
- To establish or recognize laboratory or laboratories to enable TNPCB to perform its functions under this section efficiently, including the analysis of samples of water from any stream or well or of samples of any sewage or trade effluents and analysis of ambient air and emission through chimneys of industries;
- To perform such other functions as may be prescribed or as may, from time to time, be entrusted to it by CPCB or the State Government.

As per the Rule 37 of the Tamil Nadu Water (Prevention and Control of Pollution) Rules, 1983, Annual Report for each year giving true and full account of the activities of the Board during that year shall be prepared and submitted to the Government. Accordingly, this Annual Report for the Financial Year 2022-2023 is prepared. The report is presented in the subsequent chapters.

-oOo-

CHAPTER - II

CONSTITUTION OF THE BOARD

2.1 Constitution of TNPCB

As per the provisions of Section 4 of the Water (Prevention & Control of Pollution) Act, 1974, the TNPCB shall consist of the following members:

- (a) a Chairman, being a person having special knowledge or practical experience in respect of matters relating to environmental protection or a person having knowledge and experience in administering institutions dealing with the matters aforesaid, to be nominated by the State Government; Provided that the Chairman may be either whole-time or part-time as the State Government may think fit. *[As per the orders of the Hon'ble Supreme Court of India in C.A.No.1359/2017, dated 22.09.2017, the Government (Vide G.O.Ms.No.45, Environment and Forests (EC.2) Department, dated 13-05-2019, notified the Rules called "The Appointment of Chairman and Member Secretary of the Tamil Nadu Pollution Control Board Rules, 2019", specifying the qualification and experience required for the posts of Chairman and Member Secretary.]*
- (b) such number of officials, not exceeding five, to be nominated by the State Government to represent that Government;
- (c) such number of persons, not exceeding five, to be nominated by the State Government, from amongst the members of the local authorities functioning within the State;
- (d) such number of non-officials, not exceeding three to be nominated by the State Government, to represent the interest of agriculture, fishery or industry or trade or any other interest which, in the opinion of the State Government, ought to be represented;
- (e) two persons to represent the companies or corporations owned, controlled or managed by the State Government, to be nominated by the Government;
- (f) a full time Member Secretary, possessing qualifications, knowledge and experience of scientific, engineering or management aspects of pollution control, to be appointed by the State Government.

List of Board Members from 01.04.2022 to 31.03.2023

Sl. No.	Board Members	Position	From	To
1.	Thiru. A.UDHAYAN, I.F.S., Chairperson Tamil Nadu Pollution Control Board, Guindy, Chennai – 600 032.	Member	01.04.2022	12.6.2022
2.	Dr.JAYANTHI.M, I.F.S., Chairperson Tamil Nadu Pollution Control Board, Guindy, Chennai – 600 032.	Member	13.6.2022	31.3.2023

II. CONSTITUTION OF THE BOARD

Sl. No.	Board Members	Position	From	To
3.	Tmt.SUPRIYA SAHU, I.A.S., Additional Chief Secretary to Government, Environment and Forests Department, Fort St. George, Secretariat, Chennai – 600 009.	Member	01.04.2022	31.3.2023
4.	Thiru. G.K ARUN SUNDAR THAYALAN, I.A.S., Secretary to Government, Finance Department, Secretariat, Fort St. George, Chennai – 600 009.	Member	01.04.2022	31.3.2023
5.	Thiru A.SARAVANAVELRAJ, I.A.S., Director Directorate of Town and Country Planning, Chengalvarayan Building, IV Floor, 807, Anna Salai, Chennai – 600 002.	Member	01.04.2022	5.12.2022
6.	Thiru. B. GANESAN, I.A.S., Director Directorate of Town and Country Planning, Chengalvarayan Building, IV Floor, 807, Anna Salai, Chennai – 600 002.	Member	5.12.2022	31.3.2023
7.	Tmt. POOJA KULKARNI, IAS, Managing Director & C.E.O Tamil Nadu Industrial Guidance and Export Promotion Bureau, 19-A, Rukmani Lakshmipathy Salai, Egmore, Chennai -600 008.	Member	01.04.2022	29.01.2023
8.	Thiru V.VISHNU, I.A.S., Managing Director & C.E.O Tamil Nadu Industrial Guidance and Export Promotion Bureau, 19-A, Rukmani Lakshmipathy Salai, Egmore, Chennai -600 008.	Member	30.01.2022	31.3.2023
9.	Thiru K.JAGATHESAN, M.E., Director(FAC) Directorate of Industrial Safety and Health, T.S.No.47/1, SIDCO Industrial Estate, Guindy, Chennai – 600 032.	Member	01.04.2022	31.07.2022
10.	Thiru M.V.SENTHIL KUMAR, M.E., Director(FAC) Directorate of Industrial Safety and Health, T.S.No.47/1, SIDCO Industrial Estate, Guindy, Chennai – 600 032.	Member	01.08.2022	31.03.2023
11.	DR. T.S. SELVAVINAYAGAM, M.D., DPH, DNB., Director of Public Health and Preventive Medicine, Chennai – 600 006.	Member	01.04.2022	31.03.2023
12.	Thiru.R.KANNAN, M.Tech., Member Secretary, Tamilnadu Pollution Control Board,76, Mount Salai, Guindy, Chennai – 600 032.	Member Convener	01.04.2022	31.03.2023
13.	Tmt. H.PRABHAVATHY, B.E., General Manager (Project) SIPCOT, 194, Marshall Road, Chennai – 600 008.	Member	01.04.2022	31.03.2023
14.	Thiru. K. DAKSHINAMOORTHY, 1/23, Chinnapuliyur, Ezhavamalai Post, Bhavani Taluk, Erode 638 316.	Non- Official member	01.04.2022	31.03.2023

II. CONSTITUTION OF THE BOARD

Sl. No.	Board Members	Position	From	To
15	Thiru. A. ALAGARASAN, B.Sc., 78, Sabapathi Street, Kalarampatti, Erumapalayam Post, Salem 636 115.	Non- Official member	01.04.2022	31.03.2023
16	Thiru N. TAMILMANI, BA., 4/23, Ammapalayam, S. Attiyampatti Post, Mallur via, Salem 636 203	Non- Official member	01.04.2022	31.03.2023

2.2 Organisational Set Up

2.2.1 Head Office

The organization structure of the TNPCB is a three-tier system, consisting of a Head Office, Zonal Offices and District Offices (Organization Chart is in Annexure-I). The Head Office is located at Chennai and is headed by the Chairman of the Board. The Member Secretary is the Executive Head and is vested with powers as defined for the Board/Chairman. Functional divisions of the Head Office spread as Planning and Development Wing, Board Meeting Wing, Personnel and Administration Wing, Technical Wing, Finance and Accounts Wing besides Internal Audit Wing, Legal Wing, Construction Wing, Laboratory, Complaint Redressal Cell and Computerized Online Monitoring Section. The Head of these Sections are senior officers and they report to the Chairman through the Member Secretary.

2.2.2 Zonal and District Offices

There are 8 Zonal Offices headed by Joint Chief Environmental Engineers (Monitoring) at Chennai, Vellore, Cuddalore, Salem, Coimbatore, Trichy, Madurai, and Tirunelveli and there are 38 District Offices headed by District Environmental Engineers. Details of the Zonal Offices and its District Offices are as follows:

Sl. No.	Zonal Offices, O/o. JCEE (M)	Jurisdiction Offices, O/o. District Environmental Engineer
1	Chennai First Floor, 950/1, Poonamallee High Road, Arumbakkam, Chennai – 600 106.	(1) Ambattur 77-A, South Avenue Road, Ambattur Industrial Estate, Ambattur Taluk, Thiruvallur District, Chennai – 600 058. (2) Chennai First Floor, 950/1, Poonamallee High Road, Arumbakkam, Chennai – 600 106. (3) Gummidipoondi 88A, First Cross Road, SIPCOT Industrial Complex, Gummidipoondi - 601201. (4) Maraimalai Nagar Maraimalai Adigalar Street, Next to Municipal Office, Maraimalai Nagar, Chennai – 603 209. (5) Sriperumbudur No.CP-5B, SIPCOT Industrial, Growth Centre, Oragadam, Sriperumpudur Taluk, Kanchipuram District-602105

II. CONSTITUTION OF THE BOARD

Sl. No.	Zonal Offices, O/o. JCEE (M)	Jurisdiction Offices, O/o. District Environmental Engineer
		<p>(6) Tiruvallur Master plan complex, Adjacent to sub Treasury Near Tollgate, Tiruvallur-602001.</p>
2	<p>Vellore Auxilium College Road, (Opposite to Auxilium College) Gandhi Nagar, Vellore – 632 006.</p>	<p>(7) Dharmapuri SF.No.415/1,Adhiyaman Kottai - Hosur Bypass Road, A.Reddihalli village, Dharmapuri Taluk, Dharmapuri District - 636 809.</p> <p>(8) Hosur Plot No.:140A, SIPCOT Industrial Complex, Hosur – 635 126.</p> <p>(9) Thiruvannamalai Collectorate Master Plan Complex, Venkikal, Thiruvannamalai District -606 604.</p> <p>(10) Vellore Auxilium College Road, (Opposite to Auxilium College) Gandhi Nagar, Vellore – 632 006.</p> <p>(11) Villupuram District Collectorate Master Plan Complex, Back side of Taluk office, Villupuram – 605 602.</p> <p>(12) Vaniyambadi 392, Plot No.PP2, SIDCO Industrial Estate, Vaniyambadi – 635 751</p>
3	<p>Salem No.9, 4th Cross Street, Brindhavan Road, Fairlands, Salem – 636 016.</p>	<p>(13) Erode CMP Plot, SIDCO Industrial Estate, Chennimalai Road, Erode – 638 001.</p> <p>(14) Karur S.F.No.654 part, 655 Part, L.N.S.Village, L.G.B.Nagar, Arivuthirukkovil Road, Karur-639002.</p> <p>(15) Kumarapalayam No. 298/A, Salem Main Road, Thiruvaluvar Nagar, Kumarapalayam Namakkal District – 638183</p> <p>(16) Namakkal Collectorate Campus, Near Tamil Nadu Civil Supply Corporation, Namakkal – 637 003.</p> <p>(17) Perundurai Plot No.: J-2(W), SIPCOT Industrial Growth Centre, Near SIPCOT Project Office, Perundurai – 638052</p> <p>(18) Salem Siva Tower, Post Box No.: 457, No.: 1/276, Meyyanur Main Road, Salem – 636 004.</p>
4	<p>Coimbatore 4th Floor, No.34, Bharathi Park 8th Cross Street, Saibaba Colony, Coimbatore – 641011</p>	<p>(19) Coimbatore (North) No.5, Ramasamy Nagar, Near Fire Service Station, Kavundampalayam, Coimbatore – 641 030.</p> <p>(20) Coimbatore (South) Plot No.: E-55A, SIDCO Industrial Estate, Pollachi Main Road, Kurchi, Coimbatore – 641 021.</p> <p>(21) Ooty Additional Collectorate Building, Block-II Finger Post, The Nilgiris – 643005</p> <p>(22) Tiruppur (North) Kumaran Complex, Kumaran Road, Tiruppur – 641 601.</p> <p>(23) Tiruppur (South) 12A, Pollachi By-Pass Road, Palladam, Tiruppur – 641 664.</p>

II. CONSTITUTION OF THE BOARD

Sl. No.	Zonal Offices, O/o. JCEE (M)	Jurisdiction Offices, O/o. District Environmental Engineer
5	Trichy No.: 25, Developed Plots, Thuvakudy, Trichy – 620 015.	(24) Ariyalur SF.No.4/326, Trichy Main Road, Keelapalur Village, Ariyalur Taluk, Ariyalur District – 621 707
		(25) Pudukottai SIPCOT Industrial Complex, Thiruvengaivasal, Pudukkottai – 622 002.
		(26) Thanjavur Plot No.: 23, T.S. No.: 3303/1, SIDCO Industrial Complex, Nanchikottai Salai, Opposite to Ulavar Santhai, Thanjavur – 613 006.
		(27) Trichy No.: 25, Developed Plots, Thuvakudy, Trichy – 620 015.
6	Madurai SIDCO Industrial Estate, Kappalur, Thirumangalam Taluk, Madurai – 625 008.	(28) Dindigul Collectorate Complex, Dindigul – 624 004.
		(29) Madurai SIDCO Industrial Estate, Kappalur, Thirumangalam Taluk, Madurai – 625 008
		(30) Ramanathapuram D.No.1-1984, Jothi Nagar Collectorate Post, Sakkarakottai Village, Ramanathapuram
		(31) Sivagangai Collectorate Complex, Sivagangai – 630561.
		(32) Theni SAR Complex, Door No.15/4, 12A/3, Back to National Theatre, Theni District – 625 531.
7	Tirunelveli Tamil Nadu Pollution Control Board, No.32, 33, A/3 Raja Rajeswari Nagar, Perumalpuram, Tirunelveli – 627007	(33) Nagercoil No. 318/46A, Water Tank Road, Nagercoil, Kanyakumari District – 629 001
		(34) Tirunelveli 30/2, SIDCO Industrial Estate, Pettai, Tirunelveli – 627 010.
		(35) Thoothukudi C7 & C9, SIPCOT Industrial Complex, Meelavittan, Thoothukudi – 628 008.
		(36) Virudhunagar No. 23, Master Plan Area, Sathur Road, Collectorate, Virudhunagar – 626 002.
8	Cuddalore Tamil Nadu Pollution Control Board, No.14B/2, Bethel Tower, Pondy Road, Manjakuppam, Cuddalore – 607001.	(37) Cuddalore Plot No.A-3, SIPCOT Industrial Complex, Kudikadu, Cuddalore – 607 005.
		(38) Nagapattinam, District Collectorate, Master Plan Complex, Nagapattinam-611 001.

In addition to the above, there are 5 Flying Squads headed by Environmental Engineers functioning at Tiruppur, Erode, Chennai, Salem and Vellore for effective monitoring of the Effluent Treatment Plants (ETPs) / Common Effluent Treatment Plants (CETPs) / Zero Liquid Discharge (ZLD) Systems and protect the water bodies from pollution.

II. CONSTITUTION OF THE BOARD

Sl. No.	Address
1	Flying Squad Tiruppur, Tamil Nadu Pollution Control Board, 16, Rayapuram East Street, Tiruppur – 641601.
2	Flying Squad Erode, Tamil Nadu Pollution Control Board, CMP Plot, SIDCO Industrial Estate, Chennimalai Road, Erode – 638 001.
3	Flying Squad Chennai, Tamil Nadu Pollution Control Board, 3 rd Floor, 950/1, Poonamallee High Road, Arumbakkam, Chennai - 600 106.
4.	Flying Squad Salem, Tamil Nadu Pollution Control Board, Plot No.A-27, Door No.68/136K, Gangai Street, Nedunchalai Nagar, Salem - 636 005.
5.	Flying Squad Vellore, Tamilnadu Pollution Control Board, Auxilium College Road, (Opposite to Auxilium College) Gandhi Nagar, Vellore - 632 006.

Further, Assistant Environmental Engineer Offices are formed at the following locations for monitoring the industries in an effective manner.

Sl. No.	Address
1.	Manali, TamilNadu Pollution Control Board, No.33/80, 1st Main Road, RamakrishnaNagar, Ernavoor, Chennai – 600057
2.	Mettur Tamil Nadu Pollution Control Board, No.708, Block No.25, Ward-B, Beard Shell Garden, Adhiparasakthi Kovil Street, Mettur Dam, Mettur, Salem District-636401
3.	Ranipet Tamil Nadu Pollution Control Board, No.5/169A, Kambar Street, Bharathi Nager, Ranipet-632403

2.2.3 Laboratories

TNPCB has established 18 Laboratories at two levels viz. Advanced Environmental Laboratories (AELs) and District Environmental Laboratories (DELs) to assist the Board in monitoring the Industries viz., Ambient Air & Water Quality of the State.

Sl. No.	Location of Laboratory	Districts Covered	Analytical Facilities Available
Advanced Environmental Laboratories (AEL)			
1	Chennai 76, Mount Salai, Guindy, Chennai-600 032.	Chennai, Ambattur, Sriperumbudur	Analytical Balance, AOX Analyser, Atomic Absorption Spectrophotometer with Graphite furnace, Bacteriological Incubator, BOD Incubator, CO Analyser, COD Digester, Cold Room, Conductivity Meter, Dissolved Oxygen Meter, Fine Particulate Sampler PM2.5, Flame Photometer, Flue Gas Analyser, FTIR, Gas Chromatograph, ICP-MS, Microbalance, Mercury Analyser, Muffle Furnace, Ozone Analyser, pH Meter, Respirable Dust Sampler PM10, Rotary Evaporator, Sound Level Meter, Stack Monitoring Kit, Total Kjeldhal Nitrogen Analyser, TOC Analyser, Turbidity meter, UV Visible Spectrophotometer, VOC Analyser, Wind monitoring Kit.

II. CONSTITUTION OF THE BOARD

Sl. No.	Location of Laboratory	Districts Covered	Analytical Facilities Available
2	Coimbatore No.5, Ramasamy Nagar, Koundampalayam Coimbatore- 641030.	Coimbatore and Nilgiris	Analytical Balance, Atomic Absorption Spectrometer with Graphite furnace, Automatic Weather Station, BOD Incubator, CO Analyser, COD Digester, Cold Storage Deep Freezer, Conductivity Meter, Fine Particulate Sampler PM2.5, Flame Photometer, Micro Balance, Ozone Analyser, pH Meter, Respirable Dust Sampler PM10, Sound Level Meter, Stack Monitoring Kit, Total Kjeldhal Nitrogen Analyser, UV Visible Spectrophotometer, Zero Head space Extractor Filtration System.
3	Cuddalore Plot No. A3, SIPCOT Industrial Complex, Kudikadu, Cuddalore - 607 005	Cuddalore, Villupuram, Mayiladuthurai and Thiruvarur.	Analytical Balance, Atomic absorption Spectrometer with Graphite furnace, BOD Incubator, CO Analyser, COD Digester, Conductivity Meter, Fine Particulate Sampler PM2.5, Flame Photometer, Humidity Chamber, Micro Balance, pH Meter, Respirable Dust Sampler PM10, Sound Level Meter, Stack Monitoring Kit, Total Kjeldhal Nitrogen Analyser, UV Visible Spectrophotometer, VOC Analyser.
4	Madurai SIDCO Industrial Estate, Kappalur, Thirumangalam Taluk, Madurai - 625008	Madurai, Sivagangai, Virudhunagar, Ramanathapuram	Analytical Balance, Atomic absorption Spectrometer with Graphite furnace, Autoclave, Bacteriological Incubator, BOD Incubator, CO Analyser, COD Digester, Cold Storage Deep Freezer, Conductivity Meter, Fine Particulate Sampler PM2.5, Flame Photometer, Muffle Furnace, Ozone Analyser, pH Meter, Respirable Dust Sampler PM10, Semi Micro Balance, Sound Level Meter, Stack Monitoring Kit, Top Pan Balance, Total Kjeldhal Nitrogen Analyser, Turbidity Meter, UV Visible Spectrophotometer, VOC Analyser, Water Distillation Unit, Zero Head Space Extractor.
5	Salem Siva Tower, 1/276, Meyyanur Main Road, Salem – 635 004.	Salem, Erode, Namakkal, and Dharmapuri	Analytical Balance, Atomic Absorption Spectrophotometer with Graphite furnace, Bacteriological Incubator, BOD Incubator, CO Analyser, COD Digester, Conductivity Meter, Dissolved Oxygen Meter, Fine Particulate Sampler PM2.5 Sampler, Flame Photometer, Flue Gas Analyser, Muffle Furnace, Ozone Analyser, pH Meter, Respirable Dust Sampler PM10, Sound Level Meter, Stack Sampler, Total Kjeldhal Nitrogen Analyser, Turbidity Meter, UV Visible Spectrophotometer, VOC Analyser.
6	Vellore Auxilium College Road, Gandhi Nagar, Vellore – 632 006	Vellore, Vaniyambadi, Tiruvannamalai	Analytical Balance, Atomic Absorption Spectrophotometer with Graphite furnace, BOD Incubator, Centrifuge, COD Digester, Conductivity Meter, Dissolved Oxygen Meter, Fine Particulate sampler PM2.5, Flame Photometer, Flue Gas Analyser, Gas Chromatograph, Micro Balance, Muffle Furnace, pH Meter, Respirable Dust Sampler PM10, Sound Level Meter, Stack Monitoring Kit, Top Pan Balance, Total Kjeldhal Nitrogen Analyser, UV Visible Spectrophotometer.

II. CONSTITUTION OF THE BOARD

Sl. No.	Location of Laboratory	Districts Covered	Analytical Facilities Available
7	Trichy 25, Developed Plots, Thuvakkudi, Trichy –620 015.	Trichy, Pudukottai, Thanjavur, Ariyalur	Analytical Balance, Atomic Absorption Spectrophotometer with Graphite furnace, Bacteriological Incubator, BOD Incubator, COD Digester, Conductivity Meter, Dissolved Oxygen Meter, Fine Particulate Sampler PM2.5, Flame Photometer, Flue Gas Analyser, Gas Chromatograph, Micro Balance, pH Meter, Centrifuge, Respirable Dust Sampler PM10, Rotary Evaporator, Sound Level Meter, Stack Monitoring Kit, Total Kjeldhal Nitrogen Analyser, UV Visible Spectrophotometer.
8	Tirunelveli 30/2, SIDCO Industrial Estate, Pettai, Tirunelveli – 627 010.	Tirunelveli, Nagercoil	Analytical Balance, Atomic Absorption Spectrophotometer with Graphite furnace, Autoclave, Bacteriological Incubator, BOD Incubator, Centrifuge, COD Digester, Conductivity Meter, Dissolved Oxygen Meter, Fine Particulate Sampler PM2.5, Flame Photometer, Gas Chromatograph, Micro Balance, Muffle Furnace, pH Meter, Respirable Dust Sampler PM10, Sound Level Meter, Stack Monitoring Kit, Top Pan Balance, Total Kjeldhal NitrogenAnalyser, Turbidity Meter, UV Visible Spectrophotometer.
District Environmental Laboratories (DEL)			
9	Ambattur 77 A, South avenue road, Ambattur Industrial Estate, Ambattur, Chennai-600 058.	Tiruvallur	Analytical Balance, Bacteriological Incubator, BOD Incubator, COD Digester, Conductivity Meter, Dissolved Oxygen Meter, Fine Particulate Sampler PM2.5, Flame Photometer, Muffle Furnace, pH Meter, Respirable Dust Sampler PM10, Semi Micro Balance, Sound Level Meter, Stack Monitoring Kit, TKN Analyser, Turbidity Meter, UV Visible Spectrophotometer.
10	Dindigul Collector office Complex, Dindigul–624 004.	Dindigul, Theni, Karur	Analytical Balance, Bacteriological Incubator, BOD Incubator, COD Digester, Conductivity Meter, Dissolved Oxygen Meter, Flame Photometer, Micro Balance, Muffle Furnace, pH Meter, Fine Particulate Sampler PM2.5, Respirable Dust Sampler Sampler PM10, Sound Level Meter, Stack Monitoring Kit, Turbidity Meter, UV Visible Spectrophotometer.
11	Hosur 149-A, SIPCOT Complex, Near Dharga, Hosur - 635126.	Krishnagiri and Dharmapuri	Analytical Balance, Bacteriological Incubator, BOD incubator, COD digester, Conductivity Meter, Dissolved Oxygen Meter, Fine Particulate Sampler PM2.5, Flame Photometer, Gas Chromatograph, Micro Balance, Microwave Digester, Muffle Furnace, Orion Analyser, pH Meter, Centrifuge, Respirable Dust Sampler PM10, Sound Level Meter, Stack Monitoring Kit, Total Kjeldhal NitrogenAnalyser, Top Pan Balance, Turbidity Meter, UV Visible Spectrophotometer, Wind Monitoring Kit.
12	Manali 950/1 Poonamallee High Road, Arumbakkam Chennai–600106.	Chennai and Tiruvallur	Analytical Balance, Atomic Absorption Spectrophotometer, BOD Incubator, COD Digester, pH Meter, Conductivity Meter, Flame Photometer, Flue Gas Analyser, Muffle Furnace, Fine Particulate Sampler PM2.5 Sampler, RDS Respirable Dust Sampler PM10, Sound Level Meter, Stack Monitoring Kit, Top Pan Balance, Total Kjeldhal NitrogenAnalyser, UV Visible Spectrophotometer, VOC Analyser.

II. CONSTITUTION OF THE BOARD

Sl. No.	Location of Laboratory	Districts Covered	Analytical Facilities Available
13	Maraimalai Nagar Maraimalai Adigalar Street, Near MM nagar Municipality, Kancheepuram Dist. PIN-603 209	Chengalpattu	Analytical Balance, Atomic Absorption Spectrophotometer, BOD Incubator, COD Digester, Conductivity Meter, Dissolved Oxygen Meter, Flame Photometer, Fine Particulate Sampler PM2.5, Micro Balance, Muffle Furnace, pH Meter, Respirable Dust Sampler PM10, Sound Level Meter, Stack Monitoring Kit, Top Pan Balance, Total Kjeldhal Nitrogen Analyser, UV Visible Spectrophotometer, VOC Analyser.
14	Thoothukudi C7-C9, SIPCOT, Industrial Complex, Meelavittan Village, Thoothukudi PIN-628 008	Thoothukudi	Analytical Balance, Atomic Absorption Spectrophotometer, BOD Incubator, COD Digester, Conductivity Meter, Dissolved Oxygen Meter, Fine Particulate Sampler PM2.5, Flame Photometer, Flue Gas Analyser, Micro Balance, pH Meter, Respirable Dust Sampler PM10, Sound Level Meter, Total Kjeldhal Nitrogen Analyser, Turbidity Meter, UV Double Beam Spectrometer, Wind Monitoring Kit.
15	Tiruppur Kumaran Commercial Complex, 2nd Floor, Kumaran Road, Tiruppur – 641 601.	Tiruppur and Erode	Analytical Balance, Autoclave, Atomic Absorption Spectrophotometer with Graphite furnace, BOD Incubator, Conductivity Meter, Dissolved Oxygen Meter, Flame Photometer, Fine Particulate Sampler PM2.5, Muffle Furnace, pH Meter, Respirable Dust Sampler PM10, Semi-Micro Balance, Sound Level Meter, UV Visible Spectrophotometer, Stack Monitoring Kit.
16	Perundurai No.J2 (W) near SIPCOT Arch, Kovai Main Road, Olap-palayam PO, Perundurai - 638 052.	Erode	Analytical Balance, Atomic Absorption Spectrophotometer with Graphite furnace, BOD Incubator, COD Digester, Conductivity Meter, Dissolved Oxygen Meter, Fine Particulate Sampler PM2.5, Flame Photometer, Flue Gas Analyser, Muffle Furnace, pH Meter, Respirable Dust Sampler PM10, Semi-Micro Balance, Stack Monitoring Kit, Total Kjeldhal Nitrogen Analyser, Turbidity Meter, UV Visible Spectrophotometer.
Establishment of District Environmental Laboratory - Oragadam & Nagapattinam (G.O (MS) No.210; Dated 15.12.2022) under establishment process.			

The AELs at Chennai, Coimbatore, Cuddalore, Madurai and Salem have got NABL (National Accreditation Board for Testing and Calibration Laboratories) accreditation as per ISO / IEC 17025:2017. During the year 2022-2023, 32,995 samples of water, sewage and trade effluents were collected and analysed. Stack monitoring and ambient air quality survey including complaint was conducted in 1475 units. Laboratory wise details are given in Annexure-II.

2.3 Details of Staff Strength

TNPCB total sanctioned post are 1059 which including Engineers, Scientists, Administration, Accounts and Miscellaneous Staffs. Details of staff strength as on 31.03.2023 are given below:

II. CONSTITUTION OF THE BOARD

Details of staff strength as on 31.03.2023 are given below:

Sl. No.	Designation	Sanctioned Post	Filled Post	Vacant Post
1	Chairman	1	1	0
2	Member Secretary	1	1	0
3	Engineering Service	292	230	62
4	Engineering Subordinate Service	12	6	6
5	Scientific Service	125	109	16
6	Scientific Subordinate Service	90	51	39
7	General Service	44	22	18
8	General & Subordinate Service	403	213	193
9	Miscellaneous Services	11	0	11
10	Basic Services	78	10	69
11	(Deputation) Director Labs & F.A.	2	1	1
	NET Total	1059	644	415

The break-up details of staff strength in each service is given below:

Sl. No.	Name of the Post	Sanctioned post	Present strength	Vacant
1	Chairman	1	1	-
2	Member Secretary	1	1	-
	Total - A	2	2	-
Engineering Service				
1.	Chief Environmental Engineer	1	1	0
2.	Additional Chief Environmental Engineer	2	2	0
3.	Joint Chief Environmental Engineer	15	11	4
4.	Environmental Engineer	58	54	4
5.	Assistant Environmental Engineer	54	51	3
6.	Assistant Engineer	161	111	50
7.	Assistant Engineer (Auto)	1	0	1
	Total - B	292	230	62
Engineering Subordinate Service				
1	Junior Engineer (Electrical)	1	0	1
2	Junior Engineer (Civil) (Technical Assistant (Civil) upgraded)	1	1	0
3	Assistant Draughtsman	3	0	3
4	Electrician (Grade-I)	6	4	2
5	Technical Assistant	1	1	0
	Total - C	12	6	6
As per G.O Ms.No.75 dated 14.07.16 Junior Engineer (civil) the post shall be reverted back to Technical Assistant either on the superannuation or on the exit of the individual from TNPCB.				
Scientific Service				
1	Deputy Director (Lab)	2	2	0
2	Assistant Director (Lab)	10	6	4
3	Chief Scientific Officer	5	5	0
4	Deputy Chief Scientific Officer	28	24	4
5	Environmental Scientist	77	72	5

II. CONSTITUTION OF THE BOARD

Sl. No.	Name of the Post	Sanctioned post	Present strength	Vacant
6	Senior Meteorologist	1	0	1
7	Meteorologist	2	0	2
	Total - D	125	109	16
Scientific Subordinate Service				
1	Jr. Environmental Scientist	6	4	2
2	Field Assistant	56	33	23
3	Lab Assistant	28	14	14
	Total - E	90	51	39
General Service				
1	Senior Manager (F&A)	1	0	1
2	Manager	2	1	1
3	Manager (Law)	1	0	1
4	Law Officer	1	0	1
5	Additional Manager	8	1	7
6	Court Master	1	0	1
7	Deputy Manager	30	20	10
	Total - F	44	22	22
General Subordinate Service				
1	Assistant Manager	58	46	12
2	General Assistant	95	47	48
3	Assistant	83	45	38
4	Private Secretary	4	3	1
5	Steno-Typist (Grade-I)	7	5	2
6	Steno-Typist(Grade-II)	17	5	12
7	Steno-Typist(Grade-III)	4	2	2
8	Typist	63	47	16
9	Driver	56	13	43
10	Motor cycle messenger	1	0	1
11	Telephone Operator	2	0	2
12	Record Clerk	13	0	13
	Total – G	403	213	190
Miscellaneous Service				
1	Statistical Officer	1	0	1
2	Assistant Statistical Officer	1	0	1
3	Librarian (Grade-I)	1	0	1
4	Librarian (Grade-II)	1	0	1
5	Programmer	1	0	1
6	Assistant Programmer	2	0	2
7	Data Entry Operator	4	0	4
	Total - H	11	0	11
Basic Service				
1	Office Assistant	74	5	69
2	Sweeper	4	4	0
3	Watchman	1	1	0
	Total - I	79	10	69
Deputation Staff				

II. CONSTITUTION OF THE BOARD

Sl. No.	Name of the Post	Sanctioned post	Present strength	Vacant
1	Director Labs	1	0	1
2	Financial Advisor (deputation)	1	1	-
	Total – J	2	1	1
	Net Total (A + B+ C+ D + E + F + G + H + I +J)	1059	644	415

The bar graph of year wise staff strength is given in **Annexure-III**.

Details of Pensioners and Family Pensioners as on 31.03.2023

Sl.No.	Details	As on 31.03.2022	During the year 2022-23	Total as on 31.03.2023
1	Pensioners	380	45	425(6 – Deceased)
2	Family Pensioners	92	6	98(2 – Deceased)
	Total	472	51	523(Out of 523, 8 people have deceased)

-oOo-

CHAPTER-III

CONSTITUTION OF THE COMMITTEES BY THE BOARD

3.1 Formation of Committees

One of the main functions of the TNPCB is to issue consent to the industries under the Water (Prevention and Control of Pollution) Act, 1974 and the Air (Prevention and Control of Pollution) Act, 1981 and also to issue authorization to the units under various Rules notified under Environment (Protection) Act, 1986. For efficient and effective implementation of Acts and Rules and to have smooth functioning, the Board has constituted various Committees under Section 9 of the Water (Prevention and Control of Pollution) Act, 1974 and Section 11 of the Air (Prevention and Control of Pollution) Act, 1981, at the Head Office, at the level of Zonal and District Offices. These Committees are as follows:

3.1.1 Technical SubCommittee (TSC)

The Board has constituted a Technical Sub-Committee (TSC) (*Vide B.P.No.1, dated 06.02.2018*) in TNPCB Head Office, Chennai to decide on grant of Consent To Establish (CTE) and Consent To Operate (CTO) to the 17 Category Industries and Environment Impact Assessment (EIA) attracting projects. The composition of the Committee is as follows:

1	Chairman, TNPCB	Chairman
2	Member Secretary, TNPCB	Convener
3	Director of Industrial Safety and Health, Chennai	Member
4	Director of Public Health and Preventive Medicine	Member
5	All HoDs of Technical Section	Member

3.1.2 Consent Clearance Committee (CCC)

The Board has constituted a Consent Clearance Committee (CCC) (*Vide No. TNPCB/Per/P1/18730/2007, dated 02.07.2007*) and re-constituted (*Vide B.P.No.63 dated 28.11.2017*) in TNPCB Head Office, Chennai to decide on grant of CTE and CTO to Red Large and Red Medium industries. The composition of the Committee is as follows:

1	Member Secretary, TNPCB	Chairman
2	Additional Chief Environmental Engineers (ACEEs), TNPCB	Member
3	Joint Chief Environmental Engineers (JCEEs), TNPCB	Member

3.1.3 Zonal Level Consent Clearance Committee (ZLCCC)

The Board (*Vide B.P.Ms.No.4, dated 18.03.2009(as amended)*) has constituted Zonal Level Consent Clearance Committees (ZLCCCs) to decide on the grant of CTE and CTO to Red

III. CONSTITUTION OF THE COMMITTEES BY THE BOARD

Small, Orange Large, Orange Medium and Green Large industries. The composition of the Committee is as follows:

1	Joint Chief Environmental Engineer (Monitoring) (JCEE (M))	Committee - Head
2	All the District Environmental Engineers (DEEs) of the Zone	Members
3	Environmental Engineer (EE) – Zonal Office	Convener

3.1.4 District Level Consent Clearance Committee (DLCCC)

The Board (*Vide B.P.No.36, dated 05.10.2012 (as amended)*) has constituted District Level Consent Clearance Committees (DLCCCs) to decide on the grant of CTE and CTO to Orange Small, Green Medium and Green Small category industries. The composition of the Committee is as follows:

1	District Environmental Engineer (DEE)	Committee - Head
2	Assistant Environmental Engineer (AEE) in the District Office	Member and Convener
3	All Assistant Engineers (AEs) in the District Office	Members

3.2 Power Delegation to the Committees

In order to dispose of the applications made by industries for the issue of Consent / Authorizations / Registration expeditiously, the Board has delegated the powers to the officers of the TSC, CCC, ZLCCC and DLCCC (*Vide B.P.No.61, dated 23.08.2022 on a trial basis*) as follows:

Table – A - Power delegation for the issue of Consent Orders and for renewal of Consent Orders

S. No.	Particulars	17Category	RedLarge	RedMedium	Red Small, Orange (Large and Medium) and Green Large	Orange Small, Green (Medium and Small)
1	Consent to Establish & Expansion (CTE Revised)	TSC	CCC	CCC	ZLCCC	DLCCC
1A	Consent to Establish – Extension	CCC	CCC	CCC	ZLCCC	DLCCC
2	Consent to Operate & Expansion	TSC	CCC	CCC	ZLCCC	DLCCC
3	EIA & CRZ attracted Projects CTE & Expansion	TSC	TSC	CCC	CCC	CCC
3A	EIA & CRZ attracted Projects CTE & Extension	CCC	CCC	CCC	CCC	CCC
4	EIA & CRZ attracted Projects CTO & CTO Expansion	TSC	CCC	CCC	CCC	CCC

III. CONSTITUTION OF THE COMMITTEES BY THE BOARD

S. No.	Particulars	17Category	RedLarge	RedMedium	Red Small, Orange (Large and Medium) and Green Large	Orange Small, Green (Medium and Small)
5	CRZ alone attracting Projects CTE & Expansion	TSC	TSC	CCC	ZLCCC	DLCCC
5A	CRZ alone attracting Projects CTE – Extension	CCC	CCC	CCC	ZLCCC	DLCCC
6	CRZ alone attracting Projects CTO & Expansion	TSC	CCC	CCC	ZLCCC	DLCCC
7	Consent Renewal	Chairperson	M S* JCEE (M)**	JCEE (M)	DEE	DEE
8	Fresh consent for Name Change, Changes in stack for DG set, Merger of adjacent units without any changes in existing consent etc.,	Chairperson	M S * JCEE(M) **	JCEE (M)	DEE	DEE
		Change in Management, inclusion / alteration of stacks, changes in mode of disposal and all other cases where there is no change in products manufactured, raw material used and production capacity.				
8A	For any expansion projects of highly polluting industries those are attracting the G.O 213 & G.O 127, the Issue of Consent will be considered by placing it in TSC in the case of Red Large, CCC in the case of Red Medium and ZLCCC in the case of Red Small followed by recommending the project in Board meeting for obtaining relaxation from Government. After getting the G.O relaxation, CTE will be issued by Chairman in the case of Red Large, Member Secretary in the case of Red Medium and DEE in the case of Red Small.					
9	<ul style="list-style-type: none"> • * for all CRZ and EIA attracting industries and all Red-Large industries except the categories mentioned in Table-C • ** Red – Large industries for categories mentioned in Table-C only. 					

Table – B -Power delegation for issue of Authorization under various waste management rules

SI.No.	Particulars	Function	17 Category(Large & Mediumscale only)	Red Large	Red Medium	Red Small, Orange (Large & Medium)	Orange Small & All Green
1	First Time & subsequent Authorization & amendment under various Rules * are mentioned in SI No 6 of this table.	Inspection Authority	JCEE(M)	DEE	DEE	AEE/AE	AEE/AE
		Approving Authority	M.S	M.S* JCEE (M)**	JCEE (M)	JCEE (M)	DEE
		Issuing Authority	Sector JCEE	Sector JCEE * JCEE (M)**	JCEE (M)	JCEE (M)	DEE
2	Authorization & Pass Book for actual users [Under Rule 9 & Rule 13(2) - Part D Schedule 3 of H&OW Rules]	Inspection Authority	JCEE(M)	DEE	DEE	AEE/AE	AEE/AE
		Approving Authority	M.S	M.S	MS	MS	MS
		Issuing Authority	Sector JCEE	Sector JCEE	Sector JCEE	Sector JCEE	Sector JCEE

III. CONSTITUTION OF THE COMMITTEES BY THE BOARD

Sl.No.	Particulars	Function	17 Category(Large & Mediumscale only)	Red Large	Red Medium	Red Small, Orange (Large & Medium)	Orange Small & All Green
3	Authorization & Pass Book for list of commonly recyclable Hazardous Waste as per Schedule IV of H&OW Rules.	Inspection Authority	JCEE(M)	DEE	DEE	AEE/AE	AEE/AE
		Approving Authority	M.S	M.S	MS	MS	MS
		Issuing Authority	Sector JCEE	Sector JCEE	Sector JCEE	Sector JCEE	Sector JCEE
4	Hazardous waste under H&OW Rules - One time Authorization of Traders for Import – All Category	Inspection Authority	DEE	DEE	DEE	DEE	DEE
		Approving Authority	MS	MS	MS	MS	MS
		Issuing Authority	Sector JCEE	Sector JCEE	Sector JCEE	Sector JCEE	Sector JCEE
5	Plastic Registration – All Category	Inspection Authority	AEE/AE	AEE/AE	AEE/AE	AEE/AE	AEE/AE
		Approving Authority	DEE	DEE	DEE	DEE	DEE
		Issuing Authority	DEE	DEE	DEE	DEE	DEE
6	Battery Registration to dealers	DEE	DEE	DEE	DEE	DEE	DEE
*Red-Large industries except the categories mentioned in Table-C							
** Red-Large industries for categories mentioned in Table-C							

MS – Member Secretary; JCEE (M) – Joint Chief Environmental Engineer (Monitoring); JCEE (Sector) - Joint Chief Environmental Engineer (Sector); DEE – District Environmental Engineer

Note:

- (1) Inspection Authority means the officer whose inspection report shall be considered for issue of Authorization, Registration etc.
- (2) Approving Authority means the authority who takes decision on the issue of Authorization, Registration
- (3) Issuing Authority means the authority issuing Authorization, Registration after getting necessary approval from Approving Authority

Table – C - List of Red – Large Industries for which Renewal of Consent can be approved by JCEE (M)

Sl. No	Type code	Industry sector-Types
1	1001	Isolated storage of Hazardous Chemicals (as per schedule of Manufacturing, Storage of Hazardous chemicals Rules, 1989 as amended)
2	1005	DG Set of capacity ≥ 5 MVA
3	1006	Industrial carbon including electrodes and graphite blocks, activated carbon, carbon black
4	1007	Lead acid battery manufacturing (excluding assembling and charging of lead- acid battery in micro scale)
5	1008	Phosphate rock processing plant
6	1009	Power generation plant [except Wind and Solar renewable power plants of all capacities and Mini Hydel power plant of capacity <25MW]
7	1013	Fibre glass production and processing (excluding moulding) including Lead containing glass

III. CONSTITUTION OF THE COMMITTEES BY THE BOARD

Sl. No	Type code	Industry sector-Types
8	1014	Fire crackers manufacturing and bulk storage facilities
9	1016	Milk processes and dairy products (integrated project)
10	1017	Phosphorous and its compounds
11	1018	Pulp & Paper (waste paper based without bleaching process to manufacture Kraft paper)
12	1025	Basic chemicals and electro chemicals and its derivatives including manufacturing of acid
13	1030	Health-care Establishment (as defined in BMW Rules) having incinerator irrespective of waste generation (or) having total waste water generation 100 KLD and above
14	1031	Hotels having overall wastewater generation @ 100 KLD and more (or) having rooms 100 and above
15	1038	Photographic film and its chemicals
16	1039	Railway locomotive work shop / Integrated road transport workshop / Authorized service centers having waste water generation 100 KLD and above
17	1042	Ship Breaking Industries
18	1049	Slaughter house (as per notification S.O.270(E)dated 26.03.2001)and meat processing industries, bone mill, processing of animal horn, hoofs and other body parts
19	1061	Synthetic detergents and soaps (excluding formulation) having waste water generation 100 KLD and above
20	1062	Automobile servicing, repairing and painting (excluding only fuel dispensing) having waste water generation 100 KLD and above
21	1063	Building and construction project more than 20,000 sq.m built up area and having waste water generation 100 KLD and above
22	1068	Manufacturing of glass (Lead glass only)
23	1069	Non-alcoholic beverages (soft drink) & bottling of alcohol/ non-alcoholic products having waste water generation 100 KLD and above
24	1070	Vegetable oil manufacturing including solvent extraction and refinery / hydrogenated oils having waste water generation 100 KLD and above
25	1071	Parboiled Rice Mills having waste water generation 100 KLD and above (or) fuel consumption 12 MTD and above (or) both
26	1077	MSW sanitary landfill site
27	1081	Sewage Treatment Plant
28	1083	Tyre, Tube and Rubber Components
29	1084	Analytical & material testing lab

3.2.1 Detail of meetings conducted by the committees during the year 2022-2023

Committee 0073	Total No. of meetings	Total No. of subjects placed in the meetings	No. of subjects approved	No. of subjects for which additional details called for, rejected and returned
Technical Sub-Committee	19	189	175	14
Consent Clearance Committee	19	494	478	16
Zonal Consent Clearance Committee	138	1362	1331	31
District Level Consent Clearance Committee	923	5570	5505	65
Total	1099	7615	7489	126

Note: DLCCC subjects include Auto Renewal Applications.

III. CONSTITUTION OF THE COMMITTEES BY THE BOARD

The minutes of meeting of the above committees are uploaded in TNPCB web site periodically.

3.3 Pollution Load Assessment Committee (PLAC)

The Ministry of Environment, Forest and Climate Change, Government of India has notified an amendment in the EIA Notification, 2006 vide S.0.3518 (E), dated 23rd November 2016. As per the notification, TNPCB has constituted PLAC vide Proceeding No. TNPCB / F.004987 / 2017, dated 02.11.2017 to examine the applications received from the units seeking 'No Increase in Pollution Load Certificate'. The Composition of Committee is as follows:

Sl. No.	Name and Designation of Officer	Position
1.	Member Secretary, TNPCB, 76, Mount Salai, Guindy, Chennai – 600 032	Chairman
2.	Zonal Officer, CPCB-South Zonal Office 1 st & 2 nd Floors, Nisarga Bhavan, A-Block, Thimmaiah Main Road, 7 th D-Cross Shivnagar, Bengaluru – 560 079	Member
3.	Dr. P. Sessa Talpa Sai, Professor–Department of Chemical Engineering, I.I.T Madras, Chennai–600 036	Expert Member
4.	Dr. S. Sivanaesan, Professor & Dean–A.C.Tech, Anna University, Chennai - 600 025	Expert Member
5.	Dr. N. Balasubramanian, Professor–Chemical Engineering Department, A.C. Tech, Anna University, Chennai–600 025	Expert Member
6.	Dr. P. Shanmugam, Senior Principal Scientist, Environment Engineering Department, C.L.R.I, Chennai–600 025	Expert Member
7.	Joint Chief Environmental Engineer, (Sector HOD), Tamil Nadu Pollution Control Board, Chennai – 600 032	Convener

During the year 2022-2023, the Pollution Load Assessment Committee has examined the following proposals.

Sl. No.	Industries Name and Address	Meeting held on
1	M/s. Kothari Petrochemicals Ltd, Sathangadu Village, Manali, Chennai District	20.06.2022
2	M/s. Pharmazell India Pvt Limited, Unit –II, A-1& A-2 MEPZ, Kadaperi Village, Chengalpattu District	20.06.2022
3	M/s. Clariant Chemicals (India) Limited, Kudikadu Village, Cuddalore District	20.06.2022
4	M/s. J.R Metal Chennai Limited Periyapuliyur Village, Tiruvallur District	20.06.2022
5	M/s. ARS Energy Pvt Ltd., Gummidipoondi, Tiruvallur District	20.06.2022
6	M/s. Ultratech Cement Limited Arakonam Cement Works, Sitheri Village, Arakkonam Taluk, Ranipet District.	14.11.2022
7	M/s. JSW Steel Limited, Salem Works, Mettur Taluk, Salem District	14.11.2022

III. CONSTITUTION OF THE COMMITTEES BY THE BOARD

8	M/s. Agni Steel Pvt Ltd., Ingur Village, Perundurai Taluk, Erode District	14.11.2022
---	--	------------

3.4 District Coordination Committee (DCC)

The Government (*Vide G.O.Ms.No.23, Environment and Forests (EC.1) Department, dated: 01.03.2018*) has constituted a District Coordination Committee (DCC) in all the Districts, comprising of the following members so as to restrain the operation of illegal units discharging untreated effluent on land or into water bodies, thereby to protect the precious water bodies in the State. The committee is empowered to disconnect power supply, water supply, seizure of materials, sealing of unit's premises/machinery and eviction etc. The Committee is also empowered to file criminal case against the owner of land and unit. The Composition of Committee is as follows:

Sl. No.	Members of the Committee	Position
1	District Collector	Chairman
2	District Environmental Engineer, TNPCB	Convener
3	Environmental Engineer (Flying Squad), TNPCB (if available)	Member
4	District Superintendent of Police	Member
5	Superintending Engineer, TANGEDCO	Member
6	Executive Engineer, PWD (WRO Division)	Member
7	Revenue Divisional Officer	Member

-oOo-

CHAPTER - IV

MEETINGS OF THE BOARD

4.1 Details of Board Meeting

As per the provision of Section 8 of the Water (Prevention and Control of Pollution) Act, 1974 and Section 10 of the Air (Prevention and Control of Pollution) Act, 1981, the Board shall meet at least once in every three months and shall observe such rules of procedures with regard to the transaction of business at its meeting as may be prescribed. During the year 2022–2023, the Board has met 4 times and transacted the business. The details are as follows:

The details of Board Meetings held during the period from April 2022 to March 2023 are as follows:

Sl. No.	Board Meeting Number	No. of Subject Placed	Date of Meeting
1	286	52	05.04.2022
2	287	44	01.08.2022
3	288	38	17.10.2022
4	289	58	16.03.2023
	Total	192	

4.2 Major Decisions Taken by the Board

1. Issue of onetime 'Consent to Operate-Direct' to the mining of minor mineral projects with validity period on par with the environmental clearance issued by the competent authority fulfilling with certain norms & conditions(**Resolution No.286-2-2**)
2. Delegation of powers to DLCCC to decide on issue of CTE/CTO for mining of Minor minerals falling under B2 & B1 category projects (From 0-25 ha. including cluster area under R/S category) which are granted with Environmental Clearance by the SEIAA. All the other powers as delegated in B.P.No.63, dated: 28.11.2017 remains unaltered.(**Resolution No.286-2-3**)
3. Carry out the study on "Impacts of climate change in Chennai in view of floods and inundation" through Sustainable Environment and Ecological Development Society.(**Resolution No.286-2-4**)
4. Creation of 7 new District Environmental Engineer offices for the newly created Revenue Districts of Kallakurichi, Tenkasi, Perambalur, Mayiladuthurai, Thiruvavur, Ranipet, and bifurcation of Chennai district Office into Chennai (South). at the total cost of Rs. 7.00 crores (**Resolution No.286-2-5**)

IV. MEETINGS OF THE BOARD

5. Bifurcation of existing O/o Joint Chief Environmental Engineer (Monitoring), Chennai and a new JCEE (M) office may be formed at Chengalpattu at cost of Rs.91 Lakhs from the Board's fund. **(Resolution No.286-2-6)**
6. Collecting consent fee from the Government Institutions based on the GFA of STP, DG sets, Organic Waste Converter, etc., for the issue of renewal of consent similar to Owners/ Residential Welfare Association as per B.P.No.65 dated 27.11.2019. **(Resolution No.286-2-7)**
7. Conducted the “**Meendum Manjappai**” Campaign as a part of “People's campaign on one time use and throwaway plastics” utilizing the CPCB's grant in aid provided to the TNPCB under the scheme of “Pollution Assessment’ – Assistance for abatement of Pollution @ cost of Rs. 43,21,173/- **(Resolution No.286-2-9)**
8. Sanctioning of the amount of Rs. 1,67,34,047/- spent towards the broadcasting & advertisement charges for the “**Meendum Manjappai**” Campaign as a part of “People's campaign on one time use and throwaway plastics” from the Board's fund, since the funds allotted in the “Pollution Assessment” – Assistance for abatement of Pollution**(Resolution No.286-2-10)**
9. Release of Rs.1.85 crores to the Tamil Nadu Climate Change Mission to conduct base line studies on various activities under Tamil Nadu Climate Change Mission as per G.O.(Ms).no.54 ECCF(EC.2)dept dated 23.03.2022 from board's fund**(Resolution No.286-2-11)**.
10. Construction of office building for Joint Chief Environmental Engineer (Monitoring), District Environmental Engineer and Advanced Environmental laboratory, Salem **at a cost of Rs.6,52,52,443/-** due to revision in the schedule of rates for the year of 2018-2019 and administrative approval accorded for the additional amount of Rs. 40,52,443/-. **(Resolution No.286-4-1)**.
11. Formation of Law wing in four Zonal Offices of Chennai, Coimbatore, Trichy and Madurai under the JCEE (M). This Law wing will be supported by engaging Law Consultants on full-time contract basis.**(Resolution No.286-4-6)**
12. Establishment of a District Environmental Laboratory (DEL) at Oragadam in Kancheepuram District by creating posts in scientific and supporting cadre under the head of the chief scientific officer at an approximate cost of Rs.292 Lakhs.**(Resolution No.286-4-7)**

IV. CONSTITUTION OF THE COMMITTEES.

13. Upgradation of District Environmental Laboratory, Ambattur as Advanced Environmental Laboratory, Ambattur to be headed by Assistant Director (Lab) at an approximate cost of Rs.276 lakhs**(Resolution No.286-4-8)**
14. Upgradation of District Environmental Laboratory, Tiruppur as Advanced Environmental Laboratory, Tiruppur to be headed by Assistant Director (Lab) at an approximate cost of Rs.143 Lakhs.**(Resolution No.286-4-9)**
15. In furtherance of the “Meendum Manjapai” campaign, the Tamil Nadu Pollution Control Board in collaboration with the Department of Environment, Climate Change and Forests, Government of Tamil Nadu will award “Manjapai Awards” of Rs.54 lakhs from the board fund to three schools, colleges and commercial establishments that effectively implement the ban on single-use plastic bags on their campuses. Grant of grant of costs. **(Resolution No.287-2-1)**
16. Empowering the Joint Chief Environmental Engineer (Monitoring) for a trial period of six months to renew approval for certain fair category industries to expedite approval and recognition within the time frame prescribed by the Board. **(Resolution No.287-2-3)**
17. Protocol to be followed by the existing and proposed charcoal manufacturing industries in view of compliance of Hon’ble NGT (SZ) order dated 20.11.2020 in O.A No.17,24 Etc of 2013. **(Resolution No.287-2-4)**
18. Release of Rs.50 lakhs to the Greater Chennai Corporation for Display of pictorial awareness poster on Meendum Manjappai in bus shelters for 3 months in Chennai Corporation area and placing dustbins from Board’s fund. **(Resolution No.288-2-1)**
19. Following the Government of Tamil Nadu and the Government of India banning single use plastic on 01.07.2022, in order to implement this, create awareness in the districts; declare beaches, tourist spots and temples as plastic free zones. In order to conduct events like setting up exhibitions, conducting competitions in schools in this regard, Rs.10 lakh to 38 District Collectors and total of Rs.380 lakh and Rs.5 lakh to 21 Municipal Corporations and total of Rs.105 lakh to the District Collector and Municipal Commissioners for implementation of the above said activities in this budget along with other related departments. **(Resolution No.288-2-2)**
20. Sanction of Rs. 93.13 lakhs (Rupees Ninety Three Lakhs Thirteen Thousand only) to carry out the “Micro-plastics Assessment in water bodies of Tamil Nadu. **(Resolution No.288-2-7)**

IV. MEETINGS OF THE BOARD

21. Approve an amount of Rs.1,77,00,000/- for engagement of technical support consultant for project development and monitoring for implementation of ban on disposable plastic in Tamil Nadu. **(Resolution No.288-2-8)**
22. Construction of O/o. Joint Chief Environmental Engineer (Monitoring) at Tirunelveli District at a total cost of Rs. 467.683 lakhs for the year of 2022-2023. **(Resolution No.288-4-1).**
23. Construction of O/o. District Environmental Engineer, Theni at Vadaveeranayakan Patti village, Periyakulam Taluk, Theni District at a total cost of Rs. 543.56 lakhs for the year of 2022-2023. **(Resolution No.288-4-2).**
24. Determination of Influent Waste Water Quality Levels for Tannery Common Effluent Treatment Plants with Zero Sewage Discharge and Other System Discharge, as per Notification of Ministry of Environment, Forest and Climate Change dated 1.1.2016. **(Resolution No.289-2-4).**
25. Amendment of powers vested in Zone-wise (ZLCCC) Approving Committee, and District-wise (DLCCC) Approving Committee for granting approval/renewal of CTE, CTO and categories of red-large and red-medium industries. **(Resolution No.289-2-8).**
26. To approve the disbursement of Rs.1.01 crore from the Board Fund for the year 2022-2023 to the Principal Chief Conservator of Forests and Chief Wildlife Conservator for implementation of "The Nilgiri Tahr" project as per instructions of Department of Environment, Climate Change and Forests. **(Resolution No.289-2-9)**

-oOo-

CHAPTER - V

ACTIVITIES OF THE BOARD

5.1 Monitoring and Issue of Consent to the Industries

As per the provisions of Section 25 of the Water (Prevention and Control of Pollution) Act, 1974 and Section 21 of the Air (Prevention and Control of Pollution) Act, 1981, no person shall, without the previous consent of the State Board, establish or operate any industrial plant which is likely to discharge sewage or trade effluent into a stream or well or sewer or on land and also in an air pollution control area of the entire State of Tamil Nadu. Hence industries have to obtain consent of the TNPCB under the above said Acts. Consents are issued to industries in two stages. In the first stage, the '**Consent to Establish**' (CTE) is issued after duly assessing, among others, the siting criteria of one km distance from river margin as per the G.O.Ms No.213 Environment and Forests Department, dated 30.03.1989 and five kms as per the G.O Ms. No.127 Environment and Forests Department, dated 08.05.1998 with the prime objective of protecting precious water bodies. During the second stage, the '**Consent to Operate**' (CTO) is issued to operate industrial units after ensuring the unit's compliance of conditions stipulated in the Consent to Establish.

Thereafter, 'Consent to Operate' should be renewed by the unit regularly and at any point of time, the unit should have valid consent of the Board. To consider Consent, field officers of the Board inspect the industries under their jurisdiction periodically to assess the adequacy of pollution control measures provided by the industries to treat sewage, trade effluent and emissions and to monitor their performance. They also investigate complaints related to environmental pollution received from the public, organizations and the Government. The industries are instructed to carry out necessary corrective measures if required.

5.1.1 Categorization of Industries

To facilitate the consent mechanism and effective monitoring, the CPCB has categorized the industries as Red, Orange, Green and White based on the **Pollution Index Score**. It has directed all State Pollution Control Boards (SPCBs) to adopt the same for grant of consent, inventorisation and other associated activities. Following the above categorization, the TNPCB has classified industries into a matrix of different categories by combining the pollution potential of an industry and the value of its Gross Fixed Assets (GFA) for the purpose of monitoring. Thus, industries are grouped as Red, Orange, Green and White and as Large, Medium and Small. As per the CPCB direction, there shall be no necessity of obtaining consent for White category industries and only intimation to TNPCB shall suffice.

V. ACTIVITIES OF THE BOARD

Categorisations of Industries are as follows:

Category based on GFA	GFA(Rs in crore)	Category based on polluting potential			
		Red	Orange	Green	White
Large	> 10	Highly Polluting	Medium Polluting	Less Polluting	Least Polluting
Medium	5 - 10				
Small	< 5				

Number of industries under the consent mechanism of the Board is as follows:

Size / Category	Red	Orange	Green	Total
Large	1987	3029	1191	6207
Medium	249	1026	601	1876
Small	10722	24541	10491	45754
Total	12958	28596	12283	53837

District office wise number of the industrial units is given in **Annexure-IV** and the number of industrial units that comes under the purview of the TNPCB from the year 1982 is given in **Annexure-V**.

The MoEF&CC, GoI have identified 17 categories of industrial sectors as highly polluting industries for intensive monitoring purpose. In Tamil Nadu, there are 194 industrial units under 17 categories of industrial sectors that are under operation. The details of the units are as follows:

Sl.No.	Category	No. of units
1	Sugar	29
2	Cement	24
3	Distillery including fermentation industry	13
4	Petrochemicals	8
5	Pulp and Paper	3
6	Fertilizers	7
7	Tanneries	11
8	Pesticides	2
9	Thermal Power Plants	60
10	Chlor Alkali	3
11	Pharmaceuticals	23
12	Dye and Dye Intermediates	1
13	Oil Refineries	6
14	Copper Smelter*	0
15	Iron & Steel	4
16	Zinc Smelters	0
17	Aluminium Smelters	0
	Total	194

*Note: * Copper Smelter unit at Thoothukudi is under permanent closure.*

V. ACTIVITIES OF THE BOARD

5.1.2 Inspection Periodicity and Sample Collection

TNPCB monitors the industries by periodical inspection and sample collection as per the schedule given in B.P. No. 22, dated 25.02.2004 as follows

Type of Industry	Category	Inspection	Sample Collection
Large	Red	Once in 3 months	Once in a month
	Orange	Once in 6 months	Once in 4 months
	Green	Once in 2 years	-
Medium	Red	Once in 4 months	Once in 3 months
	Orange	Once in 6 months	Once in 6 months
	Green	Once in 2 years	-
Small	Red	Once in a year	Once in 3-6 months
	Orange	Once in 2 years	Once in 6 months
	Green	Once in 2 years	-
17 Category of Industry		Once in a month	Once in a month

The details of inspections carried out are as follows:

Type of Industry	Category	Total number of industries	Total number of inspections to be conducted	Total number of inspections actually conducted
Large	Red	1507	6074	6400
	Orange	2549	5098	3878
	Green	940	484	536
Medium	Red	244	753	685
	Orange	849	1698	1212
	Green	478	224	229
Small	Red	7357	7357	5795
	Orange	22244	10979	9227
	Green	7896	4008	3261
17 Category of Industry		188	3443	3298
Other inspections		0	0	3525

The details of samples collected are as follows:

Type of Industry	Category	Total number of industries	Total number of samples to be collected	Total number of samples actually collected
Large	Red	1169	15089	13915
	Orange	1314	3194	2258
	Green	393	27	82
Medium	Red	152	526	463
	Orange	383	555	366
	Green	204	1	12
Small	Red	3116	4814	2000
	Orange	5726	6636	1514

V. ACTIVITIES OF THE BOARD

Type of Industry	Category	Total number of industries	Total number of samples to be collected	Total number of samples actually collected
	Green	2194	15	184
17 Category of Industry		174	3750	6725
Samples under NWMP and others		0	0	1136

5.2 Online Consent Management and Monitoring System (OCMMS)

The TNPCB implemented the facility of Online Consent Management and Monitoring System (OCMMS) from 19.01.2015. The OCMMS is a web based generic application software for automating the work flow associated with consent management and monitoring. This system allows the industries for online submission of application for Consent to Establish / Consent to Operate / Renewal of Consent, uploading of documents, online payment of consent fees, online submission of clarification and to know the status of application. This system allows carrying out consent management processes such as scrutiny, raising inspection, raising clarification, submitting inspection report, preparing consent order and forward consent order to the industries through online. It helps for online monitoring of the processing of applications. From 20.1.2015 onwards, the applications are accepted only through OCMMS. In order to facilitate the industries to apply online through OCMMS, Care Centre has been established in all the 38 district offices. Web portal for online consent application is www.ocmms.tn.gov.in.

The TNPCB grants Consent to Establish (CTE) to industries with seven years validity in case of Environmental Impact Assessment (EIA) attracting projects and five years validity in case of non-EIA attracting projects. The Consent to Operate (CTO) is issued for eligible cases with a validity period of 5 years, 10 years and 14 years for Red, Orange and Green category industries respectively.

CTO-Direct to the Green Category Industries: As a part of “ease of doing business” and for promoting industries in the State, the TNPCB (*vide B.P.No.1, dated 13.01.2020*) issued orders that the Green category industries proposed to be located in Industrial Use Zone / Industrial Estate as classified by the DTCP / CMDA / LPA need not get Consent to Establish (CTE) and they can establish the industry and apply directly to Consent to Operate (CTO) for the commencement of production.

5.2.1 Auto Renewal of Consent

The Board introduced a concept of ‘Auto Renewal’ of Consent to the Red-Small and all Orange and Green category industries. Accordingly, consent is renewed to the units without prior inspection for which the unit has to furnish self certification. This ensures that the renewal consent is granted within seven days on receipt of application through OCMMS. During the year 2022-2023,

V. ACTIVITIES OF THE BOARD

the Board has issued CTE to 1042 units and CTO to 3859 units. The details of CTE & CTO issued so far by the TNPCB are tabulated below:

Period	Consent to Establish		Consent to Operate	
	Water Act	Air Act	Water Act	Air Act
Cumulative(Upto 31.03.2022)	24,866	24,795	59,828	57,016
During Year 2022-2023	1,042	1,042	3,859	3,859
Total	25,908	25,837	63,687	60,875

Note: Issue of CTE to the industries was started from the year 1995.

5.3 Common Effluent Treatment Plants (CETPs)

Taking into consideration, the key role played by Micro Small Medium Enterprises (MSME) units and the constraints in complying with pollution control norms individually by these units, the Ministry of Environment, Forest and Climate Change initiated an innovative technical and financial support scheme to ensure their growth in an environmentally compatible manner. The scheme promotes common facilities for treatment of effluents from MSME units located in clusters through financial assistance. The TNPCB plays a supportive role towards the establishment of Common Effluent Treatment Plants (CETPs) for clusters of small-scale industries in various parts of the State. The Board assists in the technical scrutiny of the proposal plans for the CETPs. In Tamil Nadu, CETPs schemes were formulated in the following sectors:

Sl. No.	Industrial Sector	No. of CETP Schemes
1	Tanneries	13
2	Textile Bleaching & Dyeing Units	30
3	Electroplating Units	2
4	Hotels & Lodges	1
5	Pharmaceutical Industries	1
6	Common Marine Discharge Scheme	1
	Total	48

5.3.1 CETPs in Tannery Sector

There are about 13 Common Effluent Treatment Plants (CETPs) established for tannery sector in the State of Tamil Nadu. Among them, 10 CETPs have provided Zero Liquid Discharge (ZLD) system while the other 3 CETPs (CETP (Madhavaram, Pallavaram and Dindigul)) are diluting their treated effluent with treated domestic sewage to meet the standards prescribed by the Board. The CETP at Madhavaram and Dindigul have completed and commenced the mixing of treated tannery effluent with treated sewage while the CETP at Pallavaram is in the process of completing the works related to dilution activity. The Board has issued closure direction to the CETP at Perundurai for non-compliance of conditions stipulated in the consent order issued by the Board. The CETP at Trichy is not in operation in view of the closure directions issued to its member units by the Board.

V. ACTIVITIES OF THE BOARD

The List of CETPs in Tannery sector with ZLD Systemis as follows:-

Sl. No.	Name of the CETPs	Number of member units	Consented Quantity (KLD)	Permitted quantity (KLD)
1	M/s. Talco Trichy Tannery Effluent Treatment Company, Trichy	5	201.4	201.4
2	M/s. Perundurai Leathers Industries Eco – Security Private Limited, Perundurai, Erode District	14	2000	1000
3	M/s. Ambur Tannery Effluent Treatment Company Limited, Thuthipet Sector, Ambur, Tirupattoor District	44	2219	2219
4	M/s. Ambur Tannery Effluent Treatment Company Limted, Maligaihope Sector, Ambur, Tirupattoor District	17	1100	1100
5	M/s. Talco Pernambut Tannery Effluent Treatment Company Ltd., Pernambut, Vellore District	36	891	891
6	M/s. Vanitec Limited Valayampet, Vaniyambadi, Tirupattoor District	133	3342	3342
7	M/s. Ranipet Tannery Effluent Treatment Company Limited (RANITEC), Ranipet District	82	4500	4500
8	M/s. Ranipet Finished Leather Effluent Treatment Company Limited, Ranipet District	79	2500	2500
9	M/s. SIPCOT – SIDCO Phase II Entrepreneur Finished Leather Effluent Treatment Co. Ltd., Ranipet District	20	1560	1560
10	M/s. Visharam Tanners Enviro Control Systems (p) Ltd., Melvisharam, Ranipet District	36	3400	3400
Total		466	21713.4	20713.4

CETP in Tannery sector carrying out dilution of treated effluent with treated sewage

Sl. No.	Name of the CETPs	Number of member units	Consented Quantity (KLD)	Permitted quantity (KLD)
1	M/s. Madhavaram Leather Manufactures Facility (P) Ltd., Madhavaram	14	400	400
2	M/s. Pallavaram Tanners Industrial Effluent Treatment Company Limited, Chrompet, Chennai	130	3000	3000
3	M/s. Talco Dindigul Tanners Enviro Control System Pvt. Ltd., Dindigul	49	2533	2533
Total		193	5933	5933

5.3.2 CETPs in Textile Bleaching and Dyeing Sector

For the benefit of small scale Textile bleaching and dyeing units, 30 CETPs were established and commissioned between the years 1996 – 2000, with primary and secondary treatment systems. Since the CETPs were unable to bring the TDS level to 2100 mg/L, they were directed to go for Zero Liquid Discharge. Accordingly, out of 30 CETPs, 19 CETPs (18 CETPs in Tiruppur, 1 CETP in Perundurai) have implemented tertiary treatment with RO Plant, Multiple Effect Evaporator and Agitated Thin Film Dryer to meet Zero Liquid Discharge standards. One

V. ACTIVITIES OF THE BOARD

CETP at Ayyampet - Muthyalpet in Kancheepuram District has now proposed to provide ZLD Plant for which they are in the process of getting grant from the Central and State Governments. The remaining 10 CETPs (8 CETPs in Karur and 2 CETPs in Tiruppur) were under closure in view of the orders of the Hon'ble High Court due to their inability to achieve ZLD standards.

The Director of Handlooms and Textiles, Government of Tamil Nadu has sanctioned Rs.203.405 Crores as interest free loan to the 18 CETPs in Tiruppur. So far, Rs.199.145 Crores was released in order to modernize / improve the ZLD system.

Existing CETPs with ZLD system are as follows:-

S. No.	Name and address of CETP	No. of member units	Capacity of the Plant in KLD
1	M/s. Arulpuram Common Effluent Treatment Company Pvt Ltd., S.F.No.158,Ganapathipalayam Village, Palladam Taluk, Tiruppur District – 641 605	14	5500
2	M/s.Eastern Common Effluent Treatment Company Private Limited, SF No 3/1, 4/2, Nallur Village, Tiruppur South Taluk, Tiruppur District – 641 606.	23	6000
3	M/s. Kallikadu Common Effluent Treatment Plant Private Limited, T.S.No. 915/3/21/3 & 914/3/21/3,Tiruppur Town, Tiruppur Taluk, Tiruppur District - 641 604	12	3000
4	M/s.Tiruppur Murugampalayam Common Effluent Treatment Company Limited, S.F.No.214/2, Veerapandi Village, Tiruppur Taluk, Tiruppur District – 641 687.	60	11000
5	M/s.Mangalam Common Effluent Recycling Technologies India (P) Ltd, R.S. No. 179-182, 185/1-B, 182/1, Andipalayam Village, Tiruppur South Taluk, Tiruppur District – 641 663	15	4000
6	M/s. Rayapuram Common Effluent Treatment Plant Pvt Limited, R.S.No. 642, 643, 646, 647 & 648, Velampalayam Village, Tiruppur North Taluk, Tiruppur District - 641 603	15	5500
7	M/s.Veerapandi Common Effluent Treatment Plant Pvt. Limited, R.S.No.548/1,548/8A,548/7A,548/3A1,3A2,548/5B,8A1,8A2, 8B,1,2, 549, 550/5, Veerapandi Village, Tiruppur Taluk, Tiruppur District – 641 604.	69	12000
8	M/s. Angeripalayam Common Effluent Treatment Plant Ltd., S.F.No. 78, 79, 80, 80/1, 80/2, 81/1, 81/2, 82/1, 82/2, 83, 84, 89 & 98/2, Mannarai Village, Tiruppur Taluk, Tiruppur District – 641603.	75	10000
9	M/s. Chinnakkarai Common Effluent Treatment Plant Private Limited, S.F. No. 275/2B, 265/2A, 255/4B, 271 & 266, Veerapandi Village, Tiruppur South Taluk, Tiruppur District – 641 605.	29	8000
10	M/s.Karaipudur Common Effluent Treatment Plant Pvt. Ltd, S.F.No.10/1,13/1, Karaipudur village, Palladam Taluk, Tiruppur District – 641 605.	25	4500
11	M/s.Kasipalayam Common Effluent Treatment Plant Pvt. Ltd., S.F.No.249 (part), 250(part), 250/1, Agrahara Periyapalayam Village, Uthukuli Taluk, Tiruppur - 641 607.	12	4400
12	M/s. Kunnangalpalayam Common Effluent Treatment Plant Limited, S.F.No.260/3, Veerapandi Post, Tiruppur District-641 605.	18	5500

V. ACTIVITIES OF THE BOARD

S. No.	Name and address of CETP	No. of member units	Capacity of the Plant in KLD
13	M/s.Mannarai Common Effluent Treatment Plant (P) Limited, R.S.No.209/2A, 2B1, 2B2, Mannarai Village, Tiruppur North Taluk, Tiruppur District - 641 607	28	4200
14	M/s. Sirupooluvapatti Common Effluent Treatment Plant Private Limited, S.F.No.622/2 &623, 15- Velampalayam Village, Tiruppur North Taluk, Tiruppur District – 641 603	19	5000
15	M/s. Vettuvapalayam Common Effluent Treatment and Recycling Plant Private Limited, S.F.No.30/1,2 & 3, Mangalam Village, Tiruppur South Taluk, Tiruppur District– 641 663.	9	1500
16	M/s. Andipalayam Common Effluent Treatment Plant Private Limited, R.S. No.96/1 & 97/3, Mangalam Road, Andipalayam Village, Tiruppur, Tiruppur District-641 687.	9	4500
17	M/s. S. Periyapalayam Common Effluent Treatment Plant Private Limited, R.S.No.224/2, Agrahara Periyapalayam, S. Periyapalayam, Perundurai Taluk, Tiruppur District – 641 607.	6	1500
18	M/s. Park CETP (P) Limited, S.F.No.327, (opp. to Anburam Knit Process), Poyampalayam Privu (West), Pitchampalayam Pudur (PO), P.N. Road, Tiruppur, Tiruppur District – 641603.	4	2500
19	M/s. Perundurai Common Effluent Treatment Plant (Textiles), Plot No: R-22, SIPCOT Industrial Growth Centre, S.F. No.192, 193, 198, 199, 200, 201, 202, 203, 205, 206, 207, 208, 210, 217 part, Ingur Village, Perundurai Taluk, Erode District – 638 052	14	4050
Total		456	102650

Existing CETP proposed for ZLD

Sl. No.	Name and address of CETP	No. of member units	Capacity (KLD)
1	M/s.Ayyampet-Muthiyalpet Bleaching and Dyeing Effluent Treatment Company Limited, S.F.No.114/6B, 2/1A, B, C, D, Valluvapakkam Village, Kancheepuram Taluk, Kancheepuram District.	36	1500

5.3.3 CETPs in Electroplating Sector

There are two CETPs with ZLD system established and commissioned for Electroplating units.

Sl. No.	Name of the CETPs	No. of member units	Consented quantity(KLD)	Permitted quantity(KLD)
1	M/s. JBR Technologies Ltd., Korattur Village, Ambattur Taluk, Tiruvallur District	211	200	200
2	M/s. Madurai Electroplating Industrial Park, Karisalkulam Village, Thiruppuvanam Taluk, Sivagangai District.	48	49.6	49.6

V. ACTIVITIES OF THE BOARD

5.3.4 CETP for Hotels and Lodges

The unit M/s. Kodaikanal Effluent Treatment Company Limited, Kodaikanal Taluk, Dindigul District was established in 1992. This was established for treating the sewage generated from hotels and lodges located in Kodaikanal hill station. The unit has been consented for collection, conveyance and treatment of 850 KLD of sewage. The unit collects the untreated sewage from 35 member units and the treated sewage from the facility is disposed into a nearby odai.

5.3.5 CETP for Pharmaceutical Units

The Pharmaceutical units in SIDCO Industrial Estate, Alanthur, and Chengalpattu District has formed a Special Purpose Vehicle by the name M/s. Chennai Pharma Industrial Infrastructure Upgradation Company and has established a CETP of 142.35 KLD capacity with Zero Liquid Discharge. This unit was issued with CTO for handling trade effluent (86.80 KLD) and sewage (55.55 KLD) generated from nine pharmaceutical formulation units. The consent is valid upto 31.03.2032.

5.3.6 Common Marine Discharge Scheme

The Cuddalore SIPCOT Industries Common Utilities Limited is a common marine discharge scheme established and commissioned in January 2000. This common facility is to collect the treated trade effluent from the units in SIPCOT Phase I & II, Cuddalore comprising of textile processing, pharmaceutical, dye, chemical, pesticide and miscellaneous units and dispose the same into sea. This facility comprises of 6 numbers of collection sumps and inter-connecting pipelines to a total length of 2.2 kilometers. The pipeline passes across the river Uppannar followed by land and into sea. At the final disposal point into the sea, the pipeline is anchored by concrete blocks with diffuser arrangements to dispose the effluent into the sea at a depth of 8 meters below sea surface. The facility is consented by the Board to collect and discharge treated trade effluent in to the sea at a rate of 500 cubic meter per hour.

5.4 Waste Management

5.4.1 Solid Waste Management

The Ministry of Environment, Forest and Climate Change (MoEF&CC), Government of India (GoI) have notified the Solid Waste Management Rules, 2016. The role of Local Bodies has been specified under Rule 15. As per Rule 16, the TNPCB enforces these Rules through Local Bodies.

In Tamil Nadu, there are 21 Corporations, 138 Municipalities and 490 Town Panchayats. As per the annual report of the year 2022-23, the total quantity of solid waste generation is 16066.392 tons/day (TPD), out of which 15683.92 TPD is being collected by the local bodies. Out of the collected solid waste, 61.90% is treated by the local bodies.

V. ACTIVITIES OF THE BOARD

The Solid Waste Management Rules 2016 prescribes that, the Local Bodies shall make an application in Form-I for grant of authorisation for setting up waste processing, treatment or disposal facility, if the volume of waste is exceeding five metric tones per day including sanitary landfills from the State Pollution Control Board. The TNPCB has issued authorization to 226 Local Bodies. Also the Rules prescribes that, Local Bodies shall carryout bio-mining of old dump sites and recover the land. Accordingly, the bio-mining of legacy waste has been initiated by the Local Bodies in 269 locations in the State, of which, 119 locations have been completed and work is in progress in 152 sites. As such, 574 acres of land have been reclaimed in the 119 locations.

TNPCB is monitoring the environmental (Ground Water and Ambient Air) qualities in and around the old dump-sites periodically. The annual reports received from the Local Bodies is consolidated and submitted to the CPCB in Form-V. The report is also uploaded in the TNPCB website.

Hon'ble National Green Tribunal orders in O.A.No.606 of 2018 (Compliance of Solid Waste Management Rules, 2016)

The Hon'ble National Green Tribunal (Principal Bench), New Delhi took Suo-Moto case in Original Application No. 606 of 2018 on 23.07.2018, on the compliance of Solid Waste Management Rules, 2016 and reviewed solid waste management based on Annual Report prepared by the CPCB and noticed serious deficiencies. Further, the Hon'ble NGT (PB) has issued series of orders / directions which include constitution of State Monitoring Committee for each State, formation of Special Task Force in each District, submission of compliance status as quarterly reports, levying of environmental compensation, etc.

State Level Single Committee has been formed as per G.O.(2D) No.46 MA & WS (MA.IV) Department dated:11.11.2022 under the Chairmanship of Additional Chief Secretary to Government, Municipal Administration & Water Supply Department including TNPCB as one of the Member for the purpose of monitoring the implementation of Solid Waste Management Rules, 2016 and other environmental issues in the State without any hindrance.

The Hon'ble National Green Tribunal (Principal Bench) in OA No. 606 of 2018, in its order dated:28.02.2020 & 02.07.2020 has directed that "In view of the fact that most of the statutory timelines have expired and directions of the Hon'ble Supreme Court and this Tribunal to comply with Solid Waste Management Rules, 2016 remain unexecuted, Interim compensation scale is hereby laid down for continued failure after 31.03.2020" and therefore TNPCB assessed Interim Environmental Compensation based on the said orders and issued Directions under section 5 of the Environment (Protection) Act, 1986 to remit Interim Environmental Compensation to 8 Urban Local Bodies. Also Show Cause Notices have been issued to 15 Urban Local Bodies under Section 5 of the Environment (Protection) Act, 1986, as to why the Board shall not levy Interim Environmental Compensation for non-compliance of Solid Waste Management Rules and

V. ACTIVITIES OF THE BOARD

directions have been issued to 11 Urban Local Bodies under Section 5 of the Environment (Protection) Act, 1986.

5.4.2 Sewage Treatment Plant by the Local Bodies

In Tamil Nadu, total sewage generation is around 3938 MLD from the population of 72.14 million. There are 102 STPs with a total capacity of 2348.49 MLD in operation in Corporations, Municipalities and Town Panchayats and 12 STPs with a total capacity of 262.81 MLD are under construction stage. TNPCB has issued directions to the Local Bodies to set up STPs of adequate capacity including provision for underground sewerage system to cover the entire local / urban areas under their jurisdiction. The details of STPs are provided in the following table:

Details of operational Sewage Treatment Plants by Local Bodies in Tamil Nadu

Sl. No	Name of the Local Bodies	Capacity of STP (MLD)
Chennai Metropolitan Water Supply and Sewerage Board (CMWSSB)		
1	Nesapakkam Zone –IV	23.0
2	Koyambedu Zone – III	34.0
3	Kodungaiyur Zone II	80.0
4	Kodungaiyur Zone I	80.0
5	Perungudi Zone – V	12.0
6	Koyambedu Zone – III	60.0
7	Kodungaiyur Zone I& II	110.0
8	Nesapakkam Zone –IV	40.0
9	Perungudi Zone – V	54.0
10	Perungudi Zone – V	60.0
11	Nesapakkam Zone –IV	54.0
12	Koyambedu Zone – III	120.0
13	Sholinganallur	18.0
14	Thiruvottriyur STP	31.0
15	Kodungaiyur STP Zone – II New	120.0
16	Nesapakkam TTUF	10.0
17	CRRT - Chetpet MSTP	1.0
18	CRRT- Nungambakkam MSTP	1.2
19	CRRT - Todd Hunter Nagar MSTP	0.4*10 = 4.0
20	CRRT -Kotturpuram MSTPs	0.3*2 = 0.6
21	Kodungaiyur STP Zone – I	120.0
22	Nesapakkam STP Zone –IV	50.0
Director of Municipal Administration (DMA)		
23	Coimbatore- 1	70.0
24	Coimbatore- 2	60.0
25	Coimbatore- 3	40.0
26	Coimbatore- 4	30.53
27	Vellore	10.28
28	Dindigul	13.65
29	Avadi	36.0

V. ACTIVITIES OF THE BOARD

Sl. No	Name of the Local Bodies	Capacity of STP (MLD)
30	Avadi	4.00
31	Madurai-1	125.0
32	Madurai-2	45.70
33	Thanjavur	28.05
34	Tiruppur	15.0
35	Tiruppur(Expansion of existing STP)	15.0
36	Tiruppur(Sarkarperiyapalayam)	36.0
37	Tiruppur (Chinnandipalayam)	20.0
38	Cuddalore	12.25
39	Kanchipuram	14.70
40	Maraimalai Nagar	2.20
41	Tiruvallur	6.20
42	Chidambaram	9.44
43	Thiruvannamalai	8.70
44	Viluppuram – Kakuppam	9.0
45	Viluppuram – Erumanthangal	3.50
46	Arakkonam	11.04
47	Thirupathur	11.43
48	Bodinayakkanur	12.08
49	Chinnamanur	3.99
50	Periyakulam	5.47
51	Ramanathpuram	7.0
52	Rasipuram	6.96
53	Theni-Allinagaram	12.05
54	Sivagangai	4.92
55	Dharmapuri	4.86
56	Karur	15.0
57	Krishnagiri	12.34
58	Namakkal	5.00
59	Nagapattinam STP-1	9.63
60	Nagapattinam STP-2	2.96
61	Tiruvarur	6.92
62	Ariyalur	4.16
63	Pudukkottai	10.62
64	Perambalur	4.20
65	Udhagamandalam	5.0
66	Udumalaipet	7.81
67	Virudhunagar	7.65
68	Tambaram	30.0
69	Tuticorin	28.0
70	Thiruchendur	3.90
71	Ulundurpettai	9.15
72	Pollachi	11.25
73	Sattur	4.65

V. ACTIVITIES OF THE BOARD

Sl. No	Name of the Local Bodies	Capacity of STP (MLD)
74	Karaikudi	16.0
75	Nagercoil	17.66
76	Rajapalayam	21.85
77	Tiruchirappalli	58.0
78	Tiruchirappalli – STP 2	37.0
79	Salem - Vellakuttai STP	13.0
80	Salem - Anaimedu STP	6.0
81	Salem - Mankuttai STP	35.0
82	Salem - Vandipettai STP	44.0
83	Tirunelveli	24.20
84	Erode	50.55
85	Mettur STP-1	0.82
86	Mettur STP-2	0.92
87	Mettur STP-3	5.45
88	Kumbakonam	17.00
89	Mayiladuthurai	5.85
90	Sathiyamanagalam	4.08
91	Mettupalayam	8.65
Commissioner of Town Panchayats (CTP)		
92	Mamallapuram Town Panchayat	2.34
93	Orathanadu Town Panchayat	2.30
94	PalaniChettypatti Town Panchayat	2.80
95	Thirumazisai Town Panchayat	3.00
96	Velankanni Town Panchayat	2.33
97	Manachanallur Town Panchayat	6.41
98	S. kannanur Town Panchayat	
99	Vallam Town Panchayat	2.35
100	Perundurai Town Panchayat	3.14
101	Melachokanathapuram Town Panchayat	2.00
102	Thiruporur Town Panchayat	4.02

Status of Sewage Treatment Plants under construction by Local Bodies in Tamil Nadu

Sl.No.	Location	Capacity of the plant (MLD)
Chennai Metropolitan Water Supply and Sewerage Board (CMWSSB)		
1	Sholinganallur STP(PHASE II)	54
2	PerungudiSTP Zone - V	60
3	Perungudi TTUF	10
4	CRRT, Langs Garden MSTP	10
Director of Municipal Administration		
5	Ambur	16.71
6	Vellore	50.0
7	Ponneri	6.52
8	Pammal&Anagaputhur	27.0
9	Rameshwaram	4.08

V. ACTIVITIES OF THE BOARD

Sl.No.	Location	Capacity of the plant (MLD)
10	Tindivanam	11.44
11	Villupuram Added Area	4.56
Commissioner of Town Panchayats		
12	Sriperumbudur Town Panchayat	8.50

The treated sewage from these plants is either used for irrigation or let into water bodies after satisfying the standards prescribed.

To achieve 100% treatment of sewage in Tamilnadu, TNPCB has directed the Chennai Metropolitan Water Supply and Sewerage Board (CMWSSB), Director of Municipal Administration and Commissioner of Town Panchayat to complete the underground sewerage system in the unsewered area, to operate & maintain the STPs continuously, to install OCEMS (Online Continuous Effluent Monitoring System) for the parameters pH, TSS, COD, BOD and flow and use mobile application as per CPCB directions dated 15.02.2021. Further, TNPCB directs the local bodies to operate & maintain the STPs continuously and to install OCEMS in their existing & upcoming plants for monitoring them effectively.

In order to prevent illegal discharge of sewage by tanker lorries into water bodies, directions have been issued to local bodies to install Digital Lock system with GPS tracking in the Tanker Lorries which are registered with them. Also, in cases where violations pertaining to illegal discharge of sewage are noticed, TNPCB directs the Transport Department to cancel the Registration Certificates (RCs) of such erring tanker lorries. A total of 37 registration numbers of erring lorries have been recommended for cancellation by TNPCB in the year 2022-2023.

TNPCB also levies Environmental Compensation to the respective local bodies whenever violations are noticed. With regard to improper sewage management, a total Environmental Compensation of Rs.3421.35 Lakhs has been levied to the local bodies.

5.4.3 Construction and Demolition Waste Management

The MoEF&CC, Gol have notified the Construction and Demolition Waste Management Rules, 2016. These rules are notified exclusively to manage waste from Construction & Demolition activities. These rules apply to every waste resulting from construction, re-modeling, repair and demolition of any civil structure of individual or organization or authority that generates construction and demolition waste such as building materials, debris and rubble. According to the Rules, the Local Bodies need to ensure proper management of construction and demolition waste. State Pollution Control Board is monitoring the implementation of these rules and grant authorization for the Construction & Demolition waste processing facility.

TNPCB has issued directions to all the Local Bodies to take necessary action to comply with the provisions of these rules and to provide suitable sites for setting up for the storage, processing and recycling facilities for construction and demolition waste. The TNPCB has also issued directions to the line departments viz. Chennai Metropolitan Development Corporation,

V. ACTIVITIES OF THE BOARD

Directorate of Town and Country Planning, Public Works Department, Tamil Nadu Housing Board & Tamil Nadu Slum Clearance Board to procure material from Construction and Demolition waste and make it mandatory in municipal and Government contracts.

TNPCB has issued Consent to Operate under Water (P&CP) Act, 1974 & Air (P&CP) Act, 1981 for the Construction and Demolition (C&D) waste processing facilities at Kodungaiyur and Perungudi by the Greater Chennai Corporation. Also press release issued strictly instructing to ensure proper collection, storage, transportation, recycling & disposal of Construction and Demolition (C&D) wastes as per the provisions of the Construction and Demolition Waste Management Rules, 2016.

TNPCB has issued directions under Section 31 (A) of Air (Prevention and Control of Pollution) Act 1981 to all the line departments to comply with the Provisions of the Rules and “Guidelines of Dust Mitigation Measures in handling construction material and Construction & Demolition (C&D) wastes” for dust mitigation measures of construction and demolition activities.

5.4.4 Plastic Waste Management

Rapid Increase in population, urbanisation, economic levels and Industrial growth has led to massive increase in the plastic waste generation.

As per the Annual report submitted by the ULBs for the year 2022 -2023, a total quantity of 2,144 tonnes/ day of plastic waste have been generated from 21 Municipal corporations, 140 Municipalities and 536 Town panchayats in Tamil Nadu. Out of this 90% (1,930 tons/day) of the waste was collected and channelized for recycling and other purposes. The collected waste is then segregated and sent to resource recovery facilities and the recyclable waste is sold to the registered recyclers and the non-recyclable waste are disposed to cement manufacturers for co-processing.

As per Plastic Waste Management Rules, 2016 as amended, there are 261 authorized plastic waste recyclers in Tamil Nadu. The total amount of plastic waste channelized for recycling from the total plastic waste collected is around 427 tonnes/day.

During the year, 21 tons/day of non-recyclable plastic waste has been utilised for road construction. There are 39 compostable plastic manufacturing units in the State have registered with Tamil Nadu Pollution Control Board.

Ban on Single Use Plastics (SUP)

The Government vide G.O.(MS) No.84 Environment and Forests (EC.2) Department dated 25.06.2018 have issued orders to ban certain types of one-time use and throwaway plastic items including plastic carry bags irrespective of thickness and size. The ban is in effect from January 2019.

V. ACTIVITIES OF THE BOARD

The Ministry of Environment, Forest and Climate Change, Government of India vide notification dated 12.08.2021, notified ban on manufacture, import, stocking, distribution, sale and use of banned certain types of Single Use Plastic Items. The ban is in effect from 1st July 2022.

Enforcement of Ban on SUP

Closure direction and disconnection of power supply were issued to 229 Industries (January 2019 to March 2023) involved in the manufacture of banned plastic manufacturing items, including non-woven carry bags, plastic carry bags, water pouches, etc.

Frequent raids are being conducted by the ULB officials and fines are imposed against the users of Single Use Plastics (SUPs). There were 12,69,383 raids conducted from January 2019, in which 2146 tonnes of Banned Single Use Plastics were seized and Rs.15.29 crores has been imposed as fine amount.

Special Enforcement Activities

Tamil Nadu Pollution Control Board has carried out strict enforcement of Single Use Plastic ban and accordingly intensive activities were carried out as per the instructions of the Central Pollution Control Board with focus on Street Vendors, Flower and Fruit Sellers, Local Markets, Wholesale Markets, Industrial Areas, interstate borders, inspection of concerned industries in all the districts of Tamil Nadu.

During the special enforcement drive, 30628 entities were inspected out of which 6902 violations were observed. 60.410 tons of banned SUP items were seized and Rs.36.31 lakh of fine amount was collected as a fine.

Awareness Activities on SUP Ban

The following activities were taken up by the TNPCB:

- All the District officials of TNPCB have been conducting awareness campaigns in coordination with the District Collectors vested with the responsibility of ensuring the prevention of storage, supply, transport, sale, and use of banned plastic items. The awareness campaign carried out in various districts includes viz., vehicle campaign, distribution of pamphlets to the public, display of posters in District offices of TNPCB, Government offices, schools, colleges, commercial establishments, public gathering areas such as Hospitals, Hotels, Industrial Estates, Malls, Bus Stands, Railway Stations, Theatres etc.
- TNPCB has issued Press Release in both English and Tamil on the ill effects of single use plastics. The Government's effort to enforce the ban on SUP was elaborated and the people's cooperation and support to eliminate the same were sought.

"Meendum Manjappai" Campaign

A State Campaign titled "Meendum Manjappai"- "a call for back to basics and into the future" with traditional nature-based solutions was launched as a "People's Campaign against throwaway plastics" The campaign was launched in December 2021 to create awareness among the people and to promote alternatives to plastic, alongside enforcement of ban on SUPs. Urging citizens to replace use of single use plastic carry bags with Manjappai, a traditional symbol of

V. ACTIVITIES OF THE BOARD

Tamil culture, Meendum Manjappai campaign is a massive people's campaign against throwaway plastics and, a call for returning back to the basics and into the future with nature-based solutions.

The campaign is being implemented in all Districts and awareness activities are being conducted in coordination with District Collectorates and line Departments. The local bodies are taking action to inspect the shops / commercial establishments to check the use of SUPs and are seizing the materials already banned by the Government of Tamil Nadu. More than 3.5 lakhs Manjappai carry bags have been distributed through awareness campaigns

Launch of Manjappai vending machines

In support to the campaign and to make Manjappai available and accessible to public and reduce the usage of plastic carry bags, the Government of TN came up with a first of its kind cloth bag vending machine and has installed these machines in 36 locations across 9 districts of Tamil Nadu at strategic locations like markets, malls, public building premises and locations of high public footprint such as Koyambedu Market (wholesale fruits and vegetable market), Madras High Court premises, Madurai Bench of Madras High Court, Madurai District Court, markets in certain Districts, etc. Also, these machines were showcased during the special gatherings like National Expo on Eco-alternatives for banned SUP and Conference for Start-ups 2022, Singara Chennai Food Festival, and District events.

Promotion of Eco-friendly alternatives

National Expo

TNPNB, in coordination with Government of Tamil Nadu and Ministry of Environment, Forest and Climate Change (MOEFCC), Government of India, organized a first of its kind National Expo on Eco alternatives to SUPs and a Start-up Conference 2022 in the month of September 2022 at Chennai Trade Centre in Chennai for the manufacture and sales of alternatives to plastic, promote use of such alternatives to banned plastic and to create awareness among the public on alternatives available for SUPs.

The expo had participation from across the country was a great success with over 5000 people visiting it and over 170 stalls being put up by various vendors dealing with alternatives to plastic, alternatives product manufacturing machineries, pollution detecting devices and financial institutions. In addition to the exhibition, 5 panel discussions were organized with an active participation of the distinguished panelists and experts from reputable institutions.

Eco-alternatives Directory

In the National expo, Directory of 'Manufacturers of Eco Alternative Materials for SUPs in Tamil Nadu' prepared by TNPNB in order to promote the availability of eco-alternatives to SUPs among businesses like Hoteliers, Caterers, Marriage Halls, Theatres, Malls etc. The directory not only shows various eco alternative materials in lieu of SUPs, but also shows district-wise details of manufacturers and suppliers of eco-friendly alternatives to Single Use Plastic products and has received applause from the Hon'ble Madras High Court. The Bench lauded the efforts of TNPNB in

V. ACTIVITIES OF THE BOARD

developing this first of its kind directory in the entire country and added that the persons who have conceptualized it deserves accolades.

Manjappai Award

Environment, Climate Change and Forest Department has instituted an Award for the best plastic free campuses by announcing Manjappai awards to 3 best Schools, 3 best Colleges and 3 best Commercial Establishments which implement the ban on SUPs & encourage the use of Eco alternatives to carry bags and other banned SUPs that will be presented on World Environment Day 2023. This announcement was made on the floor of Assembly by the Hon'ble Minister for Environment & Climate Change.

State Level Special Task Force (STF)

The Government vide G.O. Ms. No.25 E, CC & F Department dated 07.02.2022 have constituted a State level Special Task Force (STF), under the Chairmanship of Chief Secretary, District level task force under the Chairmanship of District Collector and under the Chairmanship of the Commissioner for Greater Chennai Corporation area for monitoring the Implementation of Single Use Plastic (SUP) ban. The STF meetings were held on 05.03.2022 and 02.03.2023. All the nodal Departments have been addressed to implement the action points and make the initiatives for massive success in the State of Tamil Nadu.

SKOCH Award

SKOCH Star of Governance Award is conferred nationally for best performance of a State in a particular sector and 'Meendum Manjappai Campaign' is a winner of Skoch award for Governance under the Environment category.

5.4.5 Hazardous Waste Management

The Ministry of Environment, Forest and Climate Change, Government of India has notified the Hazardous and Other Waste (Management and Transboundary Movement) Rules, 2016. As per the rules, hazardous waste means any waste which by reason of characteristics such as physical, chemical, biological, reactive, toxic, flammable, explosive or corrosive, causes danger or is likely to cause danger to health or environment. The hazardous waste generator shall follow the steps namely prevention, minimization, reuse, recycling, recovery, utilization including co-processing and safe disposal of hazardous waste. SPCB shall grant authorization for handling the hazardous wastes.

The Board has identified and issued authorization to 4,612 number of hazardous wastes generating industries, as of 31.03.2023. During the period 2022-23, about 11.40 lakhs tons of hazardous waste is generated annually in which 1.33 lakhs tons is landfillable, 0.285 lakhs tons is incinerable, 4.16 lakhs tons is recyclable, and 5.63 lakhs tons is utilizable. The Board is taking effective steps in handling, management, treatment and disposal of hazardous wastes in an environmentally safe manner.

V. ACTIVITIES OF THE BOARD

Hazardous Waste generation, recycle, utilization and disposal during 2022-23

Sl. No.	Name of the District	Total No of Units possessing authorization	*Quantity of Hazardous Waste generated as per Annual Return within the State /UT (Metric Tonnes)				Total Quantity
			Landfillable	Incinerable	Recyclable	Utilizable	
1	Ambattur	260	6887.8	3228.0	10740	2989	23845
2	Ariyalur	23	112	19.2	0	73797	73928
3	Chennai	161	424.02	491.4	3656	0	4572
4	Coimbatore(N)	179	7739.913	527.1	3270	9220	20757
5	Coimbatore(S)	201	263.487	823.4	1011	16	2114
6	Cuddalore	60	15762.60	2016.6	5417	778	23974
7	Dharmapuri	23	0.02	0	33	0	34
8	Dindigul	70	999.352	1169.2	37	2162	4368
9	Erode	268	926.801	0	9642	4617	15186
10	Gummidipondi	164	2343.022	783.1	6307	161	9594
11	Karur	119	32540	0.0	154525	315742	502807
12	Hosur	180	3443.66	527.3	150286	11703	165960
13	Kumarapalayam	113	125.456	0.0	1225	26	1376
14	Madurai	100	444.92	53.3	492	21	1011
15	Maraimalai Nagar	410	4757.616	2663.0	5424	8431	21276
16	Nagapatinam	41	61.554	0.5	17	0	79
17	Nagercoil	24	14.559	0.5	40	0	55
18	Namakkal	16	12.05	0.0	19	0	31
19	Ooty	19	158.543	14.8	23	0	196
20	Perundurai	175	7214.58	0.0	10	7618	14843
21	Pudukottai	48	107.151	91.2	171	20	390
22	Ramanathapuram	18	0.51	0.6	63	0	64
23	Salem	117	4033.39	1273.5	426	3608	9342
24	Sivagangai	25	22.9125	1.2	22	19	66
25	Sriperumbudur	464	9510.44	9072.783	21074.1	0	39657.30
26	Thanjavur	23	89.63	7.9	72	0	169
27	Theni	22	324.31	0.0	6	35	366
28	Thiruvannamalai	34	58.566	14.2	677	0	750
29	Thoothukudi	52	4213.85	1.4	372	29	4616
30	Tirunelveli	44	47.197	55.0	318	93814	94234
31	Tiruppur North	415	1004.77	832.8	7656	9003	18497
32	Tiruppur South	89	1048.059	226.2	8163	7581	17018
33	Tiruvallur	133	1848.23	4294.4	10374	216	16732

V. ACTIVITIES OF THE BOARD

Sl. No.	Name of the District	Total No of Units possessing authorization	*Quantity of Hazardous Waste generated as per Annual Return within the State /UT (Metric Tonnes)				Total Quantity
			Landfillable	Incinerable	Recyclable	Utilizable	
34	Trichy	71	6505.29	34.0	494	118	7151
35	Vaniyambadi	178	9937.89	0.2	579	2192	12709
36	Vellore	174	7430.32	273.7	7131	4008	18843
37	Villupuram	42	211.1859	22.7	700	5181	6115
38	Virudhunagar	57	2303.752	3.9	5152	74	7533
	Total	4612	132929.4	28523	415628	563179	1140260

Hazardous Waste Recycling

The Board is encouraging recycling of hazardous wastes as listed in Schedule-IV of HOWM Rules, 2016 adopting Environmentally Sound Technologies & following guidelines issued by CPCB in this regard. As of 31.03.2023, the Board has authorized 111 numbers of HW Recyclers for recycling, nine different hazardous wastes such as non-ferrous metal wastes (brass, zinc, copper), spent catalyst, used lead batteries, paint waste, E-waste and used & waste oil. TNPCB issues passbook along with the authorization to units recycling hazardous wastes and actual users of other wastes for maintaining records of hazardous and other wastes purchased.

Details of hazardous wastes recycled with quantity during 2022-2023

Sl. No	HW recycle as per Schedule-IV	No of Facilities authorized for HW recycling	Authorized Capacity (MTA)	Quantity Recycled during 2022-2023(MT)	
				Imported	Other than imported
1	Brass Dross	2	944	0	0
2	Zinc Bearing Wastes	13	14537.6	0	2021.177
3	Copper Bearing Waste	7	34990	0	28902.95
4	Spent catalyst containing Ni, Ca, Zn, As, V, Co	1	17390	0	0
5	Lead bearing waste including battery waste	23	501045.7	117343.69	153408.58
6	E-Waste	4	43900	0	2508.33
7	Paint and ink Sludge/residues	3	4600	0	900.71
8	Used oil	34	113046.6	0	7299.399
9	Waste Oil	24	41150.59	0	2367.06
	TOTAL	111	771604.55	117343.69	197408.2

Hazardous Waste Utilization

The utilization of hazardous and other wastes as a resource or after pre-processing either for co-processing or any other use in accordance with Standard Operating Procedures (SOPs) or Guidelines issued by CPCB is specified under provision of Rule (9) of HOWM Rules, 2016. The Board has authorized utilization of four HW categories under Schedule-1 namely (1) spent solvent, (2) spent acid, (3) spent dichromate solution and (4) de contamination (washing) of drums,

V. ACTIVITIES OF THE BOARD

containers, based on SOPs issued by CPCB. Permission has also been granted for captive utilization of ferrous and non ferrous metal scraps, and waste paper etc.

Details of hazardous wastes utilized with quantity during 2022-2023

Sl. No	Hazardous & Other Wastes Utilization	No of Facilities authorized for HW utilization	Authorized Capacity (MTA)	Quantity Utilized during 2021-2022 (MT)	
				Imported quantity	Other than imported quantity
Non Captive Utilization Of Hazardous Waste					
1	Recovery of solvents from spent solvents	11	24272	0	6622.317
2	Utilization of Spent acid	2	15600		3300
3	De-contamination of contaminated drums/containers/barrels	16	40425	0	5140.293
4	Utilisation of waste sodium dichromate solution	4	13068.4	0	8714.43
	TOTAL	33	93365.4	0	23777.04
Captive Utilization Of Hazardous Wastes					
1	Iron & Steel	54	1332719.51	459314.1243	139026.5507
2	Aluminium, Tin & Copper Scrap	16	75662	31045.956	4623.594
3	Lead Scrap	2	3400	0	2187
4	Waste Paper	51	2451886	175177.907	769068.742
	TOTAL	123	3863667.51	665537.9873	914905.8867

Preprocessing and Utilization of Hazardous Wastes

The utilization of hazardous waste by co-processing in cement plant is considered as environmentally sustainable option because there is a dual benefit in terms of utilizing the waste as supplementary fuel as well as alternative raw material. CPCB has issued guidelines during July, 2017 for Pre-processing and Co-processing of hazardous and other wastes in cement plant. Based on the guidelines, the Board has permitted the use of hazardous and other wastes in cement kilns either as raw material for co-processing or as fuel for energy recovery subject to the compliance criteria specified. Authorization under HOWM Rules, 2016 has been granted to 16 cement industries to process 18,31,374.5 TPA of utilizable wastes in cement kilns for co-processing.

Details of Cement Industries authorized for Co-processing

Sl. No	Name & Address of the Cement Industry	Permitted Quantity (MTA)
1.	Chettinad Cement Corpn Ltd Cement Plant, Ariyalur	120400
2.	Tamil Nadu Cements Corporation Ltd, Ariyalur	0
3.	Ultra Tech Cement Ltd Cement Reddipalayam, Ariyalur	420556.5
4.	Dalmia Cement Bharat Limited Palanganatham, Ariyalur	455960
5.	Dalmia Cement B Ltd Cement Plant Thamaraiikulam, Ariyalur	249293
6.	The Ramco Cements Ltd Cement Plant Govindapuram, Ariyalur	41200

V. ACTIVITIES OF THE BOARD

Sl. No	Name & Address of the Cement Industry	Permitted Quantity (MTA)
7.	The Ramco Cements Ltd, Alayhiyur, Ariyalur	26820
8.	India Cements Limited, Ariyalur	7800
9.	M/s Chettinad Cements Corporation Pvt Ltd, Puliur village, Karur Taluk, Karur District	50000
10.	M/s Tamil Nadu Newsprint and Papers Cement Plant Ltd, Kagithapuram, Pugalur Taluk, Karur	5000
11.	M/s Tamil Nadu Newsprint and Papers Cement Plant Ltd, Kagithapuram, Pugalur Taluk, Karur	325000
12.	M/s. The India Cements Limited (Sankari works), Kumarapalayam Taluk, Namakkal	8395
13.	M/s. The India Cements Limited, Sankar Nagar, Madurai Road, Tirunelveli District - 627 357.	21500
14.	M/s. Chettinadu Cement Corporation Ltd., -Cement Plant- Karikali and Dolipatti Village, Vedasandur Taluk, Dindigul D	71700
15.	Ramco Cement Limited,	24150
16.	M/s. Dhandapani Cements, Thathamangalam Village, Mannachanallur Taluk, Trichy	3600

In order to encourage co-processing of hazardous wastes in cement kilns for beneficial purposes, five HW Pre-processing facilities have been authorized for pre-processing of hazardous and other wastes so as to make a homogenized mixture of materials suitable for co-processing in the cement kilns for direct use either as raw material substitution or fuel supplementary. These facilities have pre-processed 61,965.265 tons of hazardous & other wastes during 2022-23 & sent for co-processing in cement industries.

Common Hazardous Waste Disposal Facilities

There are two common Hazardous Waste Treatment Storage and Disposal Facilities (HW-TSDFs) in operation, one at Gummidipoondi in Tiruvallur District and another at Unduorumikidakulam in Virudhunagar District for scientific disposal of hazardous waste in safe manner. Common HW-TSDF at Gummidipoondi is having secured landfill facility, commenced in November 2007 and incinerator facility, commissioned in November 2009. As of 31.03.2023, 7.33 lakhs tons of hazardous waste has been landfilled and 0.56 lakh tons of hazardous has been incinerated in the facility. Common HW- TSDF at Virudhunagar is having only secured landfill facility, established in December 2016. As of 31.03.2023, 1.44 lakh tons of hazardous waste has been disposed in the facility.

List of Common TSDF in Tamil Nadu

Name and address of the facility	Capacity(TPA)	Disposal during 2022-2023 (MT)
M/s. Re-Sustainability IWM Solutions Pvt Ltd, Gummidipoondi, Tiruvallur	3,00,000	77,521
	1.5 T/hr	5,127
M/s. Re-Sustainability IWM Solutions Pvt Ltd, Unduorumikidakulam village, Tiruchuli Taluk, Virudhunagar	2,40,000	18678.66

Online Facility for hazardouswaste management

The Board has launched on 01.03.2016 online module for filing of application and processing for grant of Authorization under HOWM Rules, 2016. Industries shall apply for

V. ACTIVITIES OF THE BOARD

Authorization under HOWM Rules, 2016 online, can track the status of the application, furnish additional details and download authorization online after approval. As on 31st March 2023, 4612 industries have been granted Authorization under HOWM Rules, 2016. Every year, industries/facilities covered under HOWM Rules, 2016 shall submit Annual Returns in FORM-4 to TNPCB on or before 30th day of June. The Board has developed online facility in OCMMS for submission of Annual Returns online every year.

Tannery - IETPs and CETPs ZLD plants mixed salt

Around 1,00,839.4 tons of residual salt (mixed salt) that are generated from the Zero Liquid Discharge system of IETPs and CETPs of tannery sector are stored in the IETP & CETP premises. This needs to be disposed off for beneficial use. The Board has facilitated for a scientific study through Central Salt & Marine Chemicals Research Institute (CSMCRI), Bhavnagar, Gujarat. The CSMCRI came out with a treatment system for purifying the mixed salt so as to meet the specifications to use in Chlor Alkali industry, Soda ash making, textiles, pulp and paper industry, etc where common salt is normally used as a raw material. M/s. Tuticorin Alkali Chemicals and Fertilizers Limited, Thoothukudi has accepted to use the treated salt as raw material in their manufacturing process. The Board has directed the AISHTMA to speed up the process for installation of pilot plant. This is a milestone achievement in finding a solution for the long pending issue of disposal of mixed salt.

Textile dyeing units - IETPs and CETPs ZLD plants mixed salt

There is about 1,62,039.8 tons of mixed salts generated from agitated thin film dryer (ATFD) of the ZLD plants of Textile dyeing units is stored in the IETPs and CETPs premises. Based on the Standard Operating Procedure (SOP) issued by a private entrepreneur is under establishment at Ramanathapuram District.

5.4.6 Bio-Medical Waste Management

The Ministry of Environment, Forest and Climate Change, Government of India notified the Bio-Medical Waste Management Rules, 2016 and amended in 2019. As per the Rules, bio-medical waste means any waste which is generated during diagnosis, treatment or immunization of human beings or animals or research activities pertaining thereto or in the production or testing of biological or in health camps. The bio-medical waste generator and the operator of the Common Bio-Medical Waste Treatment and Disposal Facility (CBMWTF) are responsible for safe handling and disposal of the bio-medical wastes. The State Ministry of Health and Family Welfare have to ensure for effective implementation of the said Rules in all the health care facilities.

The State Pollution Control Board shall issue authorization to the health care facilities and Common Bio-Medical Waste Treatment and Disposal Facilities (CBMWTF). It shall monitor the compliance of various provisions of the Rules. TNPCB has implemented online application receipt and processing module on 01.03.2016 for applying and granting authorization. The Board as on 31.03.2023 has issued authorization to 28550 Private and Government hospitals including bedded

V. ACTIVITIES OF THE BOARD

hospitals, nursing homes, clinics, dispensaries, veterinary institutions, pathological labs, blood banks, research institutions etc. All these hospitals have executed agreement with the CBMWTFs for the collection, transport, treatment and scientific disposal of the biomedical wastes.

The Common Bio-Medical Waste Treatment and Disposal Facility (CBMWTF) consist of incinerator, autoclave, shredder and sharp pits for the treatment and disposal of biomedical waste received from the Health Care Facilities (HCFs). In Tamil Nadu, as on 31.03.2023 there are 13 CBMWTFs, out of which 11 facilities are in operation and two facilities at Ooty and Ramanathapuram have been issued with closure direction by the Board for non compliance of Bio Medical Waste Management Rules, 2016. The biomedical wastes generated from the Health Care Facilities attached to these two facilities are sent to nearby CBMWTFs for treatment and disposal. Accordingly bio-medical wastes generated from the HCFs in the Nilgiris District are collected and handed over to the M/s. Kovai Biowaste Management (P) Ltd, Coimbatore and in Ramanathapuram District, bio-medical wastes are collected and handed over to the CBMWTF M/s. Tamilnadu Waste Management Ltd., Kinnar village, Maduranthakam Taluk, Chengalpattu District. In addition, one common facility is under establishment in Tiruppur and four more facilities – 2 in Tiruvallur, 1 in Ramanathapuram and 1 in Sivagangai are under pipeline. As per the BMW annual report 2022 submitted to the CPCB, on an average, 49.72 Tons/day of bio-medical wastes are handled by 10 facilities then in operation.

District wise daily average generation of Bio-Medical Waste from January 2022 to December 2022 is as follows:-

Sl. No.	Name of the District	Bio-medical Waste Generation (in kg/day)
1.	Chengalpattu	3021
2.	Chennai	10087
3.	Cuddalore	1143
4.	Kancheepuram	1745
5.	Tiruvallur	820
6.	Villupuram & Kallakurichi	823.16
7.	Coimbatore	9560
8.	Tiruppur	1670
9.	Nilgiris	250
10.	Dharmapuri	415.09
11.	Krishnagiri	368
12.	Karur	369
13.	Erode	663.97
14.	Namakkal	208.03
15.	Salem	804.26
16.	Kanyakumari	1494
17.	Thoothukudi	676
18.	Tirunelveli & Tenkasi	1386

V. ACTIVITIES OF THE BOARD

Sl. No.	Name of the District	Bio-medical Waste Generation (in kg/day)
19.	Madurai	2040
20.	Dindigul	640
21.	Theni	430.35
22.	Ramanathapuram	299.92
23.	Virudhunagar	410.65
24.	Nagapatinam, Mayiladuthurai &Tiruvarur	845
25.	Thanjavur	855
26.	Trichy	1298
27.	Ariyalur&Perambalur	697
28.	Pudukottai	335
29.	Sivagangai	435
30.	Vellore, Ranipet&Thirupattur	5375
31.	Tiruvannamalai	557
	Total	49.72 (T/day)

List of Common Bio-Medical Waste Treatment Facilities in Tamil Nadu are as follows:-

Sl. No.	Name & Address of the CBMWTFs	Areas Covered
UNDER OPERATION		
1	M/s. G. J. Multiclave (India) Pvt Ltd, Thenmelpakkam, Chengalpattu Taluk, Chengalpattu District.	Part of Chennai & Kancheepuram Districts
2	M/s. Tamilnadu Waste Management Ltd., Kinnar village, Maduranthakam Taluk, Chengalpattu District.	Cuddalore, Chennai (North), Part of Kancheepuram, Tiruvallur Districts
3	M/s. Medicare Enviro Systems, Sengipatti, Thanjavur Taluk, Thanjavur District.	Thanjavur, Thiruvarur, Trichy, Nagapattinam, Pudukottai, &Sivagangai Districts
4	M/s. Ken Bio Links Private Ltd., Kandipedu, Katpadi Taluk, Vellore District.	Vellore & Tiruvannamalai Districts
5	M/s. Ramky Energy and Environment Ltd, Thangayur, Salem District.	Salem, Namakkal, Erode & Karur Districts
6	M/s. Teknotherm Industries, Orattukuppai, Coimbatore District.	Coimbatore, Nilgiris &Tiruppur Districts
7	M/s. Aseptic System Bio Medical Waste Management Co., Pappankulam, Tirunelveli District.	Tirunelveli, Thoothukudi & Kanyakumari Districts
8	M/s. Ramky Energy and Environment Ltd., Unduormikidaikulam, Virudhunagar District.	Madurai, Virudhunagar, Dindigul, Theni &Ramanathapuram Districts
9	M/s. Kovai Biowaste Management (P) Ltd, No.402,4TH Floor, Ramani's Fraser Square, Goods Shed Road, Coimbatore -1	Coimbatore, Tiruppur & Nilgiris Districts
10	M/s. Pondicherry Solid Waste Management Company Private Limited, S.F.No.275/2, T. Pudaiyur village, Virudhachalam Taluk, Cuddalore District	Cuddalore, Villupuram, Perambalur, Ariyalur, Kallakurichi
11	M/s. Re Sustainability IWM Solutions Limited, Unit - 3, S.F. No. Plot No.141 A, 142 and 143 /SF No. 726 (Part), BALETHOTTAM village, Pochampalli Taluk, Krishnagiri District	Dharmapuri & Krishnagiri districts

V. ACTIVITIES OF THE BOARD

UNDER CLOSURE		
12	M/s. Society for Bio Medical Waste Management Ottupattarai Village, Coonoor	Nilgiris Districts (Under Closure))
13	M/s. Neat and Clean Service Squad, Muthuvayal, Ramanathapuram District	Ramanathapuram District (Under closure)

5.4.6.1 COVID-19 Bio-Medical Waste Management

Government of Tamil Nadu is taking several steps for the control of outbreak of COVID-19 pandemic. COVID-19 patients are given treatment in certain HCF's and samples of COVID-19 patients are tested in certain diagnosis labs / centers. The suspected patients are quarantined and monitored in quarantine camps / homes or home care facilities. COVID-19 bio-medical waste generated from the isolation wards of HCFs / Quarantine camps / homes or home care facilities / Testing Centers / Labs & ULBs are collected, transported, treated and disposed by the ten CBMWTFs as per the CPCB guidelines-2022 for Handling, Treatment and Disposal of waste generated during Treatment / Diagnosis / Quarantine of COVID-19 patients, 2022. The collection and disposal of COVID-19 bio-medical waste details are uploaded in TNPCB website periodically.

5.4.7 E-Waste Management

The MoEF&CC, GoI notified the E-Waste Management Rules, 2016 on 23rd March, 2016. These Rules came into effect from 01.10.2016. As per these Rules, Producer of the electrical and electronic equipments shall be responsible for collection and channelization of e-wastes generated from "end-of-life" of their products under Extended Producer Responsibility (EPR). Totally, 150 Producers located in the State of Tamil Nadu have obtained EPR Authorization from CPCB and TNPCB authorized 59 units (41 Dismantlers, 12 Manufacturers, 5 Recyclers and 1 Refurbisher) under the EWM Rules, 2016. According to the TNPCB's annual report for the financial year 2022-2023, 35153.360 Tonnes of E-waste were collected and 34212 Tonnes of materials were recovered from that E-Waste. The dismantlers/recyclers kept the difference amount of 941.36 Tonnes e-waste for further processing.

Now, the MoEF& CC, GoI notified the E-Waste Management Rules, 2022 on 02.11.2022. These rules will apply to every manufacturer, producer refurbisher, dismantler and recycler involved in manufacture, sale, transfer, purchase, refurbishing, dismantling, recycling and processing of e-waste or electrical and electronic equipment listed in Schedule I, including their components, consumables, parts and spares which make the product operational. Totally, 106 EEE items were brought under Schedule-I. The Rules prescribes that all the manufacturer, producer, refurbisher and recycler to register on the EPR portal developed by the CPCB. In this regard, TNPCB provided instructions to all the District Environmental Engineers/ Joint Chief Environmental Engineers (M) to comply with the E-Waste Management Rules, 2022. The rule notified on 02.11.2022 will come into effect from 01.04.2024.

V. ACTIVITIES OF THE BOARD

5.4.8 Battery Waste Management

The MoEF&CC, Gol have notified the Batteries (Management and Handling) Rules, 2001 as amended, 2010. As per the Rules, battery means lead acid battery which is a source of electrical energy. This Rule applies to every Manufacturer, Importer, Re-conditioner, Assembler, Dealer, Recycler, Auctioneer, Consumer and Bulk Consumer involved in manufacture, processing, sale, purchase and use of batteries or components thereof. As per Rule 12 of the said Rules, the prescribed authority for ensuring compliance of the provisions of these Rules shall be the State Board. The annual return status submitted to CPCB for year 2021 is given below.

1. Manufacturers

Number of Manufacturer	Number of Manufacturer s submitted returns	Quantity of batteries Sold		Quantity of used batteries sent to Authorized ecyclers		No of collection centres	No of dealer	No of registered Dealers
		Nos.	Weight (Kg)	Nos.	Weight (Kg)			
22	21	6264272	41932526.3	786155	5058800	271	799	274

2. Assemblers

Number of Assemblers	Number of Assemblers submitted returns	Quantity of batteries Assembled and Sold		Quantity of used batteries sent to Authorized Recyclers	
		Nos.	Weight (Kg)	Nos.	Weight (Kg)
8	8	48203	91166	259	7612

3. Importers

Number of Importer	Number of Importer submitted returns	Quantity of batteries Sold		Quantity of used batteries sent to Authorized Recyclers	
		Nos.	Weight (Kg)	Nos.	Weight (Kg)
9	9	5926	28118	0	0

4. Bulk Consumers

Number of Bulk Consumers	Number of Bulk Consumers submitted returns	Quantity of batteries Sold		Quantity of used batteries sent to Authorized Recyclers	
		Nos.	Weight (Kg)	Nos.	Weight (Kg)
64	60	131319	2694587.48	16641	136389.9

5. Auctioneers

Number of Auctioneers	Number of Auctioneers submitted returns	Quantity of batteries Sold		Quantity of used batteries sent to Authorized Recyclers	
		Nos.	Weight (Kg)	Nos.	Weight (Kg)
4	4	19695	92914.5	19289	92910

V. ACTIVITIES OF THE BOARD

6. Recyclers

No. of Authorized Recyclers	Capacity of Recyclers in MT/Y	Weight of used batteries received from and recycled (T/A)							
		Manu- facturer	Assembler	Dealer	Importer	Bulk Consumer	Auction- eer	Self- Imported	Other sources
27*	325235	2352.737	0	42474.188	3408	4586.608	3140.819	19848.929	283.051

*Out of 27 authorized recyclers, 16 authorized recyclers have submitted returns and 2 are not working.

Further, MoEF&CC notified the Battery Waste Management Rules, 2022 on 22.08.2022.

-oOo-

CHAPTER-VI

ENVIRONMENTAL QUALITY MONITORING PROGRAMMES

6.1 Air Quality Monitoring

Air pollution is caused mainly by transportation, fuel combustion in stationary sources, burning of fossil fuels like coal, wood and construction activities. Motor vehicles produce high levels of carbon monoxide (CO), hydrocarbons (HC) and nitrogen oxides (NO_x). Construction activities, bad roads and burning of fossil fuels are responsible for dust (particulate matter) pollution. Residential and commercial activities also contribute to air pollution. Human health is affected due to poor air quality. Principally, air pollution affects the body's respiratory system and the cardiovascular system. Under the provisions of the Air (Prevention and Control of Pollution) Act, 1981, the Government of Tamil Nadu has declared the entire state of Tamil Nadu as air pollution control area vide G.O. Ms. No. 4 Environment Control Department, dated 28.09.1983.

6.1.1 Ambient Air Quality Monitoring in Chennai

The Board is operating eight ambient air quality monitoring stations in Chennai under National Air Quality Monitoring Programme (NAMP) funded by the CPCB. The eight ambient air quality monitoring stations in Chennai are given below.

National Air Quality Monitoring Programme (NAMP) – Chennai		
Sl. No.	Station location	Land use zone / area
1	Adyar	Residential
2	Anna Nagar	Residential
3	Kilpauk	Traffic intersection
4	Kathivakkam	Industrial
5	Manali	Industrial
6	Nungambakkam	Traffic intersection
7	Thiruvottiyur	Industrial
8	T.Nagar	Commercial (Traffic intersection)

All the above stations are functioning on 24 hours basis, twice a week. The samples collected from NAMP stations are analysed for the PM₁₀ (particulate matter less than 10 microns), PM_{2.5} (particulate matter less than 2.5 microns) and gaseous pollutants such as Sulphur dioxide (SO₂) and Nitrogen dioxides (NO₂). The annual average values recorded from April 2022 to March 2023 reveals that PM₁₀, PM_{2.5} was well within the standards. The parameters SO₂ and NO₂ were also within the standards (Annexure-VI). The air quality data and the Air Quality Index (AQI) bulletin are uploaded in the TNPCB web site regularly. The daily monitoring data is also displayed in electronic display board at TNPCB Head Office, Guindy to create awareness to the general public.

VI. ENVIRONMENTAL QUALITY MONITORING PROGRAMMES.

6.1.1.1 Action for Improvement of Air Quality of Chennai

A Public Interest Petition (O.A.No.422 of 2013) was filed before the Hon'ble National Green Tribunal (Southern Bench) with a prayer of making Chennai free from pollution and also to protect the wellness of residents and environment of the city. The Hon'ble NGT directed for a scientific study by the CPCB and TNPCB. The CPCB and TNPCB have carried out a detailed study of Chennai air quality and submitted a report in April 2019 to the Hon'ble NGT. The study concluded that vehicular emissions contribute major sources of air pollution which need to be controlled to the maximum possible level adopting alternate clean and green fuels like Compressed Natural Gas (CNG) particularly in urban centers. The study report is also sent to the Government for further action.

6.1.2 Ambient Air Quality Monitoring in Other Cities and Major Towns

Under the NAMP, the TNPCB also monitors the ambient air quality in other major cities and towns and industrial clusters in Tamil Nadu. The AAQ stations (44) are given below.

National Air Quality Monitoring Programme (NAMP)- Other Cities & Major Towns		
Sl. No.	Station location	Land use zone
	Thoothukudi (Since 1988)	
1	NTPL Quarters	Residential
2	SIPCOT	Industrial
3	A.V.M. Jewelers	Commercial
	Coimbatore (Since 1991)	
4	District Collector's Office	Commercial
5	Kavundampalayam	Residential
6	SIDCO Building	Industrial
	Salem (Since 1996)	
7	Siva Tower	Commercial
	Madurai (Since 1996)	
8	Pichaipillai Chavadi	Industrial
9	Birla Guest House	Commercial
10	Hotel Tamil Nadu	Residential
	Trichy (Since 1997)	
11	Gandhi Park, Thennur	Residential
12	Main Guard Gate	Traffic intersection
13	Bishop Heber College	Sensitive
14	Golden Rock	Residential
15	Trichy Corporation Annex Building	Traffic intersection
	Cuddalore (Since 2013)	
16	Echankadu Village	Residential
17	Imperial Road	Commercial
18	SIPCOT	Industrial

VI. ENVIRONMENTAL QUALITY MONITORING PROGRAMMES

National Air Quality Monitoring Programme (NAMP)- Other Cities & Major Towns		
Sl. No.	Station location	Land use zone
	Mettur (Since 2013)	
19	Raman Nagar	Residential
20	SIDCO	Industrial
	New Stations (Since 2021)	
Sl. No.	Station location	Land use zone
	Tiruvannamalai	
21	O/o. DEE, TNPCB	Commercial
22	O/o. Municipal Commissioner	Commercial
23	O/o. Joint Director, Animal Husbandry Dept	Residential
	Sivagangai	
24	O/o. DEE, TNPCB.	Commercial
25	SIDCO Industrial Estate	Industrial
26	Muthu Mahal Campus, Bose Road	Commercial
	Theni	
27	Raghavan Colony	Residential
28	SAR Complex, Boothipuram Road	Commercial
29	SIDCO Complex, Aandipatti	Industrial
	Tiruvarur	
30	Thiru.Vi.Ka. Govt Arts College, NPM Road	Residential
31	Near ONGC Water Plant	Industrial
32	New Bharath Matric Higher Secondary School	Silence
	Villupuram	
33	O/o. DEE, Master Plan Complex, TNPCB	Commercial
34	Govt. Villupuram Medical College & Hospital	Sensitive
35	University College of Engineering	Residential
	Perambalur	
36	Govt. Head Quarters Hospital	Sensitive
37	M/s Aavin Parlour Building	Commercial
38	M.M. Nagar, Perambalur	Residential
	Dharmapuri	
39	House near Collector Office	Residential
40	SIDCO Industries	Industrial
41	D.N.G Building, Siddha Verrappa Chetty Street	Commercial
	Nagercoil	
42	Anna University Campus	Industrial
43	Scott Christian College	Residential
44	Aavin Parlour Building	Commercial

All the above monitoring stations under NAMP functions on a 24 hour basis, twice a week. The samples collected from these stations are analysed for the PM₁₀, PM_{2.5}, SO₂ and NO_x. The Ambient Air Quality (AAQ) data recorded during 2022-2023 as given in Annexure-VI A and Annexure-VI B indicates that the parameters SO₂ and NO_x are well within the standards in all the stations, whereas PM₁₀ values are well within the standards in all the stations except for

VI. ENVIRONMENTAL QUALITY MONITORING PROGRAMMES.

Thothukudi and Madurai. The exceedance of PM₁₀ at Thoothukudi is mainly due to the increase in number of vehicles, re-suspension of surface dust, heavy commercial and industrial activities, and Madurai may be due to historical tourism place. The annual average values of pollutants recorded at the above monitoring stations during the period 2022-2023; the Ambient Air Quality (AAQ) data and the Air Quality Index (AQI) are uploaded in the TNPCB's web site. The data is also uploaded in the CPCB's portal.

6.1.3 Continuous Ambient Air Quality Monitoring Stations

Apart from NAMP stations, in order to monitor the ambient air quality on real time continuous basis in major cities and industrial clusters, the Board installed 34 numbers of Continuous Ambient Air Quality Monitoring Stations (CAAQMS). Out of which five stations are in Chennai (viz.) Koyambedu, Royapuram, Perungudi, Kodungaiyur and Manali. The remaining stations are at Gummidipoondi, Thoothukudi, Perundurai, Coimbatore, Tiruvallur, Kancheepuram, Chengalpattu, Vellore, Ranipet, Krishnagiri, Trichy (2 stations – Rural & Urban), Dindigul, Salem, Cuddalore (2 stations – SIPCOT & Urban), Nagapattinam, Ariyalur, Thanjavur, Pudukkottai, Karur, Namakkal, Tiruppur, Coimbatore, Udhamandalam, Ramanathapuram, Madurai, Virudhunagar and Tirunelveli. PM₁₀, PM_{2.5}, SO₂, NO₂, NH₃, O₃, CO and BTEX are monitored. The data recorded in CAAQMS during the year 2022 - 2023 is given in Annexure-VII-A. The AAQ data and AQI on real-time are linked to the TNPCB website.

In addition to the above, the industries have also been installed the CAAQMS in their plant vicinity and the same is connected to Care Air Centre (CAC) of TNPCB. As such 170 stations are connected to Care Air Centre (CAC).

6.1.4 Mobile Continuous Ambient Air Quality Monitoring Station

The TNPCB has commissioned one mobile continuous ambient air quality monitoring station in March 2016 to monitor the ambient air quality on real time basis. The mobile station has the facility to monitor the ambient air parameters Sulphur dioxide (SO₂), Nitrogen dioxide (NO₂), Ammonia (NH₃), Ozone (O₃), Carbon monoxide (CO), Benzene, Toluene, Ethylbenzene, Xylene (BTEX), Particulate matter less than 10 micron (PM₁₀) and Particulate matter less than 2.5 micron (PM_{2.5}). The station also has Weather Monitoring facility to measure wind direction, wind speed, ambient temperature, relative humidity, solar radiation, rainfall, barometric pressure etc. This mobile station is used to monitor the air quality in the hotspots of Chennai city and other places wherever necessary. During the period April 2022- March 2023, totally 22 surveys were conducted in the districts of Chennai, Kancheepuram, Chengalpattu, Tiruvallur and Namakkal. The survey includes routine monitoring in the industrial area, survey based on public complaint/ NGT cases, survey during Bhogi and Deepavali. The Mobile Van Survey details during the year 2022-2023 are given in Annexure-VII-B.

VI. ENVIRONMENTAL QUALITY MONITORING PROGRAMMES

6.1.5 Environmental Monitoring during Festivals

Every year, the people of Tamil Nadu celebrate various festivals like Pongal (Bhogi), Vinayagar Chaturthi and Deepavali. While celebrating the festivals there is a possibility of environment pollution to the Water bodies and Ambient Air quality. The CPCB has developed specific guidelines for monitoring Air and Water quality during the festival celebrations. Accordingly, the TNPCB is monitoring Ambient Air quality during Pongal (Bhogi) festival, Ambient Air quality & Noise level during Deepavali in major cities, Water quality of specified Water bodies during Vinayagar Chaturthi festival. AAQ monitoring was conducted during Deepavali 2022 and the report is given in Annexure-VIII-A. Awareness was created and monitoring was carried out during pre-Bhogi and Bhogi 2023 and the report is given in Annexure-VIII-B.

6.1.6 Care Air Centre

In order to monitor both source emissions and ambient air quality on a real time basis of the industries, TNPCB established Care Air Centre during the year 2010 at the Corporate Office, Chennai. This is a Continuous Emission Monitoring System (CEMS) of connected industries pertaining to 17 Category -highly polluting industries, Red Large industries, Common hazardous waste incinerator facility and Common bio-medical waste treatment facilities. When the emission levels exceed the norms, the inbuilt system will inform the concerned industry and the District Environmental Engineer, through an automated short messaging system (SMS) and electronic mail (e-mail) to take immediate remedial action.

Upto 31.03.2023, in 824 Industries 405 stacks, 154 CAAQMS and 381 Effluent outlets are connected to this centre. District wise number of units connected to Care Air Centre (CAC) is given in table below.

District wise number of units connected to Care Air Centre:

Sl. No.	District Name	No. of Industries connected to CAC	No. of 17 Category Industries connected to CAC	Source Emission (Stack)	Ambient (CAAQMS)	Effluents
1	Ariyalur	23	10	11	11	7
2	Chengalpattu	47	7	27	11	0
3	Chennai	13	0	4	7	6
4	Coimbatore	73	1	64	3	9
5	Cuddalore	61	18	27	18	25
6	Dharmapuri	5	2	3	0	3
7	Dindigul	10	1	6	1	4
8	Erode	77	6	17	3	67
9	Kallakurichi	7	2	3	0	0
10	Kancheepuram	30	2	19	8	23

VI. ENVIRONMENTAL QUALITY MONITORING PROGRAMMES.

Sl. No.	District Name	No. of Industries connected to CAC	No. of 17 Category Industries connected to CAC	Source Emission (Stack)	Ambient (CAAQMS)	Effluents
11	Kanyakumari	0	0	0	0	1
12	Karur	11	3	5	3	9
13	Krishnagiri	27	5	16	4	12
14	Madurai	5	2	3	0	2
15	Mayiladuthurai	2	0	2	0	0
16	Nagapattinam	11	7	6	0	5
17	Namakkal	11	4	5	2	5
18	Perambalur	7	3	3	0	7
19	Pudukottai	6	0	2	2	3
20	Ramanathapuram	8	0	4	0	3
21	Ranipet	9	8	4	2	1
22	Salem	29	7	17	10	13
23	Sivagangai	7	2	4	0	4
24	Tenkasi	0	0	0	0	0
25	Thanjavur	9	1	3	0	6
26	The Nilgiris	4	0	1	0	5
27	Theni	3	2	0	0	4
28	Tirunelveli	18	3	9	2	6
29	Thiruvallur	126	33	74	43	31
30	Tiruvarur	1	2	0	0	0
31	Tirupathur	8	6	2	0	0
32	Tiruppur	61	2	9	0	59
33	Tiruvannamalai	5	3	3	0	2
34	Trichy	18	6	11	3	8
35	Tuticorin	32	11	15	13	10
36	Vellore	37	2	15	5	27
37	Viluppuram	10	7	4	0	10
38	Virudhunagar	13	2	7	3	4
Total		824	170	405	154	381

6.1.7 Non-Attainment Cities

The CPCB has identified 131 cities as non attainment cities in India including Thoothukudi in Tamil Nadu based on the monitoring data for the period 2011-2015. The Hon'ble NGT in its order dated 08.10.2018 in O.A No 681 of 2018 has directed the TNPCB to prepare and finalize the action plan for the non attainment city – Thoothukudi in coordination with various Government Departments. Accordingly, action plan was prepared and the same was approved by the CPCB. The action plan for the Thoothukudi city is now under implementation in coordination with various stakeholders. The Hon'ble NGT (PB), Delhi in its order dated 06.08.2019 has also identified Trichy

VI. ENVIRONMENTAL QUALITY MONITORING PROGRAMMES

as non attainment city. Subsequently Madurai and Chennai were identified as non attainment cities by CPCB in the year 2020 and 2021. The action plan prepared for Trichy, Madurai and Chennai cities was approved by CPCB on 07.01.2022 and the action components are under implementation. Ministry of Environment and Forest (MoEF) has organized a workshop on “Sensitization cum Review Workshop National Clean Air Programme (NCAP) & XV-FC Million Plus Cities Challenge Fund (XV-FC MPCCF Southern region) at Chennai during 21st and 22nd May 2022.

6.2 Water Quality Monitoring

6.2.1 National Water Quality Monitoring Programme

The TNPCB collaborates with Central Pollution Control Board and monitors the quality of states water bodies through various programme such Global Environmental Monitoring System (GEMS), Monitoring of Indian National Aquatic Resources (MINARS), Coastal waters, and National River Conservation Programme (NRCP). In recent years, these programmes were systemized into single umbrella and have been renamed as National Water Quality Monitoring Programme (NWMP). Under this programme, water quality of major rivers and lakes are monitored. The locations under this programme are called as NWMP network. The programmes are funded by the CPCB on 70:30 basis.

TNPCB monitors 12 rivers (71 locations), Ground waters in 22 locations, Lakes in 8 locations Coastal waters in 34 locations, STPs in 16 Locations, Drains and Canals in 7 locations thereby monitoring 158 locations altogether. The twelve rivers monitored are river Cauvery, Vennar, Bhavani, Amaravathi, Adyar, Cooum, Sarabanga, Vasista, Thirumanimutharu, Tamiraparani, Palar and Vaigai and eight lakes at Ooty, Kodaikanal, Yercaud, Veeranam, Porur, Poondi, Pulicat and Redhills are monitored periodically totaling 158 stations. Samples are collected in these stations on monthly basis. The data is given in Annexure – IX.

Generally, the water quality of the rivers and lakes are categorized under Class A, B, C, D and E based on its Designated Best Use (DBU) as per CPCB criteria. Class A - Drinking Water Source without conventional treatment but after disinfection; Class B - Outdoor bathing (organized); Class C - Drinking water source after conventional treatment and disinfection; Class D - Propagation of wild life and fisheries; Class E-Irrigation, Industrial Cooling, and Controlled Waste Disposal. The monitored data is uploaded in the TNPCB web site as well as in the CPCB portal.

6.2.1.1 River Cauvery and its Tributaries

The River Cauvery is the major river in the State which is the source of water for more than one third of the State. Samples are collected at 33 stations. The samples are analysed in Board Laboratories. The values of water quality at sampling stations are given in Annexure-X-A, X-B and X-C. The overall analysis of the data reveals that the contamination of surface water of

VI. ENVIRONMENTAL QUALITY MONITORING PROGRAMMES.

the river is due to the unhygienic anthropogenic activities and disposal of either untreated or partially treated domestic waste into the river systems directly or indirectly.

Generally, the water quality of river Cauvery at all stations falls under Category A-B which is suitable for drinking purpose in months of July to February and during the summer from March to June the water quality falls under category C and D showing that the water quality has degraded due to very low flow or no flow in the river.

6.2.1.2 River Tamiraparani

The water quality of the Tamiraparani River is being monitored on monthly basis at 12 stations. The physico-chemical parameters and biological parameters are analysed in the Advanced Environmental Laboratories (AEL), Tirunelveli and the details are furnished in Annexure-XI. The analysed data reveals that the water quality falls under class 'A' and 'B', i.e., the water quality in the stations at Papanasam, Cheranmadevi, Thiruvudaimarudur, Ambasamudram, Kokirakulam, Kallidaikurichi and Sivalaperi, falls under Class 'A', the water quality in the stations at Authoor, Eral, Srivaikuntam and Vellakovil falls under Class 'B' and the water quality at Murrappanadu falls under Class 'C' only during two months.

6.2.1.3 River Palar

The water quality of River Palar is being monitored every month in one monitoring station at Vaniyambadi Municipal Head Works. The analysis of water samples is done in the Advanced Environmental Laboratories (AEL), Chennai for physico-chemical and biological parameters. The water quality of the Palar River collected from infiltration well for 11 months falls under Class 'A' and 'B'. The details are furnished in the Annexure-XII.

6.2.1.4 River Vaigai

The water quality of the Vaigai river is being monitored once in six months from the collection well of Thirubuvanam head works. At present, there is no yield of water in the collection well.

6.2.1.5 Lakes

Under NWMP programme, the water quality of Ooty, Kodaikanal, Yercaud, Veeranam, Porur, Poondi, Pulicat and Redhills lakes are monitored on monthly basis. The water quality of the above Lakes monitored is furnished in Annexure-XIII.

6.2.2 Chennai City Waterways Monitoring Programme

The TNPCB is monitoring the water quality of four waterways in Chennai city (i.e.) Adyar River, Buckingham Canal, Cooum River and Otteri Nallah at 17 locations to assess the pollution level by collecting monthly samples from April 2003 both in water bodies and sewage / industrial outlets into the said water bodies. The sampling locations are as follows:-

VI. ENVIRONMENTAL QUALITY MONITORING PROGRAMMES

List of water bodies and their sampling locations

Sl. No.	Name of the Water body	Sampling Locations
1.	Adyar	<ul style="list-style-type: none">• Alandur Abraham Bridge• Thiru. Vi. Ka. Bridge• Nesapakkam 23 MLD STP• Nesapakkam 40 MLD STP• Nesapakkam 54 MLD STP
2.	Cooum	<ul style="list-style-type: none">• Thirumangalam Cause way• Chitra Takies Bridge• Nappier Bridge• Koyambedu 34 STP Outlet• Koyambedu 60 STP Outlet• Koyambedu 120 STP Outlet
3.	Buckingham canal	<ul style="list-style-type: none">• Wallaja Road Bridge• Kodingaiyur 40 MLD STP• Kodingaiyur 80 MLD STP• Kodingaiyur STP 110 MLD
4.	Otteri Nullah	<ul style="list-style-type: none">• Asprin Garden Bridge• Vysarpadi Road bridge

The Report of analysis of the above stations is given in Annexure-XIV-A, XIV-B, XIV-C and XIV-D. The Adyar, Cooum, Buckingham canal and Otteri Nullah water quality does not confirm to any one class of the prescribed Surface Water Quality standards IS:2296.

The restoration of Chennai City Water Ways is entrusted with Chennai River Restoration Trust. The Trust formulates plans and undertakes implementation of programmes on restoration of Chennai City Waterways in co-ordination with the line Departments. Accordingly, Integrated Cooum River Eco-Restoration Project and Adyar River Restoration Projects are being implemented by the respective line Departments.

6.2.3 Coastal Water Quality Monitoring

The Tamil Nadu Pollution Control Board is monitoring sea water quality at 34 locations, underNWMP, in 13 coastal districts of the State to assess the sea water quality of coast lines by collecting monthly samples. The sea water quality is classified from SW-I to SW-IV category namely SW-I- Salt pans, Shell fishing, Mariculture and Ecologically Sensitive Zone, SW-II- Bathing, Contact Water Sports and Commercial fishing, SW-III -Industrial cooling, Recreation (non-contact) and Aesthetics, SW-IV – Harbour and SW-V - Navigation and Controlled Waste Disposal. The report of analysis is given in Annexure-XV.

The locations namely Ennore Creek, Alamparaikuppam, Thalangadu, Kottakuppam, Tharangambadi Beach, Vellankani and Kollidam fall under SW-I category. The locations namely Muthupettai, Lagoon Nearby the Coast Line, Kezhathottam, Adiramapattinam, Mallipatanam, Kottaipattinam, Rameswaram, Erwadi, Thiruchendur, Punnakayal, Vembar, Uvari, Kanyakumari, Keezhamanakudy and Thangapattinam fall under SW-II. The locations namely Santhome Beach, Injambakkam, Mamallapuram, Kalpakkam, Cuddalore, Pichavaram and Koodankulam fall under

VI. ENVIRONMENTAL QUALITY MONITORING PROGRAMMES.

SW-III. And the location Tiruvottiyur, Chennai Port Trust, Nagapattinam, Tuticorin and Colachel fall under SW-IV.

6.2.4 Polluted River Stretches

The CPCB has identified ten numbers of river stretches in Tamil Nadu as 'Polluted River Stretches' during 2022 based on the Bio-Chemical Oxygen Demand (BOD) levels in the rivers and categorized that into five priorities (Priority I: BOD > 30mg/L, Priority II: BOD 20 to 30mg/L, Priority III: BOD 10 to 20 mg/L, Priority IV: BOD 6 to 10 mg/L, Priority V: 3 to 6 mg/L).

1. River Sarabanga – Thathayampatti to T. Konagapadi Stretch – (15 Kms) – Priority – II.
2. River Thirumanimutharu – Salem to Papparapatti Stretch – (15 Kms) - Priority-I
3. River Vasista – Manivilundhan to Thiyaganur Stretch – (10 Kms) - Priority-I.
4. River Cauvery – Mettur to Mayiladuthurai Stretch – (200 Kms) – Priority-III.
5. River Bhavani-Sirumugai to Kalingarayan Stretch – (60 Kms) – Priority-V.
6. River Tamiraparani-Pappankulam to Arumuganeri Stretch – (80 Kms) – Priority-IV.
7. Coovum River – Avadi to Sathya Nagar - (31.70 Kms) - Priority-I.
8. Adyar River – Tambaram to Nandanam – (30.10 Kms) - Priority-I.
9. Amaravathi River – Madathukulam to Karur - (108 Kms) - Priority-V.
10. Palar River – Kodaiyanchi to Marapattu – (16.30 Kms) - Priority-V.

The water quality of the polluted river stretches indicated that the main cause of pollution is due to discharge of untreated domestic sewage/ sullage and dumping of Municipal Solid Wastes from the urban local bodies. Based on the CPCB reports, the Hon'ble National Green Tribunal (NGT) Principal Bench took Suo-moto cognizance and issued the following directions by its orders dated 20.09.2018 & 19.12.2018 in O.A. No.673/2018.

“All the States and the Union Territories to prepare action plans for bringing all the polluted river stretches to be fit at least for bathing purpose.”

Accordingly, TNPCB in coordination with line Departments has prepared and submitted the action plans with timelines for all the six (Sl.No 1 to 6) and the approved action plans are under implementation to prevent the discharge of sewage and Solid Waste Management and for the Restoration and Rejuvenation of rivers with the coordination of various Government Departments. For the rivers (Sl. No.7 to 10) Action Plans are being prepared for implementation. The water quality of the polluted river stretches is monitored under NWMP programme and the monitored data is uploaded in the TNPCB web site as well as in the CPCB portal.

6.2.5 Water Quality Watch Centre

The TNPCB has established a Water Quality Watch Centre (WAWC) at the Head Office, Chennai. It is functioning since July 2015. This centre monitors the quality of treated effluent at the outlet of the treatment plant on continuous basis through online. The 17 category of highly polluting industries, Red-Large industries and Common Effluent Treatment Plants are connected to this

VI. ENVIRONMENTAL QUALITY MONITORING PROGRAMMES

centre. As on 31st March 2023, 381 units are connected to this Centre, of which 238 units for ZLD [208 IETPs & 30 CETPs] and 141 units for treated effluent discharge monitoring. The online monitors in the river Tamiraparani, Bhavani and Cauvery are connected to this centre. The parameters monitored through this centre include pH, TDS, DO and Flow. The District wise number of industries connected to WQWC is as follows:-

District wise number of industries connected to WQWC

Sl. No.	District Name	Total Industries Connected to WQWC	Discharge IETP	CETP	ZLDS IETP	ZLDS CETP
1	Ariyalur	7	7	-	-	-
2	Chennai	6	1	2	3	-
3	Coimbatore	9	2	-	7	-
4	Cuddalore	25	18	-	7	-
5	Dharmapuri	3	3	-	-	-
6	Dindigul	4	1	-	2	1
7	Erode	67	6	-	59	2
8	Kancheepuram	23	7	-	16	-
9	Karur	9	3	-	6	-
10	Krishnagiri	12	2	-	10	-
11	Madurai	2	1	-	1	-
12	Nagapattinam	5	5	-	-	-
13	Namakkal	5	2	-	3	-
14	The Nilgiris	5	3	-	2	-
15	Perambalur	7	5	-	2	-
16	Pudukottai	3	2	-	1	-
17	Ramanathapuram	3	3	-	-	-
18	Ranipet	1	-	-	1	-
19	Salem	13	8	-	5	-
20	Sivagangai	4	1	-	3	-
21	Thanjavur	6	5	-	1	-
22	Theni	4	1	-	3	-
23	Thiruvallur	31	16	-	15	-
24	Tiruppur	59	4	-	37	18
25	Trichirappalli	8	4	-	3	1
26	Vellore	27	5	-	14	8
27	Viluppuram	10	8	-	2	-
28	Virudhunagar	4	3	-	1	-
29	Tirunelveli	6	3	-	3	-
30	Thoothukudi	10	9	-	1	-
31	Tiruvannamalai	2	2	-	-	-
32	Kanyakumari	1	1	-	-	-
Total		381	141	2	208	30

VI. ENVIRONMENTAL QUALITY MONITORING PROGRAMMES.

6.3 National Ambient Noise Monitoring Network Programme

Noise is generated from a variety of indoor and outdoor sources such as industries, transport vehicles, construction activities, generator sets and fire crackers. The Noise Pollution (Regulation and Control) Rules, 2000 were notified by MoEF&CC under the Environment (Protection) Act 1986 and amended in January 2010. Database on noise level is required for policy formulation, setting standards and ensuring compliance of the existing rules.

The TNPCB in association with the CPCB has established 10 Real Time Ambient Noise Monitoring Stations in Chennai City under National Ambient Noise Monitoring Network Programme. The stations are at Egmore, T.Nagar, Perambur, Guindy, Triplicane, Pallikaranai, Velachery, Washermanpet, Anna Nagar and Sowcarpet. The monitoring data reveals that the ambient noise level in Chennai city is exceeding the prescribed standards which mainly due to vehicular movement and construction activities. The annual average noise level for the year April 2022- March 2023 is given in Annexure – XVI A and XVI B.

6.4 Vehicle Emission Monitoring

In Tamil Nadu, Pollution Under Control (PUC) Certificate is issued for all kind of vehicles by the private emissions testing centers authorized by Transport Department under rule 116(B) of Tamil Nadu Motor Vehicles Rules 1989. The TNPCB conducts training programme for the persons to be engaged in emission checking centers for the operation of emission checking instruments. The Board also issue working performance certificate for the new emission monitoring instruments to be used in the private emission testing centers. During the year 2022-2023, the Board has given training to 101 persons for operation of emission checking instrument and certified 101 new instruments.

-oOo-

VII. LEGAL ACTIONS

CHAPTER - VII

LEGAL ACTIONS

7.1 Introduction

The Board is empowered to issue CTE/CTO/RCO as per section 21 of Air Act and section 25 & 26 of Water Act and if anything found wrong during the operation of the Industry/unit, the Board has the power to issue closure direction and stoppage of power supply against defaulting/erring units under Section 33-A of the Water (P&CP) Act, 1974 and Section 31-A of the Air (P&CP) Act, 1981. Any person aggrieved by an order made by the Board under Air (P&CP) Act, 1981 may prefer an appeal to Appellate Authority. Any person aggrieved by an order made by the Board under section 25, section 26 or section 27 of Water (P&CP) Act, 1974 may prefer an appeal to Appellate Authority under section 28 of Water (P&CP) Act, 1974. Any person aggrieved by an order made by the Board under section 33A of Water (P&CP) Act, 1974 may prefer an appeal to National Green Tribunal under section 33B of Water (P&CP) Act, 1974. The Board also files cases/appeals under Water (P&CP) Act, 1974 and the Air (P&CP) Act, 1981 and Environment (Protection) Act, 1980. All the Pollution/Environmental related cases filed/being filed against the TNPCB by the NGO/Public/individual/defaulting industries/aggrieved person before the Supreme Court of India / Hon'ble High Court / National Green Tribunal (PB) and Southern Zone / Appellate Authority / District Munsiff Court / Judicial Magistrate Court are dealt by the Law Section of the Board.

7.2 Green Bench

The Hon'ble High Court has constituted a 'Green Bench' during the year 1996 as per the direction of Hon'ble Supreme Court of India dated 28.8.1996 in W.P.(C).No. 914 of 1991 to deal with the environmental pollution related cases.

7.3 Appellate Authority

As per the powers conferred under Section 28 of the Water (P&CP) Act, 1974 and under Section 31 the Air (P&CP) Act, 1981, the Government in Environment and Forests Department has constituted the Appellate Authority under the Chairmanship of retired High Court judge with two technical members. The Authority entertains and disposes off the appeals preferred by the industries against the order of the TNPCB issued under Section 25/26 and 27 of the Water (Prevention and Control of Pollution) Act, 1974, as amended and any orders issued under the Air (Prevention and Control of Pollution) Act, 1981 as amended.

7.4 National Green Tribunal

The National Green Tribunal (NGT) was established at New Delhi on 18.10.2010 by the Central Government under the National Green Tribunal Act 2010, for effective and expeditious

VII. LEGAL ACTIONS

disposal of cases relating to environmental protection and forest conservation. Any person aggrieved by an order or decision of the SPCB and Appellate Authority order issued under Section 28, 29 and 33-A of the Water (Prevention and Control of Pollution) Act, 1974, Section 31 of the Air (Prevention and Control of Pollution) Act, 1981 and Section 5 of the Environmental (Protection) Act, 1986 may apply to NGT within 30 days of the order issued by the Board / Appellate Authority. Subsequently the National Green Tribunal for southern zone was constituted in the year 2010 and functioning at Chennai.

The cases filed, disposed and pending in the Hon'ble Supreme Court of India, High Court of Madras at Principal Seat and Madurai Bench, National Green Tribunal (Principal Bench and Southern Zone) and Appellate Authority during the financial year 2022-2023 are as follows:-

Sl. No.	Name of the Court	No. of cases pending as on 31.03.2022	No. of cases filed from 01.04.2022 to 31.03.2023	No. of cases disposed (including cases filed in previous years)	Total No. of pending as on 31.03.2023 (3 + 4 - 5)
(1)	(2)	(3)	(4)	(5)	(6)
1	Supreme Court of India	29	5	8	26
2	High Court of Madras at Principal Seat and Madurai Bench	224	114	109	229
3	National Green Tribunal (PB)	11	1	0	12
4	National Green Tribunal (SZ)	252	37	46	243
5	Appellate Authority	91	67	81	77
	Total	607	224	244	587

7.5 Environmental Impact Assessment (EIA) Violation Cases

As per the EIA Notification 2006 as amended (S.O.804 (E) dated 14.03.2017), In cases of violation, action will be taken against the project proponent by the respective State or State Pollution Control Board under the provisions of section 19 of the Environment (Protection) Act, 1986 and further, no consent to operate or occupancy certificate will be issued till the project is granted the environmental clearance.

Accordingly the MoEF&CC/SEIAA will request the State Government to initiate action against the project proponent under the provisions of Section 19 of the Environment (Protection) Act, 1986 before issue of environmental clearance. Based on the request of MoEF&CC/SEIAA, the State Government request the State Pollution Control Board to take appropriate action against the project proponent and send the detailed action taken report directly to MoEF&CC/SEIAA with intimation to the State Government.

As per the request of the Government received so far, the details of (cases filed, disposed and pending) action initiated by the TNPCB against the project proponent under the provisions of section 19(a) of the Environment (Protection) Act, 1986 are as follows:-

VII. LEGAL ACTIONS

Sl. No.	Name of the Court	No. of cases filed as on 31.03.2022	No. of cases filed from 01.04.2022 to 31.03.2023	No. of cases disposed (including cases filed in previous years)	Total No. of pending as on 31.03.2023 (3 + 4 - 5)
(1)	(2)	(3)	(4)	(5)	(6)
1	Metropolitan / Chief Judicial / Judicial Magistrate Courts	113	15	29	99

The Hon'ble Courts mentioned above have imposed penalty/fine against the erring units. Total amount of fine imposed on all the units put together is Rs.9,35,000/-. The lists of disposed cases with fine are as follows:

Sl. No.	C.C. No.	Cases filed against
1.	1687/2022	M/s.G.Kuppusamy Naidu Memorial Hospital, Coimbatore
2.	277/2014	"M/s. The India Cements, Limited, Lime Stone Mines, Sethurayanputhur Village, Tirunelveli Taluk, Tirunelveli District
3.	278/2014	M/s. The India Cements, Limited, Lime Stone Mines, Tenkulam Village, Tirunelveli Taluk & District
4.	279/2014	M/s. The India Cements, Limited, Lime Stone Mines, Tenkulam Village, Tirunelveli Taluk & District"
5.	281/2014	M/s. The India Cements, Limited, Lime Stone Mines, Ramayanpatti Village, Tirunelveli District
6.	282/2014	M/s. The India Cements, Limited, Lime Stone Mines, Ramayanpatti Village, Tirunelveli District
7.	2503/2022	M/s.Velammal Medical College and Hospital, Madurai
8.	975/2022	M/s. Tamil Nadu Cements Corporation Ltd, Tirunelveli District.
9	46/2022	M/s. Samayapuram Vel Industries Pvt. Ltd., Existing Limestone Mine Quarry
10	47/2021	M/s. Sathammai Chemicals Pvt Ltd., Existing Limestone Mines
11	38/2021	M/s. Tamil Nadu Minerals Limited, Katpadi Taluk, Vellore District

7.6 Important Judgments / Orders

7.6.1 Hon'ble Supreme Court of India

(i) Civil Appeal No.8536 of 2022 – Plastic Matter – Paper Cups

The Tamil Nadu and Puducherry Paper Cup Manufactures Association have filed a C.A.No.8536 of 2022 against the State of Tamil Nadu and others. The appellants are aggrieved by a common judgment (Judgment dated 11.07.2019 in WP No. 3984/2019) of the Madras High Court, by which their writ petitions challenging a government order (G.O.Ms No. 84 dated 25.06.2018 w.e.f. 01.01.2019) banning manufacture, storage, supply, transport, sale, distribution, and use of 'one time use and throwaway plastics' was dismissed.

VII. LEGAL ACTIONS

7.6.2 Hon'ble High Court of Madras

(i) W.P.No.34065 of 2018 & other batch cases – Plastic matter

The Tamil Nadu Pongy Plastic Association, Chennai has filed a W.P.No.34065 of 2018 against the Principal Secretary to Government & others challenging the G.O.(Ms) No.84, dated 25.06.2018 issued by the Government of Tamil Nadu to ban on manufacture, store, supply, transport, sale or distribute of use and throwaway plastics plastic sheets used for food wrapping, spreading on dining table etc., plastic plates, plastic coated tea cups and plastic tumbler, water pouches and packets, plastic straw, plastic carry bag and plastic flags irrespective of thickness. The Hon'ble High Court of Madras in its order dated 27.12.2018 has dismissed the writ petitions and uphold the G.O.(Ms) No.84, dated 25.06.2018 issued by the Government of Tamil Nadu

In respect of review of Application No.89 of 2019 in W.P.No.34065 of 2018, the Hon'ble High Court of Madras in its order dated 20.10.2022 has lauded the efforts of TNPCB in developing this first of its kind directory in the entire country interalia that.

6. *"This Court places on record its appreciation to the efforts taken by the 3rd Respondent (TNPCB) to come out with a Directory of Manufacturers and Suppliers of Eco-alternative Materials for Single Use Plastics in Tamilnadu. A perusal of the said Directory not only shows various ecofriendly alternative materials in lieu of Single Use Plastics, but also gives details of the Manufacturers/Retailers in each District of Tamil Nadu".*

7. *"We are also happy to note that this Directory is a first of its kind in the entire country and persons who have conceptualized the above, deserve accolades. This Directory would not only help the Retailers, but would also help the domestic purchasers; since we are informed the Directory is available online."*

7.6.3 Hon'ble National Green Tribunal Southern Zone, Chennai

(i) O.A. No.91 of 2022 (SZ) & O.A. No.07 of 2023(SZ) – Desilting / dredging of water bodies/ rivers/ reservoirs/ waterways/ canals

The President of the Siruthavur Village Panchayat, has filed an application seeking direction to the official respondents to take action against Respondent No.6 / Water Resources Department (WRD) for quarrying in the Siruthavur Lake in Survey. No.627 in an illegal and unscientific method and also to assess the damage caused due to the quarrying operation of the ordinary earth in the said lake.

In this connection, the Hon'ble NGT(SZ), Chennai has issued direction to the Chief Secretary to Government, State of Tamil Nadu to issue orders to all the District Collectors as well as Water Resources Department to follow the rules and regulations scrupulously and strictly instruct them that the desilting/ dredging of water bodies/ rivers/ reservoirs/ waterways/ canals shall not be permitted without prior Environmental Clearance when the de-silted / dredged

VII. LEGAL ACTIONS

material, be it silt, sand or any other mineral, is sold either to the public or used for the Government projects.

(ii) Appeal No. 03 of 2023 (SZ) – Additional document requested for Renewal of Consent order – Reg.

In this matter, the Hon'ble NGT (SZ) has directed that when the competent authority is asking for the documents to be produced for considering the consent renewal application, it is the duty of the appellant to produce it unless it is impossible to produce the same. In this case, no doubt the appellant enjoyed privilege of having consent throughout but when there were objections, it would be appropriate for the appellant to come out of the objections by producing the required documents.

7.7 Action against Defaulting Units

The Board monitors the industries on compliance of environmental standards. If violation is noticed, show cause notices are issued. Once the units rectify the defects, further action is dropped. If violation continues, the units will be called for personal hearing and time will be granted for rectification of defects. In case, the units continue to violate and pollute the environment, the Board issues direction for closure and disconnection of power supply under the provisions of the Water (P&CP) Act, 1974, the Air (P&CP) Act, 1981 and the Environment (Protection) Act, 1986. Once the unit rectifies the defects, the closure order is revoked and power supply is restored.

Sl. No.	Action	Upto 31.03.2022*	During the year 2022-23	Total as on 31.03.2023
1	No. of units for which show cause notice issued	1,17,282	5,063	1,22,345
2	No. of units for which closure order and disconnection of power supply order issued	13,662	420	14,082
3	No. of units for which orders for revocation of closure and restoration of power supply	6,852	287	7,139

* Data from 1999-2000 onwards

7.7.1 Demolition of Unauthorized Units

During the period 2022-2023, the District Coordination Committee (*vide G.O. (Ms) No. 23, Environment and Forests (EC.1) Department, dated: 01.03.2018*) has demolished 60 unauthorized units. Most of these demolished units are unauthorized textile bleaching and dyeing units located in Kumarapalayam area along the bank of Cauvery river.

7.7.2 Levy of Environmental Compensation

Environmental Compensation is a policy instrument for the protection of the environment which works on the 'Polluter Pay Principal'. As per the orders of the Hon'ble NGT (PB) in O.A

VII. LEGAL ACTIONS

No.593/2017 [W.P. (Civil) No.375/2012], the CPCB evolved methodology for assessing environmental compensation for the following cases:-

- (a) Discharges in violation of consent conditions, mainly prescribed standards / consent limits;
- (b) Not complying with the directions issued, such as direction for closure due to non-installation of OCEMS, non-adherence to the action plans submitted, failure of preventing the pollutants being discharged in water bodies and failure to implement waste management rules etc.;
- (c) Intentional avoidance of data submission or data manipulation by tampering the Online Continuous Emission / Effluent Monitoring Systems;
- (d) Accidental discharges lasting for short durations resulting into damage to the environment;
- (e) Intentional discharges to the environment-land, water and air resulting into acute injury or damage to the environment;
- (f) Injection of treated / partially treated / untreated effluents to ground water.

The Government vide G.O. (Ms) No. 77, Environment and Forests Department, dated 28.10.2020 accepted the proposal of the TNPCB for levying environmental compensation against the Health Care Facilities and Common Biomedical Waste Treatment Facilities for non-compliance of the Bio-medical Waste Management Rules based on the methodology and formula given by the CPCB.

Accordingly, the TNPCB levies environmental compensation to the industries and health care establishments. During the period from 01.04.2022 to 31.03.2023, Rs.6,76,92,525/- (Rupees Six Crores Seventy Six Lakhs Ninety Two Thousand Five Hundred and Twenty Five only) have been collected as environmental compensation from industries.

-oOo-

CHAPTER-VIII

ENVIRONMENTAL TRAINING INSTITUTE

8.1 Environmental Training Institute

The Board founded the Environmental Training Institute (ETI) in 1994 with Danish assistance for educating and training TNPCB employees/ industrial representatives/ executives of corporations/ municipalities/ line agencies/ non-governmental organisations (NGOs) on pollution control and environmental protection,. TNPCB imparts training on new technologies pertaining to Environment, Environmental Acts/Rules, Self Development, Time Management, and Stress Management to Government Officials, Board Engineers and Scientists through Environmental Training Institute. TNPCB officers have participated in capacity-building training courses conducted by several recognized Indian organizations in the field of environmental protection.

During the year 2022-2023, totally 1204 officials have benefitted through the programmes conducted by ETI and several Technical Expert Institutions in India.

8.2 Training Programmes Conducted By TNPCB From April 2022 To March 2023

Sl.No.	Training Programme	Date of Training	Programme attended by	No of Beneficiaries
1.	New perspective on Draft e waste Management Rules 2022	07.07.2022	TNPCB Officials	103
2.	Laboratory Management and Internal Audit as per ISO/IEC17025:2017	(i) Batch – I from 01.11.2022 to 04.11.2022 (ii) Batch – II from 14.11.2022 to 17.11.2022 (iii) Batch –III from 21.11.2022 to 24.11.2022	TNPCB Officials	(25+26+27)78
3.	Compulsory Heads of Department and District Training programmes for section officers of secretariat	03.01.2023	Section officers	40
4.	Features of GeM Portal- Availing benefits by procuring	02.03.2023	TNPCB Officials	20
5.	Two days training programme on various aspects of Pollution control and waste management	03.03.2023-04.03.2023	TNPCB Officials	145
6.	TamilNadu Factory Service - Directorate of Industrial Safety & Health Training	16.03.2023	Assisant Directors	10
Total				396

VIII. ENVIRONMENTAL TRAINING INSTITUTE.

8.3 Training Programme Conducted By ETI, TNPCB Under “Listening To Leaders” From April 2022 To March 2023

Sl.No.	Training Programme	Date of Training	Programme attended by	No of Beneficiaries
1.	Traditional knowledge and its contemporary relevance	01.09.2022	TNPCB Officials	122
2.	Environmental Laboratories Management & Quality Control	19.09.2022	TNPCB Officials	62
3.	Environmental Conservation and Solution to Major Pollution	03.11.2022	TNPCB Officials	124
4.	Saving soil from pollution	05.12.2022	TNPCB Officials	132
5.	Coastal wetlands in Anthropocene: Influence of human and natural factors on mangroves and Seagrass ecosystem	02.02.2023	TNPCB Officials	145
6.	Coastal Wetlands of Tamil Nadu, India: It's time for Restoration and Protection	02.02.2023	TNPCB Officials	145
7.	Application of GIS in Environmental Management	16.02.2023	TNPCB Officials	117
Total				847

8.4 Training Programme Attended By The TNPCB Officials Organized By The Technical Expert Institutions In India During The Year 2022-2023

Sl. No.	Training Programme	No of Beneficiaries	Date of Training	Organization
1.	Stress Management	1	18.07.2022-20.07.2022	Anna Administrative Staff College, Chennai
2.	Digitalization and Analysis of Data using computers	1	20.07.2022-22.07.2022	Anna Administrative Staff College, Chennai
3.	e-Governance and Cyber Security	2	23.11.2023-25.11.2022	Anna Administrative Staff College, Chennai
4.	Sustainable Development Goals (SDGs) peace, Justice and Stong Institution	2	03.08.2022-05.08.2022	Anna Administrative Staff College, Chennai
5.	Conserving Environment by sustainable use of Marine Resources	2	21.09.2022-23.09.2022	Society of Health, Environment, Safety& Sustainable Professionals, Goa
6.	7th International Conference on Air Quality Management	10	29.11.2022-01.12.2022	Indian Institute of Technology Madras, Chennai
7.	NCAP:Developing air quality management plan for industrial areas	2	13.12.2022-16.12.2022	Centre for Science and Environment, Rajasthan

VIII. ENVIRONMENTAL TRAINING INSTITUTE.

Sl. No.	Training Programme	No of Beneficiaries	Date of Training	Organization
8.	Onsite training programme on continuous Emission and Effluent Monitoring System	2	18.01.2023-21.01.2023	Centre for Science and Environment, Rajasthan
9.	Hazard Risk and Vulnerability Assessment	1	30.01.2023-01.02.2023	Anna Administrative Staff College, Chennai
10.	Flood Pollution Assessment and Impact Knowledge Transfer	2	22.02.2023-24.02.2023	Indian Institute of Technology Madras, Chennai
11.	Measures to eliminate identified single use plastic items and effective implementation of plastic waste management rules,2016	8	23.02.2023-24.02.2023	CIPET: Institute of Petrochemicals Technology, Chennai.
12.	Circular economy - Goals and indicators applicable to Plastic, e waste, waste tyre and waste batteries	2	13.03.2023 - 15.03.2023	Engineering Staff College of India, Hyderabad
13.	Transition from Linear to Circular Economy - Principles, Policies and Practices	2	13.03.2023 - 14.03.2023	Environment Protection Training and Research Institute, Hyderabad
14.	TamilNadu State Industrial Water Policy Thematic Workshop	2	28.03.2023	SIPCOT & CUBE- Indian Institute of Technology Madras, Chennai
	Total	39		

-oOo-

CHAPTER-IX

ENVIRONMENTAL AWARENESS AND PUBLIC PARTICIPATION

9.1 Environmental Awareness

Environmental awareness is to understand the fragility of environment and the importance of its protection. Promoting environmental awareness is an easy way to become an environmental steward and participate in creating a brighter future for next generations. Environmental campaign has become an important tool to achieve effective compliance of various pollution control norms. Large scale public involvement can strengthen environment movements for the sake of implementation of environment-friendly rules and regulations by the Government machinery in much better way to have the most desired results. The Board conducts various types of environmental awareness programmes every year on the following occasions. During the year 2022-2023, the following awareness programmes were conducted during festival occasions.

9.1.1 Vinayagar Chaturthi

Awareness programmes are conducted among the public through the District Offices regarding the eco friendly celebration of Vinayagar Chaturthi festival in compliance to the Central Pollution Control Board (CPCB) Revised Guidelines for Idol Immersion-2020. Letters are addressed to the Stakeholders to take necessary action for the safe and eco friendly celebration of Vinayagar Chaturthi festival. Press release in English & Tamil was published in the Dailies regarding eco friendly celebration of Vinayagar Chaturthi festival and the public are requested to immerse the idols only in the water bodies notified by the Government of Tamil Nadu. The Board monitors water quality of the said water bodies by collecting water samples on pre, during and post immersion of idols and submitted the consolidated Report of Analysis (ROA) to the CPCB.

9.1.2 Deepavali

Every year the Board conducts public awareness programme during Deepavali festival for celebrating noise and smoke pollution free Deepavali. The Hon'ble Supreme Court of India in its Judgement dated 23.10.2018 in W.P (C) No. 728/2015 have issued directions interalia that the crackers with reduced emission (improved crackers) and green crackers only would be permitted to be manufactured and sold, extensive public awareness campaigns shall be taken up by the Central Government / State Government / Schools / Colleges informing the public about the harmful effects of firecrackers. The Hon'ble Court has also restricted the timing of two hours for bursting of fireworks. Accordingly, the Government of Tamilnadu has permitted the public for bursting of crackers between 6.00 AM to 7.00 AM and 7.00 PM to 8.00 PM on the Deepavali day. The Hon'ble Supreme Court has also directed the SPCBs to carryout short-term monitoring in their cities for 14 days (commencing from 7 days prior to Deepavali and ending 7 days after Deepavali).

IX. ENVIRONMENTAL AWARENESS AND PUBLIC PARTICIPATION..

As per the directions of the Hon'ble Supreme Court, the Board has conducted awareness programme in association with Eco-clubs, National Green Corps, School Education, Higher Education and Police Departments and District Administration. In this regard, a total fund of Rs.8.35 lakhs (Rupees Eight lakhs and Thirty Five Thousands only) was sanctioned to all the District Environmental Engineers for conducting awareness programme. Awareness through FM Radio was also done for four days from 20.10.2022 to 23.10.2022 in 9 cities (i.e.) Chennai, Trichy, Coimbatore, Madurai, Tirunelveli, Tuticorin, Vellore, Salem and Erode.

9.1.3 Bhogi Festival

The Board conducted awareness programmes during Bhogi Festival in January 2023, to sensitize the public about the ill effects of air pollution caused due to the burning of waste materials such as waste tyres, tubes, plastic materials, cloths etc. All the DEEs have conducted the programme in coordination with the District Administration. Awareness through FM radio was also done for two days from 11.01.2023 to 12.01.2023 in 9 cities (i.e.) Chennai, Trichy, Coimbatore, Madurai, Tirunelveli, Tuticorin, Erode, Salem and Vellore. On the day of Bhogi, night patrolling was carried out by the Board officials in the Chennai city so as to curb the burning of tyres, tubes and plastic materials. The Board also conducted ambient air quality survey on pre-bhogi and bhogi day at 15 places in Chennai city viz., Kathivakkam, Manali, Thillai Nagar (Kolathur), Tondiarpet, Royapuram, Thiru.Vi.Ka.Nagar, Ambattur, Anna Nagar, Besant Nagar, Thiyagaraya Nagar, Perungudi, Karambakkam, Meenambakkam, Kodambakkam and Sholinganallur. The results are given in Annexure-8B.

9.2 Public Participation

9.2.1 Mission LiFE

Mission LiFE (Lifestyle for Environment), an initiative of Government of India is a mass movement for "mindful and deliberate utilization, instead of mindless and destructive consumption" to protect and preserve the environment. It aims to nudge individuals and communities to practice a lifestyle that is synchronous with nature and does not harm it. The prominent themes of Mission LiFE are:

- Energy Saved
- Water Saved
- Single Use Plastic Reduced
- Sustainable Food Systems Adopted
- Waste Reduced
- Healthy Lifestyles Adopted
- E-Waste Reduced etc.,

Action taken by TNPCB for Co-branding and outreach of Mission LiFE

- Life logo has been incorporated in TNPCB's website, OCMMS home page, all consent orders and TNPCB's letter Head

IX. ENVIRONMENTAL AWARENESS AND PUBLIC PARTICIPATION.

- The creatives of “Mission LiFE” have been displayed in TNPCB’s website and social media pages.
- The videos of “Mission LiFE” (English Version) have been posted in TNPCB’s social Media pages.
- TNPCB has developed a directory for alternatives to SUP and the same has been published in TNPCB’s website.
- Draft App Features in “Mission LiFE” App under the theme “Single Use Plastic Reduced” and “Water Saved” has been prepared.
- Prepared 75 Ecotips Booklets to mark the 75th Anniversary of Independence and the same was sent to CPCB.
- TNPCB has been conducting various awareness and training activities under mission LiFE through JCEE(M)/DEE offices.

9.2.2 Tamil Nadu Green Champion Award 2022

From the year 2021 onwards, TNPCB presents Green Champion Awards to Organization / Education Institutions / Schools / Colleges / Residential Welfare Associations / Individuals / Local body / Industries that have made exemplary contribution towards environment conservation and protection. 100 individuals/organizations would be selected every year for the Award. Each Award carries prize money of Rs.1 lakh. There are 92 proposals that were selected by 32 District Collectors for the issue of Green Champion Award-2022. Hon’ble Minister for Environment and Climate Change presented the Green Champion Awards to the selected awardees of Chennai Region and concerned District Collector presented the Green Champion Awards to the awardees from other Districts on the World Environment Day Celebration 2023.

9.2.3 Green Award to District Collectors

Tamil Nadu Pollution Control Board presents Green Awards to the District Collectors every year as an appreciation for the exemplary contribution made by them for environment protection & improvement.

The Board has been awarding District Collectors since 2011 for commendable activities in the field of environment based on B.P.Ms.No.21 Dated 11.11.2011. 19 proposals were received from District Collectors which were carefully evaluated by an expert committee and the Green Awards will be presented by the Hon’ble Chief Minister to the following 3 Collectors

- The District Collector, Thanjavur District
- The District Collector, Theni District
- The District Collector, Kanniyakumari District

-oOo-

CHAPTER – X

OTHER IMPORTANT MATTERS DEALT BY TNPCB

10.1 Stone Crushers in Tamil Nadu

The Board vide B.P. No.21, dated 31.07.2019 relaxed the 1 kilometer distance criteria. Aggrieved by the Board's Proceeding, a writ petition (W.P. No.26786/2019) was filed before the Hon'ble High Court of Madras. The Hon'ble Court in its order dated 04.10.2019 has granted an interim stay on the Board Proceeding and issued orders to carry out further study through any reputed institution. Based on that, the Board has entrusted the study to NEERI, Chennai and its report has been submitted before the Hon'ble High Court of Madras and the case is pending before the Hon'ble Court.

10.2 Brick Kilns

10.2.1 Brick Kilns in Thadagam Region of Coimbatore District

Based on the Hon'ble National Green Tribunal Order dated 13.05.2022 in O.A.No.119/2021, the TNPCB has issued Show Cause Notices to 185 brick kiln units located in the Thadagam Valley of Coimbatore District for levying environmental compensation for causing damage to the environment. Aggrieved by that, the Brick Kiln units have filed writ petition before the Hon'ble High Court of Madras in WP No. 34793 of 2022.

10.2.2 Brick Kilns in Other Regions of Coimbatore District

Based on the Hon'ble High Court of Madras Order dated 24.11.2022 in W.P. No.27356/2019, 9090/2021 and 10794/2021, vide proceeding dated 20.12.2022, direction for closure and disconnection of power supply have been issued to 118 brick kiln units located in Coimbatore North and South Region and directions were also issued to the District Collector, Coimbatore and Director, Department of Geology & Mining to ensure that the brick kilns without valid consent of TNPCB are not operated.

10.3 Remediation of Chromium Contaminated Site at M/s. TamilNadu Chromates and Chemicals Limited (TCCL), Ranipet

M/s. Tamil Nadu Chromates and Chemicals Ltd. (TCCL) at Ranipet was operated between 1975-1995 and manufactured sodium bi-chromate, basic chromium sulphate and sodium sulphate using chromate ore. During its operation, about 2.2 Lakh Tonnes of chromium bearing hazardous process waste generated was dumped at the backyard of its premises on open land in an extent area of 2 hectares to a height of 3 to 5 meters. The leachate generation from the stockpile is causing a threat for contamination of land and ground water in that area.

The Board has initiated a series of legal actions which includes the issue of closure order, directions under Section 5 of the Environment (Protection) Act, 1986, etc. However, no progress

X. OTHER IMPORTANT MATTERS DEALT BY TNPCB

on remediation could be achieved as there was change in the company management and difficulties are being encountered in tracing & recovery of funds for implementation.

In order to remediate the contaminated site, the CPCB has awarded the contract to M/s. ERM India Pvt. Ltd, Bangalore for the preparation of Detailed Project Report (DPR) and providing consultancy for remediation. Accordingly, M/s.ERM India Pvt. Ltd has conducted detailed study and submitted DPR.

M/s ERM India Ltd has suggested the following options (i) Interim remedial measure – Capping over the existing dumpsite and also to provide garland storm water drain to divert the rain water at a cost of Rs.12 Crores and (ii) Full Scale remediation – Waste Stabilization and storing in secured landfill at onsite followed by ground water pumping & treatment for next 15 years at a cost of Rs. 556 crores.

The Hon'ble NGT (SZ) vide order dated: 02.09.2022 in OA No. 186 of 2020 has directed TNPCB to implement the interim remedial measure of capping to stop further contamination within a period of one year. Therefore, in order to implement the Hon'ble NGT (SZ) order vide order dated: 02.09.2022 in OA No. 186 of 2020, for interim remedial measures, Technical document has been prepared through consultant. It involves the Capping the existing Hazardous Waste stockpile, capping of new stockpile, construction of drainage network, construction of collection pond for Rainwater Collection & Construction of New Boundary Wall at a total estimated project costs of Rs. 15 crores. Tender will be floated for carrying out the interim remedial measure work.

Further, the Government vide G.O.(Ms) No.218 E,CC & F Dept dated: 22.12.2022 has constituted a committee under the Chairmanship of the Additional Chief Secretary to Government, Environment, Climate Change & Forest Department for monitoring the implementation of the remediation process to resolve the issue of chromium contaminated site at Ranipet.

10.4 Remediation of Mercury Contaminated Site at M/s. Hindustan Unilever Limited (HUL), Kodaikanal

M/s Hindustan Unilever Limited (HUL) at Kodaikanal (earlier in the name of M/s Ponds India Limited) was in operation between 1984 - 2001 and manufactured clinical glass mercury thermometer. During March 2001, complaints were received about improper disposal of mercury contaminated glass scrap and the TNPCB issued closure order to the unit in March 2001.

The mercury contaminated hazardous waste accumulated within the premises was fully exported to the recycler M/s. Bethlehem Apparatus Company at Pennsylvania, USA in year 2003. Later, in May 2006, the machineries used in the process were decontaminated scientifically on site. Environmental Site Assessment and Risk Assessment Studies, carried out in post closure of factory operations, reported the fact that soil within the factory premises are contaminated with mercury and soil remediation is to be carried out.

Based on the scientific studies, Site Specific Target Level (SSTL) was fixed as 20mg/Kg in the soil after remediation by Scientific Expert Committee, NEERI & CPCB. A case was filed before

X. OTHER IMPORTANT MATTERS DEALT BY TNPCB

the Hon'ble Principal Bench of the NGT and the Hon'ble Supreme Court challenging the remediation standard of 20 mg/kg. Both the Hon'ble Principal Bench of the NGT and the Hon'ble Supreme Court has agreed with the Site Specific Target level of 20mg/Kg (total mercury) for Kodaikanal contaminated area vide its order dated: 01.11.2018 & 05.03.2019 respectively.

NEERI has recommended five stages process which involves viz., Soil Excavation, Washing, Retorting, Homogenisation and Backfilling for the site remediation. Board has issued consent for carrying out the soil remediation valid for the period upto 31.03.2024. The soil remediation work at the premises is being carried out under the supervision of National Environmental Engineering Research Institute (NEERI).

The TNPCB has constituted Scientific Expert Committee (SEC) during September 2005 for the remediation of mercury contaminated site. The remediation works are being carried out under the monitoring & recommendation of SEC members, CPCB & TNPCB officials.

As on December 2023, 11256 m² area (65%) is remediated so far out of total land area of 17858 m². Further remediation work is under progress.

10.5 Remediation of Oil Contaminated Site at M/s. Bharat Petroleum Corporation Limited (BPCL) Tondiarpet, Chennai

An incident of oil leakage ~~was~~ occurred in the year 2013 in the underground pipeline of Bharat Petroleum Corporation Limited (BPCL) at Tondiarpet while conveying petroleum products between Chennai Port and BPCL Tondiarpet storage terminal, Chennai district. BPCL disconnected the pipeline immediately and made inactive and engaged IIT Madras for carrying out field investigation and characterization of contamination. Further, contaminated ground water of 208 KL and floating oil of 7.3 KL at affected site were removed from 18 bore wells in the vicinity of the unit. As a part of remediation work, Two SVE (Soil Vapour Extraction) (SVE I & SVEII) system has been operated.

The Hon'ble NGT order dated 07.09.2022 in O.A. NO. 176/2013 (SZ) has closed the matter stating that (i) additional six month time may be granted for completion of qualitative health study in affected area by ICMR with project funding from M/s BPCL by considering the constraint due to non-co-operation of public to complete the field study. (ii) M/s BPCL may discontinue the SVE-I system from present location and relocate the same to nearby residence area where petroleum compounds are reported in the groundwater. (iii) SVE-II system shall be operated for another 6 months or may be extended based on the performance assessment carried out by CPCB and TNPCB. (iv) M/s BPCL may direct to pump the groundwater in the affected area in regular interval and to treat the same in existing treatment system at least for 6 months.

X. OTHER IMPORTANT MATTERS DEALT BY TNPCB

10.6 Status of Announcements Made in the Assembly

Status of the Announcements made by the Hon'ble Minister for Environment on the floor of the Legislative Assembly during the budget demand for the year 2022-2023 is as follows.

Sl. No.	Announcement	Present Status
1.	New District Environmental Laboratories to be set up at Oragadam in Kancheepuram & Nagapattinam District	Completed
2.	"Manjappai Awards" for Schools, Colleges and Commercial Establishments.	Completed (It is a continuous process to be followed in upcoming year also)
3.	Launch of Meendum Manjappai Express – Exhibition On Wheels	To be dropped
4.	Voluntary Green Rating Scheme for Industries	<ul style="list-style-type: none">Launched on 27.07.2023 by the ECCF, GoTN - TNPCB and UK GovernmentImplementation is under progress
5.	Carbon-Neutral Koyambedu Market Complex	<ul style="list-style-type: none">Work order issued to IIT, Madras for preparation of DPR.Inception report submitted & audit is under process

10.7 Public Hearing

As per the Environmental Impact Assessment Notification, 2006, certain categories of industrial projects require prior Environmental Clearance (EC) from the Ministry of Environment, Forests and Climate Change, Government of India or State Environmental Impact Assessment Authority (SEIAA) which depends on the size of the project. As per the notification, TNPCB conducts public hearing headed by the District Collector. After conducting public hearing, inviting opinions from the public, the details of the minutes are sent to the MOEF, Government of India or SEIAA. During the period April 2022 to March 2023, public hearings were conducted for 177 projects.

Sl. No.	Name and address of the project	Project Details	Date
1.	M/s.Muthusamy Rough Stone Quarry, S.F.No.80/20,80/21, & 80/22, Mellur Village, Kulathur Taluk, Pudukottai District.	Rough Stone Quarry extent of 0.82.0 Ha	07.04.2022
2.	M/s.J R Metals Chennai Limited at Survey Nos 91 to 95 & 97 to 103, Amirthamangalam Village, Gummidipoondi Taluk, Tiruvallur District.	Plant and Machinery: i) Proposed establishment of Sponge Iron Plant (2*350 TPD). ii) 2*8 MW WHRB, iii) Induction Furnace (2*40T & 1*30T), 40T Reheating Furnace. iv) Dolachar / coal based power plant - 16MW (AFBC / CFBC Boiler) Products: Sponge Iron 300000 TPA, M.S.Billets 600000 TPA, Power 32 MW	08.04.2022

X. OTHER IMPORTANT MATTERS DEALT BY TNPCB

SI. No.	Name and address of the project	Project Details	Date
3.	M/s.Ramco Cements Ltd, Thummakkundu Village, Aruppukottai Taluk, Virudhunagar District.	The Proposed Pandalgudi Lime Kankar Beneficiation Plant(stand alone - Throughput Capacity 2.00 MTPA; Production - Clean Kankar 1015 MTPA & other Recovery Materials 0.50 MTPA)	12.04.2022
4.	M/s.Sri Santhosh Blue Metals (Rough stone & Earth Quarry), SF.No.8/1B,8/2 of Thollamur Village, Vanur Taluk, Villupuram District.	Proposed Rough Stone & Earth Quarry to be located in a cluster within 500 m radius owned by M/s. Sri Santhosh Blue Metals over an extent of 2.06.0 Ha.	12.04.2022
5.	M/s.Tamil Nadu Minerals Ltd (A Govt.of Tamilnadu Undertaking), SF.No.11 part of Perumbakkam Village, Vanur Taluk, Villupuram District.	Existing Black Granite Quarry located in a cluster within 500 m radius owned by M/s.Tamilnadu Minerals Ltd over an extent of 6.09.0 Ha	12.04.2022
6.	M/s.Tamil Nadu Minerals Ltd (A Govt.of Tamilnadu Undertaking), SF.No.37/15B2 of Kommedu Village, Gingee Taluk, Villupuram District.	Existing Colour Granite Quarry located in a cluster owned by M/s.Tamilnadu Minerals Ltd over an extent of 5.58.5 Ha	12.04.2022
7.	M/s.Velampalayam & Iduvai Village Rough Stone & Gravel Cluster, SF.No.17/1A1B,63/1B,63/1A2,64/1(P), 58/1284/2A1(P),284/2A2(P),17/2C(P), 283/2E2,17/2B,17/2A & 286/1(P), Velampalayam & Iduvai Village, Palladam Taluk, Tiruppur District.	Proposed 6 Nos. & existing 4 Nos. of Rough Stone and Gravel Quarries over an Extent of 14.07.5 Ha.	19.04.2022
8.	M/s.Velampalayam & Sukkampalayam Village Rough Stone & Gravel Cluster, SF.No.153/1A1,1/4(P),7//B,7/4B,2,153/2A, 153/2C & 156/1B Velampalayam & Sukkampalayam Village, Palladam Taluk, Tiruppur District.	Proposed 3 Nos. & existing 2 Nos. of Rough Stone and Gravel Quarries over an Extent of 6.98.24 Ha.	19.04.2022
9.	M/s.R.Subashini Rough Stone Quarry, S.F.No.54/2,54/3, Sundakottai Village, Aruppukottai Taluk, Virudhunagar District.	Proposed Rough Stone Quarry over an extent of 3.11.00 Ha.	20.04.2022
10.	M/s.T.Senthilvel Rough Stone Quarry, S.F.No.72/2A,72/2B,72/3,72/4,72/5, 72/7,73/5A,73/5B, Sundakottai Village, Aruppukottai Taluk, Virudhunagar District.	Proposed Rough Stone Quarry over an extent of 3.69.72 Ha.	20.04.2022
11.	M/s.S.K.Subba Reddiar, SF.No.46/1,46/2,46/3, & 46/4, Sundakottai Village, Aruppukottai Taluk, Virudhunagar District.	Proposed Rough Stone and Gravel Quarry over an extent of 1.29.5 Ha.	20.04.2022
12.	M/s.B.Syednazar Babulal Grey Granite Quarry, S.F.No.373/1A,373/1B(P), Chendarapalli Village, Bargur Taluk, Krishnagiri District	Proposed Grey Granite Quarry over an extent of 1.10.0 Ha.(Total Area Extent of Cluster is 7.55.5 Ha.)	20.04.2022
13.	M/s.K.S.Thanikachalam Grey Granite quarry, S.F.No.448/1(P),449/1, 2 & 449/3A, Vilangamudi Village, Pochamapalli Taluk, Krishnagiri District.	Grey Granite Quarry over an extent of 1.09.5 Ha.	22.04.2022

X. OTHER IMPORTANT MATTERS DEALT BY TNPCB

Sl. No.	Name and address of the project	Project Details	Date
14.	M/s.Velampalayam & Boomalur Village Rough Stone & Gravel Cluster, SF.No.213/2A,227/1B(P),224/1B(P), 224/2(P),228/2,192/2A,192/2B,192/2C, 211/1A,98/2(P),199/1A2, 227/2(P),98/1,222/1A,(P),194/1 & 194/2 Velampalayam & Boomalur Village, Palladam Taluk, Tiruppur District.	Proposed 8 Nos. & existing 4 Nos. of Rough Stone and Gravel Quarries over an Extent of 17.42.5 Ha.	26.04.2022
15.	M/s.Grasim Industries Limited, Plot Nos.A-3/1 & A-4/2,SIPCOT Industrial Park, Mahajanapakkam Village, Cheyyar Taluk, Tiruvannamalai District.	Proposed Integrated Paint Manufacturing Industry	28.04.2022
16.	M/s.Sai Hridham Infraa (P) Ltd, S.F.No.207/12,207/14A1 & 207/16, Mellur Village, Kulathur Taluk, Pudukottai District.	Extent of 3.38.5 Ha.	04.05.2022
17.	M/s.Sai Hridham Infraa (P) Ltd, S.F.No.80/3,80/4,80/5,80/6,80/17 & 80/19, Mellur Village, Kulathur Taluk, Pudukottai District.	Extent of 1.68.0 Ha.	04.05.2022
18.	M/s.Salem Mines & Aggregates at Survey No.170(part)(Gov.Poramboke Land), Kunnavakkam Village, Thirukazhukundram Taluk, Chengalpattu District.	Proposed Rough Stone Gravel Quarry extent of 4.94.50 Hectares	05.05.2022
19.	M/s.Tamilnadu Cements Corporation Ltd, G.O.Ms.No.344 of Kallankuruchi, Ameenabad & Khairulabad Village, Ariyalur Taluk, Ariyalur District.	Expansion of Kallankurichi Limestone mine in total area 240.61.0 Ha.	05.05.2022
20.	M/s.Dalmia Cement (Bharat) Ltd, S.F.No.257/1, 257/2, Kallakudi Village, Lalgudi Taluk, Trichy District - 621651.	Kallakudi Limestone Mines ML-IV over an extent of 1.135 hectares proposed limestone production of 0.01 Million Tonnes per annum.	05.05.2022
21.	M/s.Dalmia Cement (Bharat) Ltd, S.F.No.256, Kallakudi Village, Lalgudi Taluk, Trichy District - 621651.	Kallakudi Limestone Mines ML-V over an extent of 0.285 hectares proposed limestone production of 0.010368 Million Tonnes per annum.	05.05.2022
22.	M/s.N.Krishnamoorthy, Limestone Mine, located at S.F.No.824 / 1B(Part), 824/2(Part), 824/3(Part), 825/1B(Part), 825/2B(Part) & 825/3B(Part) of Varavanai Village, Kadavur Taluk, Karur District.	Over an extent of 4.15.8 Hectares.	10.05.2022
23.	M/s.Dhandapani Cements Pvt Ltd, S.F.Nos.6/4,8/3,8/4A,8/4B,8/5A, 8/5B,8/5C,8/5E,8/6A,8/6B,8/6C, 7 & 8, Karuppur Senapathy Village, Ariyalur Taluk, Ariyalur District.	Existing Limestone Mine over an extent of 4.67.0 Ha	17.05.2022
24.	M/s.S.G.Anand Kumar Rough Stone Quarry, S.F.No.738, Pachakshipuram Village, Hosur Taluk, Krishnagiri District.	Rough Stone Quarry Over an extent of 3.96.5 Ha.	18.05.2022
25.	M/s.Sri Venkateswara Magnesite Mines, S.F.No.55/1, Moongilpadi Village, Omalur Taluk, Salem District.	M/s.Sri Venkateswara Magnesite Mines, S.F.No.55/1, Moongilpadi Village, Omalur Taluk, Salem District.	19.05.2022
26.	M/s.K.Ravikumar Rough Stone & Gravel Quarry, S.F.No.57/1 of Thambagoundanpalyam Village, Madukkarai Taluk, Coimbatore District.	Proposed Quarrying of 2.59.0 Hectares of Rough Stone & Gravel.	23.05.2022
27.	M/s.P.Vasanthi Rough Stone & Gravel	Proposed Quarrying of 1.76.0 Hectares	23.05.2022

X. OTHER IMPORTANT MATTERS DEALT BY TNPCB

SI. No.	Name and address of the project	Project Details	Date
	Quarry, S.F.No.505,506/2 of Madukkarai Village, Madukkarai Taluk, Coimbatore District.	of Rough Stone & Gravel.	
28.	M/s.A.Myilsamy Rough Stone & Gravel Quarry, S.F.No.42/1B,43/1B of Pachapalayam Village, Sulur Taluk, Coimbatore District.	Proposed Quarrying of 1.62.0 Hectares of Rough Stone & Gravel.	27.05.2022
29.	M/s.K.Shanmugam Rough Stone & Gravel Quarry, S.F.No.79/2A(P) of Myleripalayam Village, Madukkarai Taluk, Coimbatore District.	Proposed Quarrying of 1.01.0 Hectares of Rough Stone & Gravel.	30.05.2022
30.	M/s.P.Kandasamy Rough Stone Quarry located at S.F.No.570,Pavithram Village, Pugalur Taluk, Karur District.	over an Extent of 1.57.0 Hectares.	31.05.2022
31.	M/s.Sri Ganesh Murugan Blue Metals located at S.F.Nos.881/1,882(P),893/4, Pavithram Village, Pugalur Taluk, Karur District.	over an Extent of 2.51.0 Hectares	31.05.2022
32.	M/s.Thriveni Earth Movers Pvt Ltd, S.F.No.665(Part 1), Kamandoddi Village, Shoolagiri Taluk, Krishnagiri District.	Proposed Rough stone Quarry over an extent of 4.40.0 Ha.(Total Cluster is 9.92 Ha).	02.06.2022
33.	M/s.Thriveni Earth Movers Pvt Ltd, S.F.No.665(Part 2), Kamandoddi Village, Shoolagiri Taluk, Krishnagiri District.	Proposed Rough stone Quarry over an extent of 02.40.0 Ha.(Total Cluster is 9.92 Ha).	02.06.2022
34.	Enathimangalam River Sand Quarry owned by Govt of Tamil Nadu, S.F.No.198(pt), Enathimangalam Village, Thiruvannainallur, Taluk, Villupuram District which is proposed by the Executive Engineer, WRD, Mining and Monitoring Division, Villupuram District	River Sand Quarry owned by Govt of Tamil Nadu which spreads over an extent of 11.00.00 Hectares.	02.06.2022
35.	M/s.MA Quality Stone, S.F.No.87/1B2(Part), Kothapetta Village, Krishnagiri Taluk, Krishnagir District.	Proposed Rough stone Quarry over an extent of 3.70.0 Ha.(Total Area Cluster is 20.19.0 Ha).	07.06.2022
36.	M/s.S.A.Sumithashankr, S.F.No.56/1(Part 5), Kothapetta Village, Krishnagiri Taluk, Krishnagir District.	Proposed Rough stone Quarry over an extent of 1.20.0 Ha.(Total Area Cluster is 20.19.0 Ha).	07.06.2022
37.	M/s.Tamilnadu Minerals Ltd, S.F.Nos.1193/1(part 11 & part 12) of Kodakkal Village, Sholinghur Taluk, Ranipet District.	Proposed Black Granite Quarry in 12.25.0 Hects.	08.06.2022
38.	M/s.Kolumanguzhi Village Rough Stone & Gravel Cluster, S.F.Nos.197/(P),155/1 & 155/2,156/2B(P), Kolumanguzhi Village, Dharmapuram Taluk, Tiruppur District.	Proposed 1 No. & Existing 2 Nos.of Rough Stone & Gravel Quarries over an cluster extent area of 6.38.5 Ha.	14.06.2022
39.	M/s.S.Raju Rough Stone & Gravel Quarry, Survey No.180/4,180/5,180/8,180/9,180/10, 180/11, Periya Venmani Village, Maduranthagam, Taluk, Chengalpattu District.	Over an extent of 2.50.0 Hectares.	14.06.2022
40.	M/s.C.Selvan Rough Stone Quarry, S.F.No.63/2(part), Bargur Village, Bargur Taluk, Krishnagiri District.	Rough stone Quarry lease over an extent of 3.35.0 Ha.	15.06.2022
41.	M/s.VST Blue Metals Rough Stone Quarry, S.F.Nos.1197/1(P), 1197/5,1197/6,1197/7, of Punnam Village,	Over an extent of 2.58.0 Hectares.	16.06.2022

X. OTHER IMPORTANT MATTERS DEALT BY TNPCB

Sl. No.	Name and address of the project	Project Details	Date
	Pugalur Taluk, Karur District.		
42.	M/s.S.Jacob Rajamani at SF.No.648, Edirkottai Village, Vembakottai Taluk, Virudhunagar District.	Proposed Rough Stone and Gravel Quarry over an extent of 1.03.5 Ha.	22.06.2022
43.	M/s.K.Moorthy Rough Stone & Gravel Quarry, S.F.No.162/9,162/10B,163/5,163/6,163/10 C,163/12,163/13A,163/13B,163/13C,163/13D,163/13E,163/13F,163/14A,181/1D1,1 81/1D2, 181/1E1,181/1E2,181/1E3 of Kundiyanthandalam 117/14 & 15 of Poonathangal Village, Vembakkam Taluk, Tiruvannamalai District.	Rough Stone and Gravel Quarry in a cluster.	24.06.2022
44.	M/s.V.Gopalakrishnan Rough Stone & Gravel Quarry, S.F.No.100/5,100/6F,100/6C,100/6D & 100/6E in Girijapuram Village, Vembakkam Taluk, Tiruvannamalai District.	Rough Stone and Gravel Quarry in a cluster.	24.06.2022
45.	M/s.K.Boobalan Rough Stone & Gravel Quarry, S.F.No.224/1,224/3,224/4,224/5,224/7, 227/2E1,227/2E2,227/2EA,227/2E3B, 227/2E6,228/3 & 229/2 in Chithathur Village, Vembakkam Taluk, Tiruvannamalai District.	Rough Stone and Gravel Quarry in a cluster.	24.06.2022
46.	M/s.Sri Ganesh Blue Metals -II(Rough Stone and Gravel Quarry), S.F.No.123/10,123/11,123/12, 123/14A,123/14B,123/15,123/16, 123/17,131/1,131/2,131/3,131/4,131/5A, 131/5B,131/6,131/7,131/8,131/9,131/10A, 131/10B,1312/10C &132/4B in Menallur Village, Vembakkam Taluk, Tiruvanaamalai District.	Mining of Rough Stone and Gravel Quarry.	24.06.2022
47.	M/s.Chinnakallipatti Rough Stone Quarry-Cluster, S.F.No.478/2,479/2B(P),480/1A(P),480/2 B, 480/2C(P),480/2D(P),482/1,482/2(P),& 483(P) Chinnakallipatti Village, Mettupalayam Taluk, Coimbatore District.	Proposed Rough Stone Quarry over an Extent of 4.85 Ha.	27.06.2022
48.	M/s.Thalampattu Fire Clay & Laterite Mine, S.F.No.195/1(Part), Thalampattu Village, Panruti Taluk, Cuddalore District, Tamilnadu.	M/s.Thalampattu Fire Clay & Laterite Mine over an extent to 1.21.5 Ha.	28.06.2022
49.	M/s.Concretia Rough Stone & Gravel Quarry, S.F.No.1185/1,1185/7A & 1185/8, Katchaikatti Village, Vadipatti Taluk, Madurai District.	Proposed Rough Stone and Gravel Quarry over an extent of 1.79.5Ha.	28.06.2022
50.	M/s.S.Ramesh Rough Stone Quarry, S.F.No.303 (Part-2), Athimugam Village, Shoolagiri Taluk, Krishnagiri District.	Proposed Rough Stone Quarry over an extent of 2.00.0 Ha.	28.06.2022
51.	M/s.K.Govardhan Rough Stone Quarry, S.F.No.303 (Part-I), Athimugam Village, Shoolagiri Taluk, Krishnagiri District.	Proposed Rough Stone Quarry over an extent of 2.00.0 Ha.	28.06.2022
52.	M/s.V.Venkatachalam Rough Stone Quarry, S.F.No.306(Part-I), Pannapalli Village, Shoolagiri Taluk, Krishnagiri District.	Proposed Rough Stone Quarry over an extent of 1.56.0 Ha.	28.06.2022

X. OTHER IMPORTANT MATTERS DEALT BY TNPCB

SI. No.	Name and address of the project	Project Details	Date
53.	M/s.P.Madhu Premanathan Rough Stone Quarry, S.F.No.306(Part-II), Pannapalli Village, Shoolagiri Taluk, Krishnagiri District.	Proposed Rough Stone Quarry over an extent of 2.00.0 Ha.	28.06.2022
54.	M/s.A.S. Enterprises Rough Stone quarry, S.F. No: 187/1A, 187/1B, 188 and 189, Gopanapalli Village, Hosur Taluk, Krishnagiri District.	Proposed Rough Stone Quarry over an extent of 2.13.0 Ha (Total Area Extent of Cluster is 8.08.0 Ha)	29.06.2022
55.	M/s.P.Loganathan Red Multi Coloured Granite Quarry, S.F. No: 152/1B, 152/3, 152/4B & 534/2, Karandapalli Village, Denkanikottai Taluk, Krishnagiri District.	Red Multi Coloured Granite Quarry over an extent of 1.28.5 Ha.(Total Area Extent of Cluster is 22.46.50 Ha)	30.06.2022
56.	M/s.V.Jayaprakash Multi Colour Granite Quarry, S.F. No: 1158/8, 1158/9, 1160/3A, 1160/4, 1161/2(Part), 1161/3(Part), 1161/4A(Part), 1161/5(Part),1166/5(Part), Irudukottai Village, Denkanikottai Taluk, Krishnagiri District.	Proposed Multi Colour Granite Quarry over an extent of 3.21.5 Ha.(Total Area Extent of Cluster is 12.23.5 Ha)	01.07.2022
57.	M/s.K.Ramesh, S.F.No.1265/5(P), 1267/2A,1267/2B,1495/4(P),1495/5(P) & 1495/6(P) of Katchaikatti Village, Vadipatti Taluk, Madurai District.	Proposed Rough Stone & Gravel Quarry lease over an extent of 2.46.0 Ha.	05.07.2022
58.	M/s.S.Karuppasamy, S.F.No.1186/2A,1186/3 & 1186/4 of Katchaikatti Village, Vadipatti Taluk, Madurai District.	Proposed Rough Stone & Gravel Quarry lease over an extent of 1.16.5 Ha.	05.07.2022
59.	M/s.P.Arumugam (Proprietor M/s Selvakumar Blue Metals) at SF.No.567/2A,567/2B,568/1B, Gopalapuram Village, Vembakottai Taluk, Virudhunagar District.	Proposed Rough Stone & Gravel Quarry over an extent of 2.48.5 Ha.	06.07.2022
60.	M/s.V.Rajmohan (The Managing Director M/s Lakshmi Blue Metals) at SF.No.557/1,558/1,558/2,559,574 & 557/2, Gopalapuram Village, Vembakottai Taluk, Virudhunagar District.	Proposed Rough Stone & Gravel Quarry over an extent of 4.85 Ha.	06.07.2022
61.	M/s.N.Gomathi Rough Stone & Gravel Quarry SF.No.96/1A, Morattupalayam Village. Uthukuli Taluk, Tiruppur District.	Over an Extent of 0.66.5 Ha.	06.07.2022
62.	M/s.Perumal Granites, Black Granite Cluster Quarry at SF.No.938(part) Bit I, Sidumanahalli Village, Pennagaram Taluk, Dharmapuri District – 636810	Black Granite Cluster Quarry	07.07.2022
63.	M/s.Suriya Industrial Minerals, S.F.No.393/8 & 395/1(P), Uthappanaickanur Village, Usilampatti Taluk, Madurai District.	Existing Limestone Mine over an extent of 1.21.5 Ha.	12.07.2022
64.	M/s.P.Rajmohan, S.F.No.81/2A1,81/2A2 of Chettipillayarnatham Village, Thirumangalam Taluk, Madurai District.	Proposed Rough Stone and Gravel Quarry lease over an extent of 1.65.5 Ha.	19.07.2022
65.	M/s.Ottathingal India Pvt Ltd, Plot No.B1, SIPCOT, Pirancheri Village, Manur Taluk(Previously Tirunelveli Taluk), Tirunelveli District.	Proposed standalone cement grinding unit (WOPC) production capacity of 300 TPD or 1,03,500 TPA.	15.07.2022
66.	M/s.Sivanmalai Rough Stone & Gravel Quarry, S.F.No.1259/3, Sivanmalai Village, Kangeyam Taluk, Tiruppur	Cluster over an Extent of 1.960 Ha in S.F.No.1258 (part) and 2.025 Ha.	20.07.2022

X. OTHER IMPORTANT MATTERS DEALT BY TNPCB

Sl. No.	Name and address of the project	Project Details	Date
	District.		
67.	M/s.A.D.Elango Rough Stone & Gravel Quarry, S.F.Nos.822(P),823/A,823/B & 829/A(P), Nallroad Village, Kangeyam Taluk, Tiruppur District.	Over an Extent of 4.16.23 Ha.	20.07.2022
68.	M/s.Venkateswara Blue Metals Rough Stone & Gravel Quarry, S.F.No.635/1A, 635/2A, 740, 800/2(P), 801 (P), Marudur Village, Mettupalayam Taluk, Coimbatore District.	Proposed Rough Stone & Gravel Quarry over an Extent of 7.00.0 Ha.	26.07.2022
69.	M/s.Chikkarampalayam Rough Stone & Gravel Quarry, S.F.No.77/2E(P),77/2F(P),79/1A(P),75,77/1B & 421/2B (part)Chikkarampalayam Village, Mettupalayam Taluk, Coimbatore District.	Proposed 3 No's Rough Stone & Gravel Quarry over an Extent of 7.40.5 Ha.	26.07.2022
70.	M/s.K.Venkatraman, S.F.No.72/4 of China Ulagani Village, Kallikudi Taluk, Madurai District.	Proposed Rough Stone and Gravel Quarry lease over an Extent of 1.19.0 Ha.	26.07.2022
71.	M/s.Global Pharma Health Care Pvt Ltd, Survey No.155pt, Plot No.C-29B, SIPCOT Industrial Complex, Mathur Village, Vembakkam Taluk, Thiruvannamalai District-631701	Proposed Active Pharmaceutical Ingredients(API) Manufacturing Industry.	27.07.2022
72.	M/s.A.Thangaraj Rough Stone Quarry, S.F.No.218/1 & 219/1 Kolumankondan Village, Palani Taluk, Dindigul District.	Cluster quarry proposal over an extent of 4.58.80 Ha.	27.07.2022
73.	M/s.S.Kandhasamy, S.F.No.63/1,64/1A,64/3A & 64/5A, Kavundampalayam Village, Gobichettipalayam, Taluk, Erode District.	Proposed Rough Stone Quarry.	28.07.2022
74.	M/s.Hi-Tech Rock Products & Aggregates Ltd, S.F.No.261(P) & 255/1(P), Irukandurai Part II Village, Radhapuram Taluk, Tirunelveli District.	Proposed Rough Stone Jelly and Gravel Quarry over an extent of 4.65.0 Ha.	28.07.2022
75.	M/s.The India Cements Ltd, S.F.No.2/2,2/3,3/2A,4/1,4/2A,14/1A, 15(Part), Veerachipalayam Village & 235/6B Alathur Village, Sankari Taluk, Salem District.	Veerachipalayam Lime Stone Mine.	30.07.2022
76.	M/s.The India Cements Ltd, S.F.No.112/2A(P),138(P),205(P),208/2, 209/1,209/2,210/2,210/3,210/4,211/1, 211/2,211/3,211/4,213/1,213/2,213/3 ,214/1,214/2,214/3,225/2,227/2,234(P), 236,241/1,241/2,241/3 & 242/3, Chinnagoundanur Village, Sankari Taluk, Salem District.	Karumapurathanur Lime Stone Mine.	30.07.2022
77.	M/s.D.Rajesh, S.F.No.22/1,22/2 of Kachirayanpatti Village, Melur Taluk, Madurai District.	Proposed Rough Stone and Gravel Quarry lease Over an extent of 1.35.5 Ha.	02.08.2022
78.	M/s.R.S.Palanisamy Rough Stone Quarry, S.F.No.304/1,2,3,4,5,6,7,8,9,10,11,12, 13,14,15,16,17,304/26,304/27,304/28, 304/29,304/30, Kothapulli Village, Dindigul West Taluk, Dindigul District.	Cluster quarry proposal over an extent of 2.53.5 Ha patta lands.	03.08.2022
79.	M/s. Sri Venkateswara Construction	Proposed Rough stone & Gravel	03.08.2022

X. OTHER IMPORTANT MATTERS DEALT BY TNPCB

SI. No.	Name and address of the project	Project Details	Date
	Materials & Industries, S.F.No.718 (part), 719/1A(part), 722/1, 722/2, and 730/3 Padamanabamangalam village, Srivaikundam Taluk, Thoothukudi District.	Quarry over on Extent of 14.85.5 Ha in patta lands.	.
80.	M/s.A.Safana Parveen Rough Stone Quarry, S.F.No.425/2,3,4,5,6A & 425/6B Kothapulli Village, Dindigul West Taluk, Dindigul District.	Cluster quarry proposal over an extent of 1.54.5 Ha patta lands.	10.08.2022
81.	M/s.Meenakshi Udyog (India) Pvt Ltd, S.F.No.291/1,291/2A,291/2B,291/3A, 291/3B,291/4A,292/4A,292/4B,292/5A, 292/5B, Kalukondapalli Village, Denkanikottai Taluk, Krishnagiri District.	Proposed to carry out the expansion activities in production of 1)MS Ingots to Billets from 30,000 MT/Annum to 1,91,000MT/Annum and 2)TMT Roads from 60,000 MT/M to 1,80,000 MT/M.	11.08.2022
82.	M/s.Premium Granites, S.F.No.248/8B,248/9,248/10A, 248/10B,248/11,248/12,249/1,249/2, 249/3A & 249/3B, K.Pudukottai Village, Dindigul West Taluk, Dindigul District.	Rough Stone Quarry proposal over an extent of 1.70.50 Ha.	18.08.2022
83.	M/s.P.Jahir Hussain Rough Stone and Gravel Quarry, S.F.No.182/1B,183/1,183/2B & 184/2, Therkuilanthakulam Village, Kayathar Taluk, Thoothukudi District.	Proposed Rough Stone and Gravel Quarry extent of 3.94.5 Ha of patta lands.	18.08.2022
84.	M/s.Ultra Tech Cement Ltd, S.F.Nos.Parts of 34,34/1,49,50,54,54/26 & 54/27 of Periyagalur Village, Ariyalur Taluk, Ariyalur District.	Proposed Lime stone quarry lease over an extent of 4.98.5 Ha.	25.08.2022
85.	M/s.C.Umarani Rough Stone Quarry, and S.F.No.252/2, 252/4 & 252/5 Kothapulli Village and K.Pudukkottai Village, Dindigul West Taluk, Dindigul District.	Rough Stone Quarry Propoal over an extent of 1.01.0 Ha of patta lands.	30.08.2022
86.	M/s.A.Jayaraman Rough Stone Quarry and S.F.No314(1.48.0), 317/3(0.73.0), 317/4(1.31.0) Kothapulli Village and K.Pudukkottai Village, Dindigul West Taluk, Dindigul District.	Rough Stone Quarry Propoal over an extent of 3.52.0 Ha of patta lands.	30.08.2022
87.	M/s.A.Subbaraman, S.F.No.909,911/2, Panaiyadiatti Village, Vembakottai Taluk, Virudhunagar District.	Proposed Rough Stone and Gravel Quarry over an extent of 1.05.0 Ha	13.09.2022
88.	M/s.A.Subbaraman, S.F.No.908 & 914, Panaiyadiatti Village, Vembakottai Taluk, Virudhunagar District.	Proposed Rough Stone and Gravel Quarry over an extent of 3.03.0 Ha	13.09.2022
89.	M/s.R.Surya , S.F.No.718 & 720, Magaral B Village, Walajabad Taluk, Kancheepuram District.	Proposed Rough Stone & Gravel Quarry with an extent of 2.10.50 Ha	13.09.2022
90.	M/s.Sri Sai Infrastructures, S.F.No.728/2 to 728/18, Magaral B Village, Walajabad Taluk, Kancheepuram District.	Proposed Rough Stone & Gravel Quarry with an extent of 2.64.50 Ha	13.09.2022
91.	M/s.Anabond Limited, S.F.No.144/2A,145/1A1,1A2 part, 1C part, Ezhichur Village, Kundrathur Taluk, Kancheepuram District.	Proposed Expansion activity to increase product of Resin(PC4-Hydroxl Terminated Polybutadiene Resin)from 5 MT/Month to 12 MT/Month.	14.09.2022

X. OTHER IMPORTANT MATTERS DEALT BY TNPCB

Sl. No.	Name and address of the project	Project Details	Date
92.	M/s.Vasavibala Resins Pvt Ltd, Plot No.S 50, SIPCOT Industrial Park, Pillaipakkam, Sriperumbudur Taluk, Kancheepuram District.	Proposed Polymeric Resins and Formulated products manufacturing unit.	14.09.2022
93.	M/s.C.Vijay Rough Stone Quarry, S.F.No.161A/2 & 162A/1(part) of Arasampalayam Village, Kinathukavu Taluk, Coimbatore District.	Proposed quarrying of 3.00.0 Hectares of Rough Stone.	15.09.2022 .
94.	M/s.B.Arun Kumar Rough Stone Quarry, S.F.No.603/1(Part-4), Panchachipuram Village, Hosur Taluk, Krishnagiri District.	Proposed Rough Stone Quarry over an extent of 3.00.0 Ha(Total Area Extent of Cluster is 9.25.0 Ha)	07.10.2022 .
95.	M/s.M.Thiruvappu , S.F.No.64/3A,3B,3D,65/2A,65/2B, 65/3A,65/6,66/1A1,66/1A2,66/1B2, 66/2A2,66/2B1,66/2B2,67/3A1,65/3B1, 65/3B2,66/1B1,66/2A1,64/6A,64/7A, 64/6B,64/7B, Sundakottai Village, Aruppukottai Taluk, Virudhunagar Dist..	Proposed Rough Stone and Gravel Quarry over an extent of 3.40.5 Ha	03.11.2022 .
96.	M/s.M.Duraipandian, S.F.No.220/2,220/3, Aladipatti Village, Aruppukottai Taluk, Virudhunagar Dist.	Proposed Rough Stone and Gravel Quarry over an extent of 2.19.0 Ha.	03.11.2022
97.	M/s.G.Karuppasamy Rough Stone Jelly & Gravel Quarry, S.F.No.35/4A,4B,4C,4D,4E,4F,4G,4H & 4I, Maruthampthur Part-1 Village, Alangulam Taluk, Tenkasi District.	Rough Stone Jelly & Gravel Quarry Extent of 3.99.0 Ha.	09.11.2022 .
98.	M/s.S.Radhakrishnan, S.F.No.886/2,886/7,886/9, Nathikudi Village, Vembakottai Taluk, Virudhunagar District.	Proposed Rough Stone and Gravel Quarry over an extent of 3.16.4 Ha	11.11.2022 .
99.	M/s.T.Muthulakshmi Rough Stone and Gravel Quarry, .F.No.100/6B,100/7,100/8,100/9,100/10 & 100/11, Konganakurichi Village, Aruppukottai Taluk, Virudhunagar District.	Fresh Quarrying proposal in extent of 1.96.0 Ha of patta lands.	17.11.2022 .
100.	M/s.P.Velmani, S.F.No.456 & 25/1 of Nadanthai & Irrukkur Village, Paramathi- Velur Taluk, Namakkal District.	Proposed Multi-Colour Granite Quarry over an extent of 4.34.0 Ha.	18.11.2022 .
101.	M/s.C.Palanisamy Rough Stone & Gravel Quarry over an extent of 0.97.5 Ha at SF.No.82/2B, Pachapalayam Village, Sulur Taluk, Coimbatore District.	Proposed Cluster Rough Stone and Gravel Quarries(7 No's)covering overall extent of 56.49.52 Ha.	23.11.2022 .
102.	M/s.C.Kathirvel Rough Stone & Gravel Quarry over an extent of 4.91.50 Ha at SF.No.92/3(P),92/4(P),93/1A(P), 93/1B(P),93/2A,93/2B(P), 110/3 & 110/4 Pachapalayam Village, Sulur Taluk, Coimbatore District.	Proposed Cluster Rough Stone and Gravel Quarries(7 No's)covering overall extent of 56.49.52 Ha.	23.11.2022 .
103.	M/s.P.Deepa Rough Stone & Gravel Quarry over an extent of 1.25.5 Ha at SF.No.85/2A1B & 85/2A2, Pachapalayam Village, Sulur Taluk, Coimbatore District.	Proposed Cluster Rough Stone and Gravel Quarries(7 No's)covering overall extent of 56.49.52 Ha.	23.11.2022 .

X. OTHER IMPORTANT MATTERS DEALT BY TNPCB

SI. No.	Name and address of the project	Project Details	Date
104.	M/s.K.M.Subramanian Rough Stone & Gravel Quarry over an extent of 1.45.0 Ha at SF.No.94/1A,94/9A, & 94/10A, Pachapalayam Village, Sulur Taluk, Coimbatore District.	Proposed Cluster Rough Stone and Gravel Quarries (7 No's) covering overall extent of 56.49.52 Ha.	23.11.2022
105.	M/s.M.Sundarraaj Rough Stone & Gravel Quarry over an extent of 1.14.5 Ha at SF.No.92/1 Pachapalayam Village, Sulur Taluk, Coimbatore District.	Proposed Cluster Rough Stone and Gravel Quarries (7 No's) covering overall extent of 56.49.52 Ha.	23.11.2022
106.	M/s.T.Pushparaj Rough Stone & Gravel Quarry over an extent of 1.56.00 Ha at SF.No.90/4,91/2D(P), & 113 Pachapalayam Village, Sulur Taluk, Coimbatore District.	Proposed Cluster Rough Stone and Gravel Quarries (7 No's) covering overall extent of 56.49.52 Ha.	23.11.2022
107.	M/s.A.Palanisamy Rough Stone & Gravel Quarry over an extent of 1.32.00 Ha at SF.No.85/2B (Part), Pachapalayam Village, Sulur Taluk, and Coimbatore District.	Proposed Cluster Rough Stone and Gravel Quarries (7 No's) covering overall extent of 56.49.52 Ha.	23.11.2022
108.	M/s. Ramco Cements Limited, Suddhamadam & Vadakkunatham Villages, Aruppukottai Taluk, Virudhunagar District.	Proposed Maravarperungudi Lime Kankar Quarry Lease-I (Extent 498.87 Ha) & Vadakkunatham Lime Kankar Quarry Lease-V (In Cluster with RCL Quarry Lease-I) (Extent 123.26.5 Ha).	01.12.2022
109.	M/s.Ramco Cements Limited, T.Koppuchitampatti Village, Aruppukottai Taluk, Virudhunagar District.	Proposed T.Koppuchitampatti Lime Kankar Quarry Lease-IV (Extent of 294.18.5 Ha).	02.12.2022
110.	M/s.S.Ramraj at SF.No. 207/3A, 3B, 209/1A, 1B, 210/1A1A1, 1A2,1A3, & 211/3A1,3A2, Appainaickenpatti Village, Vembakottai Taluk, Virudhunagar District.	Proposed Rough Stone and Gravel Quarry over an extent of 1.28.5 Ha	07.12.2022
111.	M/s.S.Ragupathi at SF.No. 196/2A, 196/3, 196/4 & 197/2, Appainaickenpatti Village, Vembakottai Taluk, Virudhunagar District.	Proposed Rough Stone and Gravel Quarry over an extent of 1.30.3 Ha	07.12.2022
112.	M/s.R.Gayathiri at SF.No. 39/1A, 39/1B, 39/2A, 49, Appainaickenpatti Village, Vembakottai Taluk, Virudhunagar District.	Proposed Rough Stone and Gravel Quarry over an extent of 2.30.2 Ha	07.12.2022
113.	M/s.A.Densingh Babu Rough Stone & Gravel Quarry at S.F.No.492/2, Vagaikulam Village, Manur Taluk, Tirunelveli District-627202.	Extent of 1.83.50 Ha of patta land.	14.12.2022
114.	M/s.SUA Explosive and Accessories Pvt Ltd, S.F.No.116(P),120,122(P),123(P),124(P), 126,136,137,138,139,140,141,142,143,144,145,147,153,170,171,172(P),173,220(P),221(P), Thathanaickenpatty North Village, Palani Taluk, Dindigul District.	Cluster Quarry Proposal over an extent of 4.58.80 Ha patta lands.	15.12.2022
115.	M/s.NTC BlueMetals LLP Rough Stone and Gravel Quarry, S.F.No.76/1(part), Kuppam Village, Pugalur Taluk, Karur District.	Over an Extent of 0.63.0 Hectares.	15.12.2022
116.	M/s.NTC BlueMetals LLP Rough Stone and Gravel Quarry, S.F.No.362/2 (part), Kuppam Village, Pugalur Taluk, Karur	Over an Extent of 2.19.0 Hectares.	15.12.2022

X. OTHER IMPORTANT MATTERS DEALT BY TNPCB

Sl. No.	Name and address of the project	Project Details	Date
	District.		
117.	M/s.Nama Umadevi Multicolour Granite Quarry, S.F.No.118/2,1B,4A,1A1,119/1,129/1B,5 & 156/10, Alambadi Village, Gujiliamparai Taluk, Dindigul District.	Cluster Quarry Proposal over an extent of 2.35.73 Ha patta lands.	20.12.2022
118.	M/s.S.G.Granites Multi Colour Granite Quarry, S.F.No.913/2B(part), Alambadi Village, Gujiliamparai Taluk, Dindigul District.	Cluster Quarry Proposal over an extent of 2.13.0 Ha patta lands.	20.12.2022
119.	M/s.K.Sundararaj Rough Stone & Gravel Quarry, S.F.No.799/1,800 & 802/3, Karamadai Village, Mettupalayam Taluk, Coimbatore District.	Proposed Rough Stone & Gravel Quarry over an extent of 3.96.0 Ha.	20.12.2022
120.	M/s.Tamilarasi Rough Stone and Gravel Quarry, S.F.No.326A/4C, Ariyur village, Vellore Taluk, Vellore District.	Proposed Rough Stone and Gravel Quarry over an extent of 1.29.0 Ha	23.12.2022
121.	M/s.R.Ponkaliraj Rough Stone & Gravel Quarry at S.F.No.280/6, Anaikulam Village, Veerakeralampudur Taluk, Tenkasi District-627859.	Proposal in over an extent of 2.38.0 Ha.	03.01.2023
122.	M/s.S.Menaka Rough Stone Quarry S.F.No.1 (Part) (Bit-3A) of Kondamanaickenpatti Village, Senthamangalam Taluk, Namakkal District.	Proposed Cluster Quarry an extent of 1.50.0 Ha	05.01.2023
123.	M/s.K.Rajkumar Rough Stone, Jelly & Gravel Quarry, S.F.No.469/1B to 469/6B & 476/1 to 476/4, A.P.Nadanoor Village, Alangulam Taluk, Tenkasi District.	Fresh quarrying proposal in over an extent of 2.41.0 Ha.	05.01.2023
124.	M/s.K.Balamurugan Rough Stone & Gravel Quarry, 104/1A, 104/1B1, 104/1B2,104/2A,104/2B,104/3,104/4A1, 104/4A2, 104/4B, 104/4C, 104/5A,104/5B, 104/6A,104/6B, 104/7A,107/7B,104/8A,1014/8B,104/8C,1 04/8D & 104/8E, Konganakkurichi Village, Aruppukottai Taluk, Virudhunagar District.	Fresh quarrying proposal in over an extent of 3.02.50 Ha.	05.01.2023
125.	M/s.K.Bharathiraja Rough Stone & Gravel Quarry, 112/6A & 112/7A, Konganakkurichi Village, Aruppukottai Taluk, Virudhunagar District.	Fresh quarrying proposal in over an extent of 2.41.0 Ha.	05.01.2023
126.	M/s.Nama Umadevi Multi Colour Granite Quarry, S.F.No.270/1 (P), 271/A1A(P), & 278/1(P), K Pichampatti Village, Karur Taluk, Karur District.	Over an Extent of 2.95.5 Hectares.	06.01.2023
127.	M/s.Myvadi Village Rough Stone & Gravel Cluster, S.F.Nos.688(P),689/1,2(P), 689/3A(P),688(P),657/7,Myvadi Village, Madathukulam Taluk, Tiruppur District.	Proposed 2 No. & Existing 2 Nos. and 1 abandoned quarry of Rough stone and Gravel Quarries over an extent of 10.98 Ha.	06.01.2023
128.	M/s.Hi-Tech Rock Products & Aggregates Ltd, S.F.No.298/1A(P),289/2(P) & 161/1A(P), S.F.No.290/1B(P),290/2(P),291/2B(P), 287/3(P), 160/1A(P),289/1(P), 2589/(P) and S.F.No.282/3B(P),283/2(P), 278/2(P), 277/1B(P), 284/1A1(P) & 284/2(P), Irukkandurai part II Village, Radhapuram	Proposed Three numbers of Rough Stone, Jelly and Gravel Quarry over an Extent of 12.435 Ha(3.740 Ha + 4.714 Ha + 3.981 Ha).	10.01.2023

X. OTHER IMPORTANT MATTERS DEALT BY TNPCB

SI. No.	Name and address of the project	Project Details	Date
	Taluk, Tirunelveli District.		
129.	M/s.Kodangipalayam Rough Stone & Gravel Quarry-Cluster-B, S.F.Nos.27/2D,27/2E,27/2B,28/1B,28/2A, 27/1.10/8 & 10/2A Kodangipalayam Village, Palladam Taluk, Tiruppur District.	Proposed 1 No. & existing 4 Nos. of Rough Stone and Gravel Quarries over an extent of 10.86.86 Ha.	10.01.2023
130.	M/s.T & P Aggregates Pvt Ltd, S.F.No.225/2A of Chinnakalayamputhur Village, Palani Taluk, Dindigul District.	Proposed Rough Stone and Jelly Quarry over an extent of 3.59.0 Ha.	11.01.2023
131.	M/s.Panchamee Engineering Construction S.F.No.420/1(P), & 421/1(P), Perungudi Part I Village, Radhapuram Taluk, Tirunelveli District.	Fresh Rough Stone & Gravel Quarry over an extent of 4.80.0 Ha.	12.01.2023
132.	M/s.K.Indirani Rough Stone Quarry, S.F.No.95/12,16,18,20(P) & 21(P), Chithannavasal Village, Illuppur Taluk, Pudukottai District.	Extent of 1.44.0 Ha.	19.01.2023
133.	M/s.M.Sarojini Rough Stone & Gravel Quarry, S.F.No.67/1 & 68 Myleripalayam Village, Madukkarai Taluk, Coimbatore District.	over an extent of 3.48.0 Ha.	30.01.2023
134.	M/s.Sri Vetri Velavan Blue Metals Rough Stone & Gravel Quarry, S.F.No.70/2 & 70/3, Myleripalayam Village, Madukkarai Taluk, Coimbatore District.	over an extent of 2.39.0 Ha.	30.01.2023
135.	M/s.S.Selvamani Rough Stone & Gravel Quarry, S.F.No.67/2 & 69, Myleripalayam Village, Madukkarai Taluk, Coimbatore District.	over an extent of 3.47.5 Ha.	30.01.2023
136.	M/s.A.Ammasaiappan Rough Stone & Gravel Quarry, S.F.No.72/1,2,3, Myleripalayam Village, Madukkarai Taluk, Coimbatore District.	over an extent of 2.35.5 Ha.	30.01.2023
137.	M/s.Greater Chennai Bio-Medical Waste Management Pvt Ltd, S.F.No.123/4B of Nayapakkam Village, Uthukottai Taluk, Thiruvallur District-602023 Latitude:13o13'11.5"N Longitude:79o51'26.3"E	Proposed Common Bio-Medical Waste Treatment Facility(10 Tons/day)	31.01.2022 3.
138.	M/s.Public Works Department, Government of Tamilnadu, Executive Engineer, Building Construction Division-I, Chepauk, Chennai-05	Construction of Muthamizh Arignar Dr.Kalaignar Pen Monument in Bay of Bengal, the Coast of Marina Beach, Triplicane Village, Chennai District.	31.01.2023
139.	M/s.V.Sakthivel, S.F.No.846/1B, 846/2,846/3,846/4 & 845/2,567/2B,568/1B, Nathikudi Village, Vembakottai Taluk, Virudhunagar District.	Proposed Rough Stone and Gravel Quarry over an extent of 3.24.30 Ha.	02.02.2023
140.	M/s.K.Indirani Rough Stone Quarry, S.F.Nos.55/1A (part), 55/(part) & 58, Kavundampalayam Village, Gobichettipalayam Taluk, Erode District.	Proposed Rough Stone Quarry	07.02.2023
141.	M/s.V.Somasundaram Rough Stone & Gravel Quarry, S.F.No.360/1B(P),360/1E & 360/1G, Arasampalayam Village, Kinathukadavu Taluk, Coimbatore District.	Proposed quarrying of 1.43.0Ha Hectares of Rough Stone & Gravel.	07.02.2023
142.	M/s.C.Ganesh Rough Stone & Gravel Quarry, S.F.No.151/1E (P), Arasampalayam Village, Kinathukadavu	Proposed quarrying of 1.58.0Ha Hectares of Rough Stone & Gravel.	07.02.2023

X. OTHER IMPORTANT MATTERS DEALT BY TNPCB

Sl. No.	Name and address of the project	Project Details	Date
	Taluk, Coimbatore District.		
143.	M/s.Sri Mahalakshmi Blue Metals Rough Stone & Gravel Quarry, S.F.No.149/4A,149/2B,3C,4C,3A,4B & 3B, Arasampalayam Village, Kinathukadavu Taluk, Coimbatore District.	Proposed quarrying of 4.26.72Ha Hectares of Rough Stone & Gravel.	07.02.2023
144.	M/s.S.Abdul Jabbar Rough Stone & Gravel Quarry, S.F.No.364, Arasampalayam Village, Kinathukadavu Taluk, Coimbatore District.	Proposed quarrying of 3.85.5Ha Hectares of Rough Stone & Gravel.	07.02.2023
145.	M/s.K.Ravikumar Rough Stone & Gravel Quarry, S.F.No.355/2A(P),355/2C(P) & 355/2D1A(P), Arasampalayam Village, Kinathukadavu Taluk, Coimbatore District.	Proposed quarrying of 1.40.0Ha Hectares of Rough Stone & Gravel.	07.02.2023
146.	M/s.M.Vishwanathan Rough Stone & Gravel Quarry, S.F.No.360/1A5,360/1A6, Arasampalayam Village, Kinathukadavu Taluk, Coimbatore District.	Proposed quarrying of 1.00.5Ha Hectares of Rough Stone & Gravel.	07.02.2023
147.	M/s.M.Rasamani Rough Stone & Gravel Quarry, S.F.No.361/1A,362/1, Arasampalayam Village, Kinathukadavu Taluk, Coimbatore District.	Proposed quarrying of 0.90.0 Ha Hectares of Rough Stone & Gravel.	07.02.2023
148.	M/s.M.Loganathan Rough Stone & Gravel Quarry, S.F.No.360/1A1,360/1A2(P) & 360/1A3, Arasampalayam Village, Kinathukadavu Taluk, Coimbatore District.	Proposed quarrying of 0.78.50 Hectares of Rough Stone & Gravel.	07.02.2023
149.	M/s.K.Ilyaraja, Rough Stone Quarry, S.F.No.63 of Ayyapatti Village, Melur Taluk, Madurai District.	Proposed Rogh Stone quarry lease Over an extent of 0.74.0 Ha.	07.02.2023
150.	M/s.K.Ilyaraja, Rough Stone Quarry, S.F.No.S.F.No.619/5(P) of Karungalakudi Village, Melur Taluk, Madurai District.	Proposed Rogh Stone quarry lease Over an extent of 2.02.5 Ha.	07.02.2023
151.	M/s.K.N.Venkatachalam Rough Stone & Gravel Quarry S.F.Nos.406/2B(P),406/3A,406/4A,406/2 G,406/3B & 406/4B, Panapatti Village, Kinathukadavu Taluk, Coimbatore District.	Proposed quarrying of 2.00.0 Hectares of Rough Stone	07.02.2023
152.	M/s.M.Palanisamy(recently expired) Quarry, S.F.No.199/1B, of Kokalai Village, Thiruchengode Taluk, Namakkal District.	Proposed Rough Stone & Gravel Quarry over an extent of 1.145Ha.	09.02.2023
153.	M/s.P.Ramayee Quarry, S.F.No.232/2, of Kokalai Village, Thiruchengode Taluk, Namakkal District.	Proposed Rough Stone & Gravel Quarry over an extent of 1.575 Ha.	09.02.2023
154.	M/s.P.A.Raja Quarry, S.F.No.225/1B, of Kokalai Village, Thiruchengode Taluk, Namakkal District.	Proposed Rough Stone & Gravel Quarry over an extent of 1.420 Ha.	09.02.2023
155.	M/s.C.Sivakumar Quarry, S.F.No.232/1B & 233/4B of Kokalai Village, Thiruchengode Taluk, Namakkal District.	Proposed Rough Stone & Gravel Quarry over an extent of 2.005 Ha.	09.02.2023
156.	M/s.N.Selvarasu Quarry, S.F.No.309/2B part Akkalampatti Village of Thiruchengode Taluk, Namakkal District.	Proposed Rough Stone & Gravel Quarry over an extent of 1.0 Ha.	09.02.2023
157.	M/s.Shree Selvi Chambers Rough Stone & Gravel Quarry, S.F.No.255/2A,256/8A,8B,9,10A,10B,257/3A & 3B, Chettikurichi Village, Kayathar Taluk, Thoothukudi District.	Over an cluster quarries extent of 2.06.5 Ha.	23.02.2023

X. OTHER IMPORTANT MATTERS DEALT BY TNPCB

SI. No.	Name and address of the project	Project Details	Date
158.	M/s.A.Shahul Hameed Rough Stone & Gravel Quarry, S.F.No.258/1B1B, Chettikurichi Village, Kayathar Taluk, Thoothukudi District.	Over an cluster quarries extent of 6.78.5 Ha.	23.02.2023
159.	M/s.N.Nagarajan Rough Stone and Gravel Quarry, S.F.No.154/1B1B,154/2A,154/2B1,154/3,154/4,154/5,155/2A,155/2B and 155/2C in Kundiyanthandalam Village, Vembakkam Taluk, Tiruvannamalai District.	Mining of Rough Stone and Gravel Quarry.	23.02.2023
160.	M/s.Sri Elumalaiyan Blue Metals Rough Stone and Gravel Quarry, S.F.No.91/4A,92/3F,92/3G,92/3H,92/3I1, 92/3I2,92/J,92/3K1,92/3L1 & 91/4B in Girijapuram Village, Vembakkam Taluk, Tiruvannamalai District.	Mining of Rough Stone and Gravel Quarry.	23.02.2023
161.	M/s.Sivasuriyamadhava Raja Rough Stone and Gravel Quarry, S.F.No.51/4, & 51/5A1B in Palli Village, Vembakkam Taluk, Tiruvannamalai District.	Mining of Rough Stone and Gravel Quarry.	23.02.2023
162.	M/s. HG Industries Ltd, S.F.No. 139/2A2, 139/2B, 139/3, 140/1A2, 140/1B, 140/2, 140/3, 140/4, 140/5, 140/6, 140/7, 140/8, 146/1,146/3B & 146/4 of Panchalam Village, Tindivanam Taluk, Villupuram District.	For the proposed Captive Use Resin Plant with a production capacity of 21250 Kg/day for manufacturing of plywood & Block boards.	28.02.2023
163.	M/s. M/s VST Blue Metals Rough Stone and Gravel S.F.No1199/2,1199/3,1199/4,1199/5,1199/6,1199/7, 1199/8, 1199/9, 1200/4, 1200/5, 1200/6, 1200/7, 1200/8, 1200/9, 1200/10, 1200/11, 1200/12 and 1201 (Part), Punnam Village, Pugalur Taluk, Karur District.	over an Extent of 3.82.50 Hectares	28.02.2023
164.	M/s. Ram Blue Metals Rough Stone Quarry, S.F. No 290/1B,289/1 and 290/2, Karudayamplayam Village, Pugalur Taluk, Karur District.	over an Extent of 1.23.0 Hectares	28.02.2023
165.	M/s.Parappalar Reservoir Sand and Silt Quarry, S.F. No 225,226 & 227, Vadakadu Village, Oddanchatram Taluk ,Dindigul District.	The proposed Sand & Silt Quarry lease area over an extent of 25.31.7 Ha of lease lands.	28.02.2023
166.	M/s.C.Vijayakumar Rough Stone Quarry, S.F.No.158/1 (part-2)(Bit-1), Periyagoundapuram Village, Vazhappadi Taluk, Salem District.	Extent of mining 1.00.0 Ha.	02.03.2023
167.	M/s.R.Balu Rough Stone and Gravel Quarry, 603/1,3,604/2,605/1,2,3,5,6,7,8,9,10,11,12, 13,14,15,16,17,18,19,20,21,22 & 23 Lembalakudi Village, Thirumayam Taluk, Pudukkottai District.	Extent of 2.05.0 Ha.	07.03.2023
168.	M/s.B.Kajamaideen Rough Stone and Gravel Quarry, S.F.No.191/5 & 191/6, Perumanadu Village, Illuppur Taluk, Pudukkottai District.	Extent of 2.56.5 Ha.	09.03.2023
169.	M/s.V.Sekaran Rough Stone and Gravel	Extent of 1.48.0 Ha.	09.03.2023

X. OTHER IMPORTANT MATTERS DEALT BY TNPCB

Sl. No.	Name and address of the project	Project Details	Date
	Quarry, S.F.No.196/1, Perumanadu Village, Illuppur Taluk, Pudukottai District.		
170.	M/s. Kallakurichi-1 Cooperative Sugar Mills Ltd.(KCSM) S.F. No.59/1(Part),59/3,60/2(Part), 60/3(Part), 60/4(Part), 60/5(Part),60/6(Part), 60/7,76/2(Part),77/1(Part), 77/2(Part),78/4(Part),78/8,78/9,78/10A(Pa rt), 78/10B, 93/1 (Part), 93/2A, 93/2B, 93/3 (Part), 93/4 (Part), 93/5(Part), 93/6 Moongilthuraipattu Village, Sankarapuram Kallakurichi District-605 702.	Proposed 60(KLPD) Distillery for production of Ethanol using B-Heavy molasses and Cane Juice along with 1.5 MW Captive Power Plant(CPP).	08.03.2023
171.	M/s.M.R.Krishnamurthy Co-operative Sugar Mills Ltd(MRKCSML), S.F.No.102/1,102/2,102/4 etc, Sethiyathope Village, Bhuvanagiri Taluk, Cuddalore District.	Proposed 60 KLPD Capacity cane juice and B-Heavy Molasses based Distillery and 1.5 MW Captive Power Plant.	14.03.2023
172.	M/s.S.Meenakshi Rough Stone and Gravel Quarry, S.F.No.48/2A,48/2B & 49/1, Aladipatti Village, Aruppukottai Taluk, Virudhunagar District.	Proposed Rough Stone and Gravel Quarry extent of 0.99.0 Ha.	17.03.2023
173.	M/s.M.Selvarani Rough Stone Quarry, S.F.No.425/14A1 & 425/32, Lembalakudi Village, Thirumayam Taluk, Pudukottai District.	Extent of 1.50.5 Ha.	23.03.2023
174.	M/s.R.Rethinam Rough Stone Quarry, S.F.No.589/1C (part) & 589/1D, Lembalakudi Village, Thirumayam Taluk, Pudukottai District.	Extent of 2.57.0 Ha.	23.03.2023
175.	M/s.M.Radakrishnan Rough Stone & Gravel Quarry, S.F.No.425/29, Lembalakudi Village, Thirumayam Taluk, Pudukottai District.	Extent of 0.82.0 Ha.	23.03.2023
176.	M/s.J.Bosco Arokiaraj Rough Stone quarry, S.F.No.166 (P), Pirattiyur (East) Village, Tiruchirappalli West Taluk, Tiruchirappalli District.	Proposed Rough Stone Quarry over an extent of 2.60.0 Ha.	24.03.2023
177.	M/s.P.K.Subramani Rough Stone Quarry, S.F.No.509/1 (part), Munnur Village, Pugalur Taluk, Karur District.	Over an Extent of 4.84.0 Hectares.	29.03.2023

10.8 Complaint Cell

10.8.1 General Online Complaints

Due to increased environmental awareness and awareness on pollution control legislation, several complaints are being received from individuals / organizations / NGOs etc. regarding water, air and noise pollution. To take appropriate action against these complaints, a Complaint Cell is functioning in the TNPCB, Head Office, and Chennai. For easy access to the Public and others, separate toll free number 18004256750 and e-mail-complaint@tnpcb.gov.in is allotted for receiving complaints and guidance. The complaints are attended by getting reports from the field officers. The action taken report is sent to the complainant. As a part of e-governance, the TNPCB

X. OTHER IMPORTANT MATTERS DEALT BY TNPCB

has implemented online grievance petition redressal system (www.pcbolgprs.in) from 1st March 2016 onwards. Complaints on environmental pollution due to industries can be registered through this portal. The status of complaint can also be tracked through online. During the period 2022-23, 3930 complaints were received, investigated and disposed off.

10.8.2 Integrated and Inclusive Public Grievance CM Helpline Management System (IIPGCMS)

The Board had established a separate section in the Head Office to attend IIPGCMS complaints. From 1st April 2022 to 31st March 2023, 5,220 petitions were received and disposed off.

10.9 Funding to Other Departments

Based on the instructions received from Government in the meeting held on 25.07.2022, TNPCB approved to fund an amount of Rs.496.64 Crores for the following pollution control and environmental conservation projects vide B.P. No.82, dated 22.10.2022 to be carried out by other Government Departments and three flagship missions.

The following pollution control and environmental conservation projects are being funded by the TNPCB from April 2022 to March 2023.

Statement showing details of funding to DOE & TNFD after the receipt of G.O							
Sl. No.	Name of the Scheme	Department	Amount (Rs. In Crore)	Amount Released (Rs. In Crore)	GO No. & Date	Proceeding No. & Date	B.P. No.
1	Establishment Forests and Wildlife Crime Control Bureau Head Office and Zonal Office	TNFD	0.40	0.40	GO (Ms) No. 158 ECCF (FR.5) Dt. 14.09.2022	TNPCB/P&D/0685/2022 Dt. 13.02.2023	B.P.No. 82, Dt: 22.10.2022
2	13a. Tamil Nadu Climate Change Mission (TNCCM) Base line studies	DoE	1.45	0.725	GO (MS) 54 ECCF EC.2 Dept 23.03.2022	TNPCB/P&D/7459/2022 Dt. 13.02.2023	B.P.No.25, Dated: 23.04.2022
	(ii) TNCCM Office Formation	DoE	1.06 (as per DoE Lr. Dt. 24.01.2023)	1.06	GO (D) 06 ECCF EC.2 Dept 04.01.2023	TNPCB/P&D/2564/2023 Dt. 08.02.2023	B.P.No. 82, Dt: 22.10.2022
	(iii) TNCCM – Recurring & Non-Recuring Expenditure for office establishment.	DoE	1.4375	1.4375		TNPCB/P&D/2564/2023 Dt. 01.09.2023	
	13c. Green Tamil Nadu Mission [GTM]	DoE	15 (For the year 2021-2022)	15	G.O. (Ms) No: 126 ECCF (FR.6) Department dated. 09.12.2021	TNPCB/P&D/6841/2022 Dt. 31.03.2022	B.P.No. 33, Dt: 24.06.2022
		10 (For the year 2022-2023)	10		TNPCB/P&D/6841/2022 Dt. 01.07.2022		
			50.12	50.12	GO (Ms) 32 ECCF FR.6 Dt. 14.02.2023	RC.No. TNPCB/P&D/6841/2022 Dt. 27.02.2023	B.P.No. 82, Dt: 22.10.2022
3	Green School	DoE	5.00	5.00	GO (Ms) No. 174 ECCF Dt. 03.10.2022	RC No. TNPCB/P&D/26376/2023 Dt. 27.02.2023	B.P.No. 30, Dt: 09.04.2023
4	Nilgiri Tahr (Total–	Forest	2.02	1.01	GO (Ms) No. 222	RC No.	B.P.No. 37,

X. OTHER IMPORTANT MATTERS DEALT BY TNPCB

Statement showing details of funding to DOE & TNFD after the receipt of G.O							
Sl. No.	Name of the Scheme	Department	Amount (Rs. In Crore)	Amount Released (Rs. In Crore)	GO No. & Date	Proceeding No. & Date	B.P. No.
	25.14 Crores) 2022-23 – 2.02 Crores, 2023-24 – 14.39 Crores, 2024-25- 2.87 Crores, 2025-26 – 0.90 Crores, 2026-27- 2.93 Crores				ECCF FR.5 Dt. 28.12.2022	TNPCB/P&D/0579/20 23 Dt. 17.02.2023	Dt: 26.04.2023
Total			86.488	84.7525			

10.10 Construction Wing

The Board is having a construction wing at Head Office, which is coordinating with new building construction works, maintenance works to the existing buildings and other amenities required for the district office buildings located all over Tamil Nadu. The Board is having Head Office at Chennai and 38 District & 9 JCEE Offices in the State. The Head Office is functioning in own building since 1994. Among the 38 District Offices, 29 offices are functioning in own building. Offices of the JCEE's (M) and the laboratories are housed in the respective district office building.

The status of 38 District Office buildings are as follows

Sl.No.	Status of own buildings	No. of buildings	Location of O/o. DEE
1	Functioning in the own buildings	29	Ambattur, Chennai, Maraimalai Nagar, Sriperumbudur, Thiruvallur, Trichy, Pudukottai, Thanjavur, Cuddalore, Vellore, Villupuram, Hosur, Vaniyambadi, Coimbatore (North), Coimbatore (South), Madurai, Sivagangai, Dindigul, Erode, Namakkal, Perundurai, Tirunelveli, Thoothukudi, Virudhunagar, Nagapattinam, Thiruvannamalai, Gummidipoondi, Ariyalur and Dharmapuri.
2	Building nearing completion	1	Salem
3	Building to be constructed	4	Nagercoil, Tiruppur (North), Tiruppur (South) and Theni
4	Land Identification / Procurement under process	4	Ramanathapuram, Kumarapalayam, Karur and Ooty.
	Total	38	

10.11 Right to Information Act

The Right to Information Act, 2005 enables all citizens to use their basic right to access information from public bodies. The TNPCB is having a separate cell at Head Office to deal with RTI Act applications. In pursuance to the directions of Government of Tamil Nadu, TNPCB designated Additional Chief Environmental Engineer in the Head Office as State Information Officer (Appellate Authority). Further, the Board has nominated Joint Chief Environmental Engineer in the Head Office and District Environmental Engineers in 38 District Offices as Public Information Officers to provide information to the person requesting information under the Right to

X. OTHER IMPORTANT MATTERS DEALT BY TNPCB

Information Act, 2005. During the year 2022-23, totally 2239 RTI applications were received and necessary information was provided to all the applicants.

10.12 Library

The Board Library was established in 1989. At present, the library has a collection of about 12,362 books and reports. The collections are classified under Dewey decimal classification. The collection comprises of documents related to the field of Environmental Protection, Air Pollution, Vehicular Pollution, Water Pollution, Noise Pollution, Wastewater Treatment, Solid Waste Management, Hazardous Waste Management, Bio Medical Waste, Environmental Engineering, Industrial Pollution, Chemical Technology, Disasters, Soil, Energy, Pesticides, Biotechnology, Environmental Health, Environmental Economics, Environmental Chemistry, Environmental Impact Assessment, Environmental Education, Sustainable Development, Women and Environment, Environmental Law and Forestry. Library subscribes for 10 Journals, 16 Newspapers and 10 Magazines. Besides this, Annual Reports, Newsletters, Bulletins and Reports that are received from different institutions (Indian & Foreign) are also present in the library. Back volumes of the journals are bound and kept for reference in the Periodical Section. Membership is open to students and public who are involved in the field of pollution control and environmental protection. Readers are also provided with photocopying facilities.

Membership Fee:

Student	:	Monthly	-	Rs.30.00
		Annual	-	Rs.75.00
Individual	:	Annual	-	Rs.100.00

School and college students, research scholars, lectures and professors, professionals, NGOs, industrialists and other Government Department officials and people involved in environmental protection field use to refer the library. The Readers, not only from Chennai but also from all over Tamil Nadu and from neighboring States visit the library.

10.13 Environmental Statement

Under the Rule 14 of the Environment (Protection) Rules, 1986, submission of Environmental Statement is made compulsory for every industry covered under the Water (Prevention & Control of Pollution) Act, 1974, the Air (Prevention & Control of Pollution) Act, 1981 or the Hazardous and Other Wastes (Management & Transboundary Movement) Rules, 2016. Industries are required to submit Environmental Statement for the financial year ending 31st March every year in the prescribed format in Form-V before 30th September every year to the State Pollution Control Board. The Board receives Environmental Statements from industries, assesses the water, energy and other resources consumption and their efforts in reducing the pollution levels. Based on the finding, the industries are addressed to improve the systems.

X. OTHER IMPORTANT MATTERS DEALT BY TNPCB

10.14 TNPCB's Online Services

As a part of ease of doing business and transparency in service to the industries and public, the TNPCB has computerized its activities by providing the following services through online.

Sl.No.	Online Module	Service
1	Online Consent Management and Monitoring System (OCMMS)	Issue of Consent under Water & Air Acts Issue of Authorization for management of Hazardous & Other Wastes, Bio-Medical Wastes, Solid Wastes, E-Wastes, C&D Wastes, and Registration for Plastic Wastes & Battery Handling
2	Online Hazardous Waste Manifest Application (OHWMS)	Manifest for transport of hazardous waste
3	Online Grievance Redressal System (OLGPRS)	Redressal of Public Complaints

The above modules allow the applicant to file application, furnish additional details, payment of consent fee, receiving of consent/authorization orders through online. The system also provides SMS alert at the important stages of process of the application. The applicant can also view the real time status of the application and where and with whom the application is pending.

Further, the Government of Tamil Nadu has established a single window facilitation mechanism under Tamilnadu Industrial Guidance and Export Promotion Bureau to accord in-principle composite approval for pre-project clearances at the State Government level. During 2022-23, 89 project applications were received and out of them 88 were granted consent and 1 was refused for issue of consent.

10.15 Sustainable Development Goals

The Sustainable Development Goals (SDGs) are an inter-governmental agreed set of targets relating to international development to end poverty, protect the planet and ensure that all people enjoy peace and prosperity. SDG covers 17 goals and 169 targets as resolved in the UN Summit held in September 2015. India is a signatory of the 2030 Agenda, committed to achieve SDGs.

The Goals, Targets and Indicators related to TNPCB and the present status are as follows:

Goal – 6 'Clean Water and Sanitation': Ensure availability and sustainable management of water and sanitation for all

Under this Goal, TNPCB will work to improve water quality by reducing pollution, eliminating dumping and minimizing release of hazardous chemicals and materials. Efforts shall also be taken to substantially increase recycle and reuse. In this regard, percentage of industries complying with waste water treatment is set as one of the indicators. The TNPCB mandates highly

X. OTHER IMPORTANT MATTERS DEALT BY TNPCB

polluting industries to achieve ZLD system for trade effluents with an aim to recycle treated wastewater

Goal – 9 ‘Industry, Innovation and Infrastructure’: Build resilient infrastructure, promote inclusive and sustainable industrialization and foster innovation

This Goal is to promote inclusive and sustainable industrialization by 2030. The Goal mandates to significantly increase industries share of employment and gross domestic product in line with national circumstances and double its share in least developed countries. Towards this, the target is measured with an important indicator relating to measurement of ambient air quality parameters. The TNPCB is continuously making efforts to achieve this indicator effectively.

Goal – 12 ‘Sustainable Consumption and Production’: Ensure sustainable consumption and production patterns

Under this Goal, it is mandated to achieve significant reduction in the release of harmful chemicals and wastes by 2020. The target is measured by an indicator relating to environmental quality monitoring through monitoring stations. At present, TNPCB monitors water quality of inland water bodies at 175 stations and ambient air quality at 87 stations.

Goal – 13 ‘Climate Action’: Take urgent action to combat climate change and its impacts

The Goal is to improve education, raise awareness among humans and build institutional capacity on climate change mitigation, adaptation, impact reduction and early warning. The TNPCB conducts training programme through its Environmental Training Institute (ETI) and awareness programme through the District Environmental Engineers on a regular basis. Nearly 11 training programmes, 732 awareness programmes and 1192 people have been trained during the period 2022-23.

The progress of the TNPCB on achieving the Targets is given in the Table below:

Sub category	2015-16	2016-17	2017-18	2018-19	2019-20	2020-21	2021-22	2022-23
Goal 6 Clean Water and Sanitation Target 6.3 By 2030, improve water quality by reducing pollution, eliminating dumping and minimizing release of hazardous chemicals and materials, halving the proportion of untreated waste water and substantially increasing recycling and safe use globally Indicator 6.3.2 Percentage of industries (17 category of highly polluting industries / grossly polluting industry / red category of industries) complying with waste water treatment								
---	96%	96.5%	97%	97.97%	98.5%	98.6%	99%	99.22%
Goal 9 Industry, Innovation and Infrastructure Target 9.4 By 2030, upgrade infrastructure and retrofit industries to make them sustainable, with increased resource use efficiency and greater adoption of clean and environmentally sound technologies and industrial processes, with all countries taking action in accordance with their respective capabilities. Indicator 9.4.1a Number of air quality monitoring stations								

X. OTHER IMPORTANT MATTERS DEALT BY TNPCB

---	36 (28 under NAMP + 7 CAAQMS + 1 Mobile CAAQMS)	36 (28 under NAMP + 7 CAAQMS + 1 Mobile CAAQMS)	38 (28 under NAMP + 9 CAAQMS + 1 Mobile CAAQMS)	38 (28 under NAMP + 9 CAAQMS + 1 Mobile CAAQMS)	38 (28 under NAMP + 9 CAAQMS + 1 Mobile CAAQMS)	87 (52 under NAMP + 34 CAAQMS + 1 Mobile CAAQMS)	87 (52 under NAMP + 34 CAAQMS + 1 Mobile CAAQMS)	87 (52 under NAMP + 34 CAAQMS + 1 Mobile CAAQMS)
NAMP – National Air Quality Monitoring Programme CAAQMS – Continuous Ambient Air Quality Monitoring Station								
Goal 12 Responsible consumption and production Target 12.4 By 2020, achieve the environmentally sound management of chemicals and all wastes throughout their life cycle, in accordance with agreed international frameworks, and significantly reduce their release to air, water and soil in order to minimize their adverse impacts on human health and the environment Indicator 12.4.2a Quality monitoring by introduction of monitoring stations across the State								
No. of ambient air quality monitoring stations functioning	36 (28 under NAMP + 7 CAAQMS + 1 Mobile CAAQMS)	36 (28 under NAMP + 7 CAAQMS + 1 Mobile CAAQMS)	38 (28 under NAMP + 9 CAAQMS + 1 Mobile CAAQMS)	38 (28 under NAMP + 9 CAAQMS + 1 Mobile CAAQMS)	38 (28 under NAMP + 9 CAAQMS + 1 Mobile CAAQMS)	87 (52 under NAMP + 34 CAAQMS + 1 Mobile CAAQMS)	87 (52 under NAMP + 34 CAAQMS + 1 Mobile CAAQMS)	87 (52 under NAMP + 34 CAAQMS + 1 Mobile CAAQMS)
No. of water quality monitoring stations functioning	94 (55 under GEMS & MINARS + 30 under CCWMP + 9 CWQMS)	94 (55 under GEMS & MINARS + 30 under CCWMP + 9 CWQMS)	97 (55 under GEMS & MINARS + 30 under CCWMP + 12 CWQMS)	97 (55 under GEMS & MINARS + 30 under CCWMP + 12 CWQMS)	99 (55 under GEMS & MINARS + 30 under CCWMP + 14 CWQMS)	89 (58 under GEMS & MINARS + 30 under CCWMP + 1 CWQMS)	194 (113 under NWMP + 64 under NRCP + 17 under CCWM)	175 (158 under NWMP + 17 under CCWM)
No. of ambient noise monitoring stations functioning	10 (under NANMP)	10 (under NANMP)	10 (under NANMP)	10 (under NANMP)	10 (under NANMP)	10 (under NANMP)	10 (under NANMP)	10 (under NANMP)
No. of polluted river stretches identified	7	7	8	6	6	6	6*	10**
No. of non attainment cities identified	0	0	0	1	2	2	4***	4***
No. of CETPs functioning	35	35	35	35	36	36	33	36
No. of CETPs adopting ZLD systems	31	31	31	31	32	32	30	33

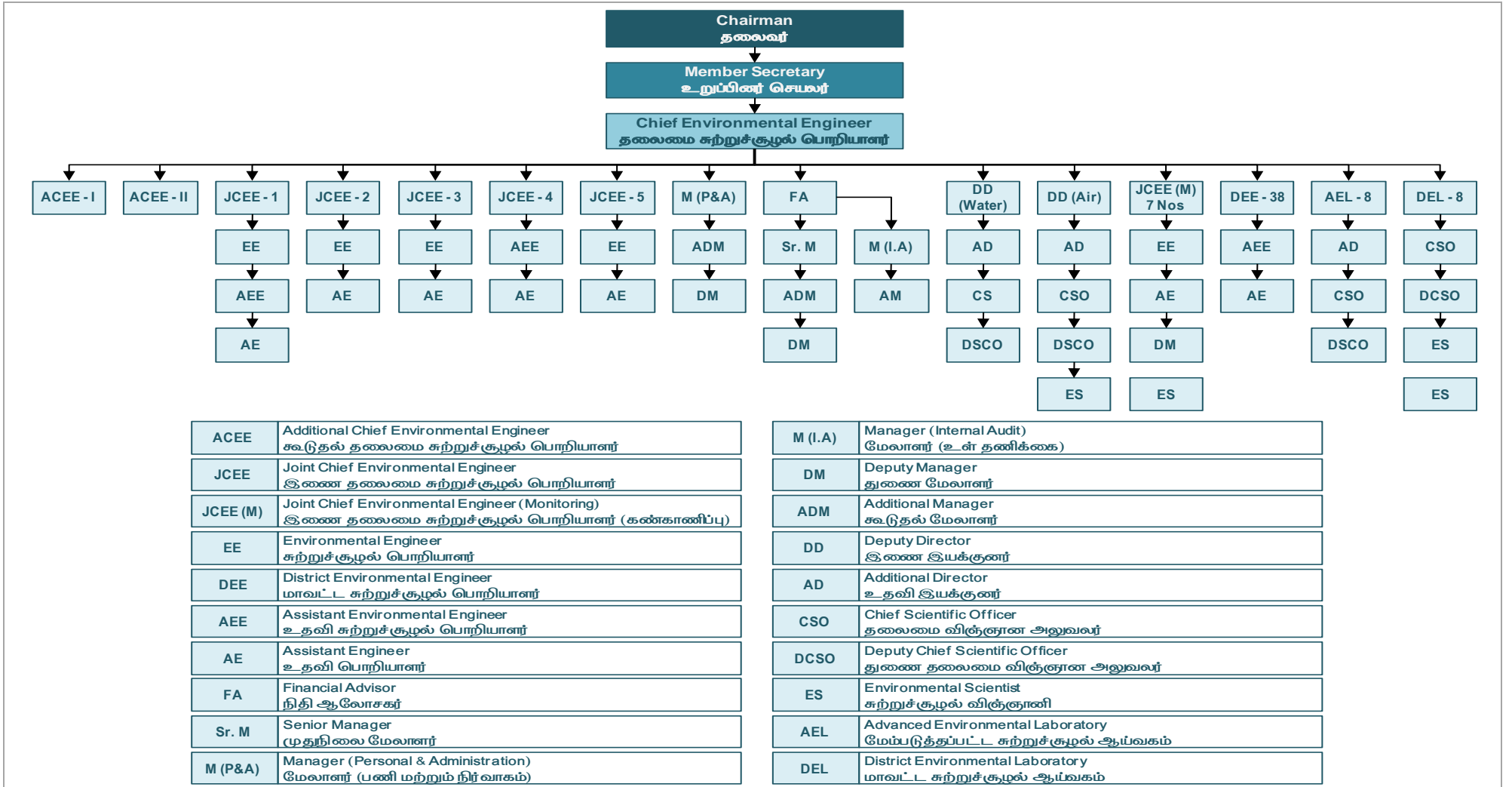
X. OTHER IMPORTANT MATTERS DEALT BY TNPCB

<p>NAMP – National Air Quality Monitoring Programme; CAAQMS – Continuous Ambient Air Quality Monitoring Station GEMS – Global Environmental Monitoring System; MINARS – Monitoring of Indian National Aquatic Resources CCWMP – Chennai City Waterways Monitoring Programme; CWQMS – Coastal Water Quality Monitoring Stations NANMNP – National Ambient Noise Monitoring Network Programme * - Sarabanga, Vasista, Thirumanimutharu, Bhavani, Cauvery, Tamirabharani ** - Sarabanga, Vasista, Thirumanimutharu, Bhavani, Cauvery, Tamirabharani, Adyar, Cooum, Palar, Amaravathy *** - Thoothukudi, Trichy, Madurai, Chennai</p>								
<p>Indicator 12.5.4 Per Capita Hazardous Wastes Generated</p>								
---	8.95	5.31	7.99	12.88	13.37	10.96	11.38	15.8
<p>Indicator 12.5.5 Ratio of processed quantity of hazardous waste sent to recycle to hazardous waste generated</p>								
---	0.4	0.32	0.63	0.74	0.89	0.88	0.86	0.86
<p>Goal 13 Climate Action Target 13.3 Improve education, awareness raising and human and institutional capacity on climate change mitigation, adaptation, impact reduction and early warning Indicator 13.3.2 Strengthening of institutional, systemic and individual capacity building to implement adaption, mitigation and technology transfer and development actions in the State</p>								
Environmental training (Nos.)	28	18	36	39	60	23	10	11
No. of beneficiaries	1746	522	388	761	1689	327	863	1192
Public awareness programme during festival seasons (Nos.)	100	109	111	172	190	193	196	732

-oOo-

ANNEXURES

ANNEXURE-I Organization Chart



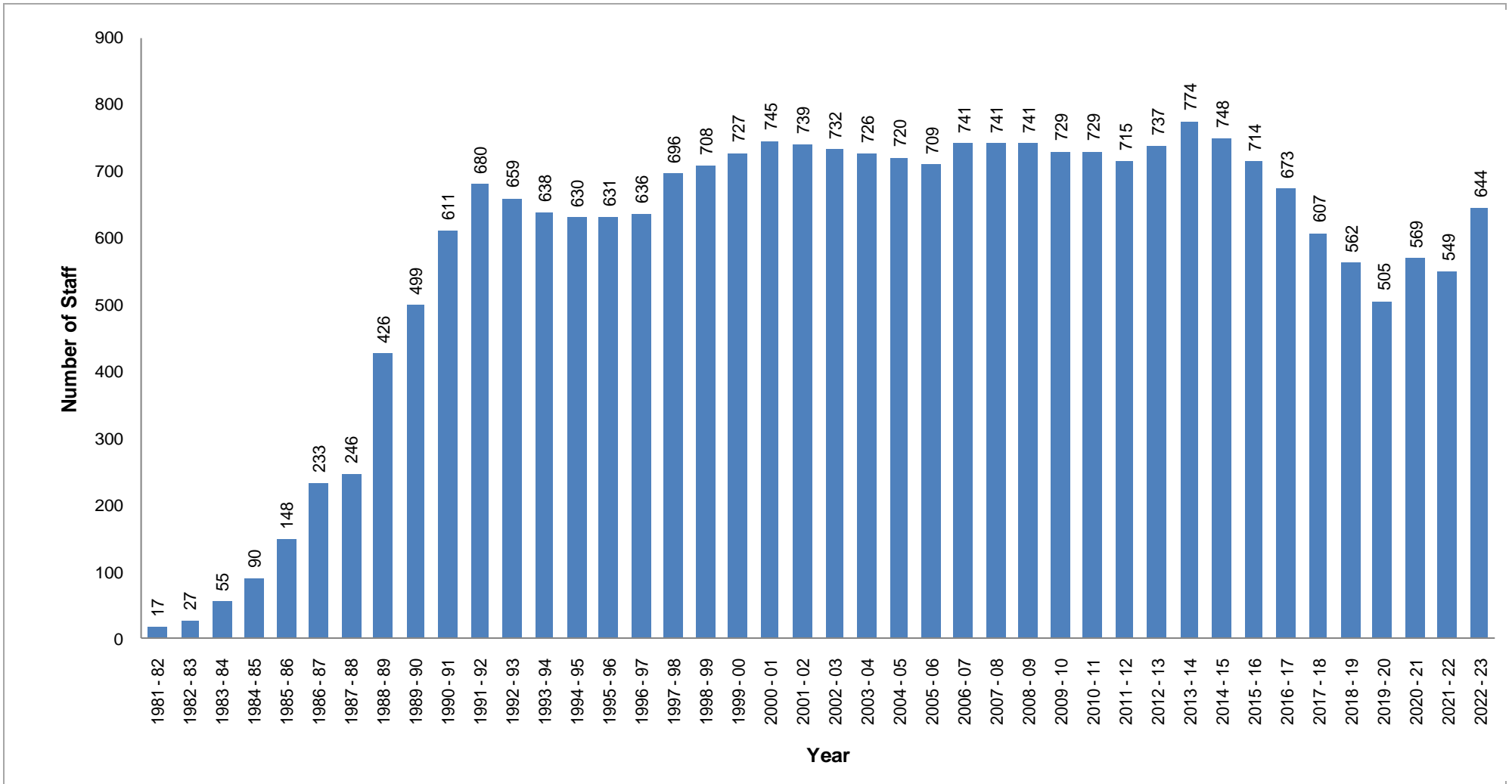
ANNEXURE - II A
TNPCC LABORATORIES – PERFORMANCE EVALUATION FOR THE MONTH OF APRIL 2022 - MARCH 2023
WATER SAMPLES

Sl. No.	Name of the Laboratory	Water / Effluent Samples																
		Effluent	Sewage	GEMS	MINARS	CCWW	Well water	River water	CEPI	NWMP Project	NRCP Project	Pesticide	NGT	Coastal	Microbiology Sample from DEE	Sludge	Others	Total
1	AEL - Chennai	1018	587	0	55	210	4	0	0	0	306	176	0	27	390	11	60	2849
2	AEL - Coimbatore	1680	963	0	0	0	120	14	0	0	0	0	26	0	0	2	42	2847
3	AEL - Cuddalore	977	424	0	0	0	94	7	0	0	0	0	0	130	0	0	47	1679
4	AEL - Madurai	1053	413	0	0	0	396	0	0	0	17	0	0	14	0	4	83	2000
5	AEL - Salem	1122	544	61	451	2	386	299	0	0	211	7	68	108	0	26	167	3384
6	AEL - Tirunelveli	802	502	0	193	0	48	14	0	0	0	0	0	120	0	0	128	1807
7	AEL - Trichy	1942	490	17	182	0	11	0	0	0	0	0	0	44	0	0	42	2728
8	AEL - Vellore	1080	564	0	0	0	249	197	0	0	38	0	0	0	0	0	163	2291
9	DEL - Ambattur	2108	776	0	20	0	0	0	0	0	0	0	0	4	0	0	26	2934
10	DEL - Dindigul	1569	308	0	0	0	118	26	0	0	0	0	0	0	0	0	0	2021
11	DEL - Hosur	650	400	0	0	0	0	69	0	0	0	0	0	0	0	0	0	1119
12	DEL - Manali	1134	459	0	0	0	15	77	0	0	0	0	0	0	0	1	8	1694
13	DEL - M.M.Nagar	473	390	0	0	0	44	0	0	0	0	0	15	51	0	0	41	1014
14	DEL - Perundurai	1718	78	0	0	0	266	6	0	0	0	0	0	0	0	0	0	2068
15	DEL - Thoothukudi	436	211	0	0	0	247	0	0	0	0	0	0	0	0	0	265	1159
16	DEL - Tiruppur	1024	163	0	0	0	27	187	0	0	0	0	0	0	0	0	0	1401
Total		18786	7272	83	921	212	2025	896	0	0	572	183	109	498	390	44	1072	32995

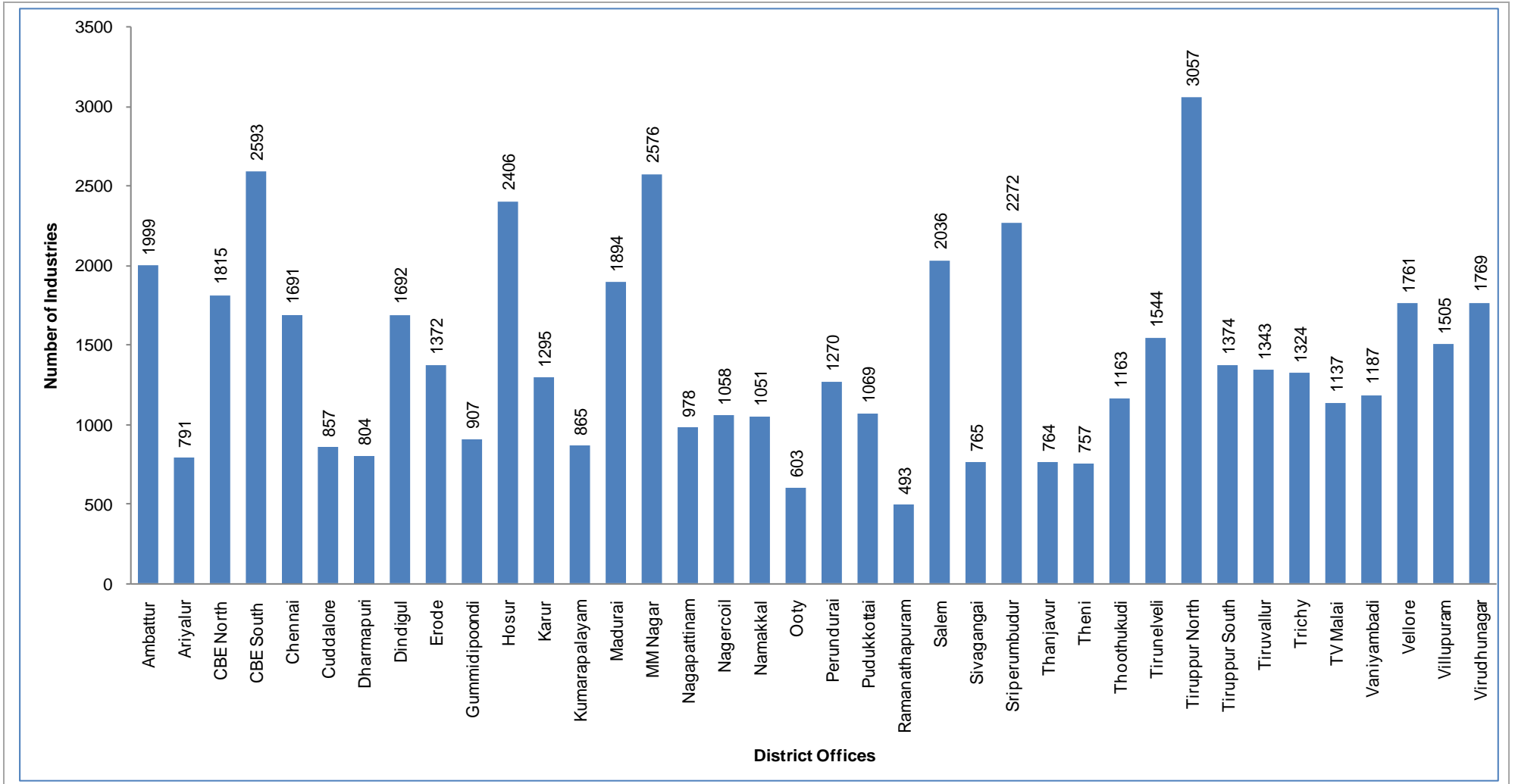
ANNEXURE - II B
TNPCB LABORATORIES – PERFORMANCE EVALUATION FOR THE MONTH OF APRIL 2022 - MARCH 2023
AIR SURVEY / NOISE SURVEY

Sl. No.	Name of the Laboratory	Air Survey											Noise Survey Samples			
		No.of Industries		No.of AAQ Stations		No.of SM		NAMP					No.of Industries		No.of Points	
		Regular	Complaint	Regular	Complaint	Regular	Complaint	PM ₁₀	PM _{2.5}	SO ₂	NO _x	NH ₃	Regular	Complaint	Regular	Complaint
1	AEL- Chennai	102	0	840	0	633	0	1502	512	2991	2991	0	102	1	530	6
2	AEL- Coimbatore	112	10	566	65	341	1	767	244	1533	1533	0	112	18	574	110
3	AEL- Cuddalore	129	6	709	18	348	2	2637	879	5274	5274	4806	124	6	662	29
4	AEL - Madurai	74	3	433	17	184	0	1491	437	2982	2982	324	73	4	441	48
5	AEL - Salem	80	29	551	158	289	8	1663	551	3336	3338	0	80	32	730	242
6	AEL- Tirunelveli	28	4	143	18	67	2	809	115	1623	1623	1623	21	3	117	14
7	AEL - Trichy	127	4	813	63	329	38	2091	688	4182	4182	0	127	4	630	22
8	AEL - Vellore	97	1	522	0	410	0	775	254	1545	1545	0	97	1	513	29
9	DEL - Ambattur	111	4	596	16	588	8	855	285	1710	1710	1710	111	5	535	46
10	DEL - Dindigul	70	4	587	30	215	1	903	301	1848	1848	0	69	4	398	42
11	DEL - Hosur	108	3	603	17	427	1	0	0	0	0	0	108	3	515	45
12	DEL - Manali	58	5	372	37	193	0	0	0	0	0	0	63	5	234	77
13	DEL - M.M.Nagar	67	0	347	0	224	0	0	0	0	0	0	67	1	344	10
14	DEL - Perundurai	101	16	544	47	184	5	0	0	0	0	0	101	16	492	93
15	DEL - Thoothukudi	44	1	228	9	81	0	892	261	1781	1781	1781	44	2	211	26
16	DEL - Tiruppur	74	3	368	20	119	10	0	0	0	0	0	74	3	379	35
	Total	1382	93	8222	515	4632	76	14385	4527	28807	28807	10244	1373	108	7305	874

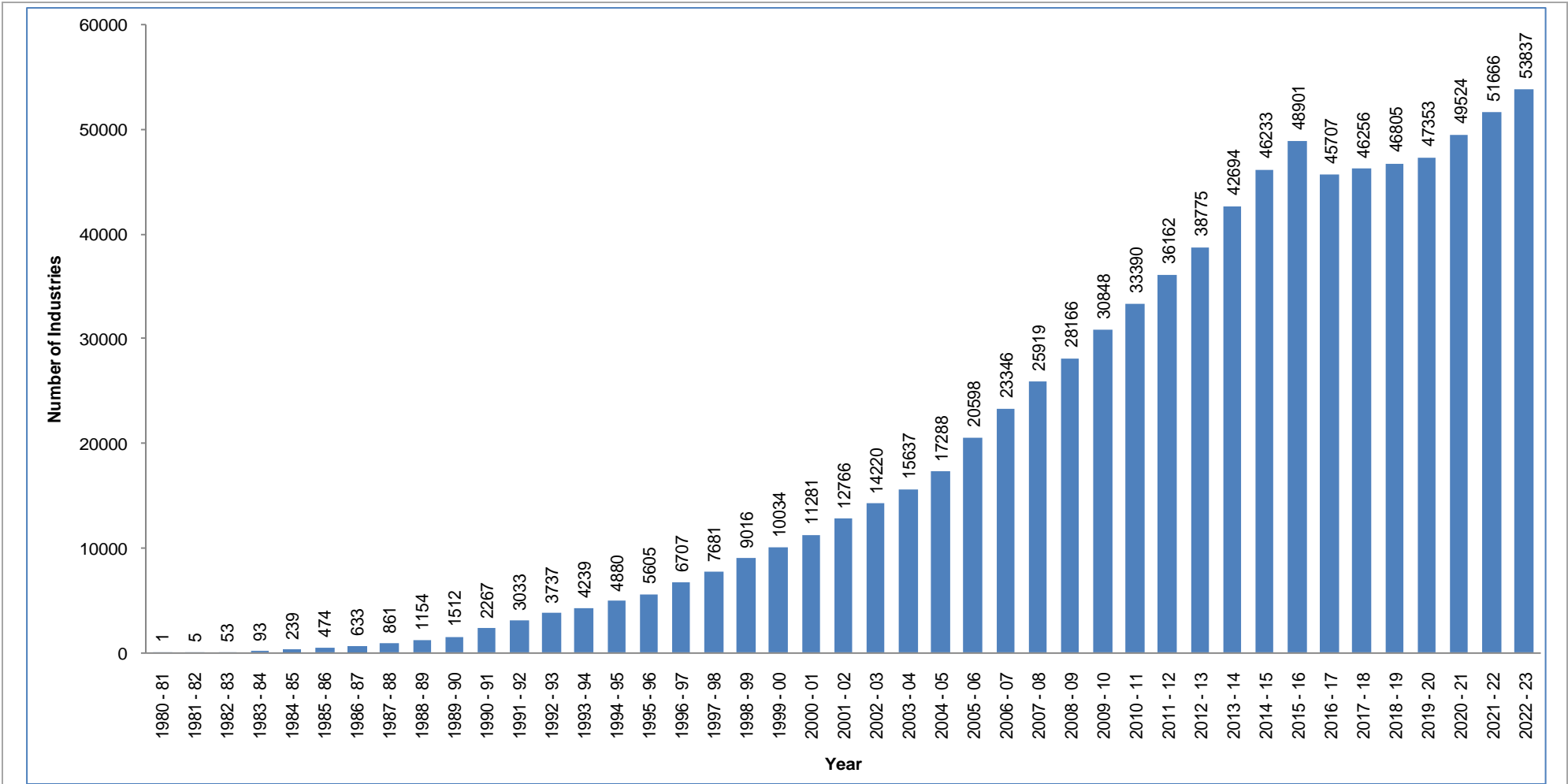
Annexure – III
Staff strength of Tamil Nadu Pollution Control Board (Year Wise)



Annexure - IV
Number of industries under the purview of TNPCB (District Office wise)



ANNEXURE - V
Number of Industries under the Purview of TNPCB (Year Wise)



As per the revised categorization by CPCB in March 2016, White category industries need not obtain Consent to Operate. Hence there is a decline in the number of industries during the period 2016-2017.

ANNEXURE – VI A

STATUS OF AIR QUALITY OF IMPORTANT CITIES/ TOWNS OF TAMILNADU-UNDER NATIONAL AIR QUALITY MONITORING PROGRAMME (NAMP), ANNUAL AVERAGE CONCENTRATIONS OF AIR POLLUTANTS, 2022-2023

S.No.	City & Location	Category	Annual Average Concentrations of Air Pollutants in $\mu\text{g}/\text{m}^3$											
			SO ₂			NO ₂			PM ₁₀			PM _{2.5}		
			Max	Min	Avg	Max	Min	Avg	Max	Min	Avg	Max	Min	Avg
1	CHENNAI													
(a)	Kathivakkam	Industrial	15	10	12	18	21	15	64	47	55	36	26	31
(b)	Manali	Industrial	17	12	14	22	15	17	67	50	58	38	27	32
(c)	Thiruvottiyur	Industrial	16	11	13	20	13	17	63	46	55	35	25	30
(d)	Anna Nagar	Residential	13	9	11	24	19	21	74	49	58	33	19	24
(e)	Adyar	Residential	11	8	10	22	17	20	64	43	50	25	18	21
(f)	Kilpauk	Commercial (Traffic-intersection)	14	8	11	24	18	21	117	45	66	69	17	31
(g)	Thiyagarayanagar	Commercial (Traffic-intersection)	15	9	11	23	19	21	72	49	58	33	20	25
(h)	Nungambakkam	Commercial (Traffic-intersection)	14	9	12	24	19	22	101	44	61	60	20	30
Annual Average Standard			50 $\mu\text{g}/\text{m}^3$			40 $\mu\text{g}/\text{m}^3$			60 $\mu\text{g}/\text{m}^3$			40 $\mu\text{g}/\text{m}^3$		

ANNEXURE – VI A_{Contd.}

STATUS OF AIR QUALITY OF IMPORTANT CITIES/ TOWNS OF TAMILNADU-UNDER NATIONAL AIR QUALITY MONITORING PROGRAMME(NAMP), ANNUAL AVERAGE CONCENTRATIONS OF AIR POLLUTANTS, 2022-2023

SI.No.	City & Location	Category	Annual Average Concentrations of Air Pollutants in $\mu\text{g}/\text{m}^3$											
			SO ₂			NO ₂			PM ₁₀			PM _{2.5}		
			Max	Min	Avg	Max	Min	Avg	Max	Min	Avg	Max	Min	Avg
2	THOOTHUKUDI													
(a)	NTPL Quarters	Residential	11	9	10	14	11	13	84	51	68	21	13	17
(b)	SIPCOT	Industrial	9	6	7	14	11	12	78	48	63	21	13	16
(c)	AVM Jewelers	Commercial	8	5	7	12	9	11	77	48	64	21	13	17
3	COIMBATORE													
(a)	District Collector's Office	Commercial	7	6	7	18	15	16	56	37	47	29	15	22
(b)	Kavundampalayam	Residential	8	6	7	17	15	16	59	44	51	31	17	23
(c)	SIDCO Building	Industrial	10	7	9	20	17	18	62	49	56	36	23	30
4	SALEM													
(a)	Siva Tower	Commercial	10	7	8	24	18	21	53	41	46	24	17	21
5	MADURAI													
(a)	Pitchai Pillai Chavadi	Industrial	21	18	20	24	20	22	83	74	79	39	31	35
(b)	Birla Guest House	Commercial	20	15	17	24	17	20	77	57	64	32	21	26
(c)	Hotel Tamil Nadu	Residential	16	14	15	19	16	17	59	50	55	25	19	22
Annual Average Standard			50 $\mu\text{g}/\text{m}^3$			40 $\mu\text{g}/\text{m}^3$			60 $\mu\text{g}/\text{m}^3$			40 $\mu\text{g}/\text{m}^3$		

ANNEXURE - VI A Contd.

STATUS OF AIR QUALITY OF IMPORTANT CITIES/ TOWNS OF TAMILNADU-UNDER NATIONAL AIR QUALITY MONITORING PROGRAMME(NAMP), ANNUAL AVERAGE CONCENTRATIONS OF AIR POLLUTANTS, 2022-2023

Sl.No.	City & Location	Category	Annual Average Concentrations of Air Pollutants in $\mu\text{g}/\text{m}^3$											
			SO ₂			NO ₂			PM ₁₀			PM _{2.5}		
			Max	Min	Avg	Max	Min	Avg	Max	Min	Avg	Max	Min	Avg
6	TRICHY													
(a)	Gandhi Park, Thennur	Commercial	13	8	11	17	12	14	51	27	40	21	10	16
(b)	Main Guard Gate	Traffic-intersection	15	12	13	19	15	17	74	52	64	34	21	27
(c)	Bishop Heber College	Sensitive	11	8	10	15	11	13	43	24	35	19	10	15
(d)	Golden Rock	Residential	12	8	10	15	12	14	47	26	38	21	10	16
(e)	Trichy Corporation Annex Building	Traffic-intersection	13	10	12	17	14	15	55	38	47	25	16	37
7	CUDDALORE													
(a)	Eachangadu Village	Residential	16	11	14	19	14	16	46	38	42	18	12	15
(b)	Imperial Road	Commercial	18	14	16	20	16	18	49	39	44	20	13	17
(c)	SIPCOT	Industrial	22	16	18	24	18	21	54	40	47	23	14	18
Annual Average Standard			50 $\mu\text{g}/\text{m}^3$			40 $\mu\text{g}/\text{m}^3$			60 $\mu\text{g}/\text{m}^3$			40 $\mu\text{g}/\text{m}^3$		

ANNEXURE - VI A Contd.

STATUS OF AIR QUALITY OF IMPORTANT CITIES/ TOWNS OF TAMILNADU-UNDER NATIONAL AIR QUALITY MONITORING PROGRAMME(NAMP), ANNUAL AVERAGE CONCENTRATIONS OF AIR POLLUTANTS, 2022-2023

SI.No.	City & Location	Category	Annual Average Concentrations of Air Pollutants in $\mu\text{g}/\text{m}^3$											
			SO ₂			NO ₂			PM ₁₀			PM _{2.5}		
			Max	Min	Avg	Max	Min	Avg	Max	Min	Avg	Max	Min	Avg
8	METTUR													
(a)	Raman Nagar	Residential	8	7	8	22	18	20	44	31	38	24	16	20
(b)	SIDCO	Industrial	14	11	13	26	21	24	54	43	48	25	18	21
Annual Average Standard			50 $\mu\text{g}/\text{m}^3$			40 $\mu\text{g}/\text{m}^3$			60 $\mu\text{g}/\text{m}^3$			40 $\mu\text{g}/\text{m}^3$		

ANNEXURE – VI B

STATUS OF AIR QUALITY OF IMPORTANT CITIES/ TOWNS OF TAMILNADU-UNDER NEW NATIONAL AIR QUALITY MONITORING PROGRAMME (NAMP), ANNUAL AVERAGE CONCENTRATIONS OF AIR POLLUTANTS, April 2022 – March 2023

Sl.No	City & Location	Category	Annual Average Concentrations of Air Pollutants in $\mu\text{g}/\text{m}^3$											
			SO ₂			NO ₂			PM ₁₀			PM _{2.5}		
			Max	Min	Avg	Max	Min	Avg	Max	Min	Avg	Max	Min	Avg
1	TIRUVANNAMALAI													
a)	O/o. DEE, TNPCB	Commercial	6	4	5	16	13	14	81	26	52	30	9	19
b)	O/o Municipal Commissioner	Commercial	6	4	5	16	13	14	73	31	50	27	11	18
c)	O/o. Joint Director, Animal Husbandry Dept.	Residential	7	5	6	17	14	15	93	46	70	36	15	25
2	SIVAGANGAI													
a)	O/o DEE, TNPCB	Commercial	12	9	10	15	12	13	38	30	34	21	15	18
b)	SIDCO Industrial Estate	Industrial	12	15	11	15	12	14	42	35	39	25	18	21
c)	Muthu Mahal Campus, Bose Road	Commercial	19	14	16	21	16	18	67	51	57	37	27	32
3	THENI													
a)	Raghavan Colony	Residential	13	10	12	19	16	18	52	39	45	27	17	22
b)	SAR – Complex, Boobathipuram Road	Commercial	15	12	13	21	18	20	64	49	56	29	22	26
c)	SIDCO Complex, Aandipatti	Industrial	17	14	15	23	20	21	72	57	64	32	25	28
4	THIRUVARUR													
a)	Thiru.V.Ka Govt.Arts College, NPM Road	Residential	14	10	12	17	13	15	46	38	42	19	12	16
b)	Near ONGC Water Plant	Industrial	18	12	20	21	15	17	49	39	44	22	12	17
c)	New Bharath Metriculation HSS	Silance	18	13	15	20	14	17	56	45	51	21	14	18
Annual Average Standard			50 $\mu\text{g}/\text{m}^3$			40 $\mu\text{g}/\text{m}^3$			60 $\mu\text{g}/\text{m}^3$			40 $\mu\text{g}/\text{m}^3$		

ANNEXURE – VIB Contd.

STATUS OF AIR QUALITY OF IMPORTANT CITIES/ TOWNS OF TAMILNADU-UNDER NEW NATIONAL AIR QUALITY MONITORING PROGRAMME(NAMP), ANNUAL AVERAGE CONCENTRATIONS OF AIR POLLUTANTS, April 2022 – March 2023

Sl. No.	City & Location	Category	Annual Average Concentrations of Air Pollutants in $\mu\text{g}/\text{m}^3$											
			SO ₂			NO ₂			PM ₁₀			PM _{2.5}		
			Max	Min	Avg	Max	Min	Avg	Max	Min	Avg	Max	Min	Avg
5	VILLUPURAM													
a)	O/o. DEE, Master Plan Complex, TNPCB	Commercial	19	12	15	21	14	17	56	46	50	22	15	19
b)	Govt. Medical College & Hospital	Sensitive	16	12	14	18	14	16	51	43	47	20	13	17
c)	University College of Engineering	Residential	16	12	14	18	14	16	46	40	43	19	13	16
6	PERAMBALUR													
a)	Govt. Head Quarters Hospital	Sensitive	11	8	10	14	12	13	41	25	33	18	10	14
b)	Aavin Parlour Building	Commercial	13	10	12	16	13	15	50	30	41	22	12	18
c)	M.M. Nagar, Perambalur	Industrial	11	8	9	15	12	14	39	22	32	18	9	14
7	DHARMAPURI													
a)	House Near Collector Office	Residential	10	7	8	26	20	23	46	30	35	25	18	21
b)	SIDCO Industrial	Industrial	11	8	10	28	23	25	53	44	49	27	20	23
c)	D.N.G. Gopal, Siddha Veerappa Chetty Street	Commercial	12	8	9	26	22	24	59	44	50	27	19	23
8	NAGERCOIL													
a)	Anna University Campus	Industrial	13	8	11	19	12	15	59	36	47	22	7	14
b)	Scott Christian College	Residential	8	4	6	13	6	9	59	32	45	13	5	9
c)	Aavin Parlour Building	Commercial	12	7	10	16	11	13	59	32	48	19	9	14
Annual Average Standard			50 $\mu\text{g}/\text{m}^3$			40 $\mu\text{g}/\text{m}^3$			60 $\mu\text{g}/\text{m}^3$			40 $\mu\text{g}/\text{m}^3$		

ANNEXURE – VII A
TNPCB – CONTINUOUS AMBIENT AIR QUALITY MONITORING STATIONS 2022-2023

Sl. No.	Station Name	Ambient Air Quality in µg/m ³																								
		SO ₂			NO ₂			PM ₁₀			PM _{2.5}			CO			O ₃			NH ₃			Benzene			
		Min	Max	Avg	Min	Max	Avg	Min	Max	Avg	Min	Max	Avg	Min	Max	Avg	Min	Max	Avg	Min	Max	Avg	Min	Max	Avg	
1	Karur	2.96	100.6	19.7	0.47	89.38	9.65	6.89	200.43	46.33	3	149.43	26.5	0.05	2.87	3.76	0.1	72.64	29.45	3.57	32.86	4.49	0	0.1	0	
2	Vandalur	10.06	554	44.75	3.73	59.03	25.85	15.21	432	77.41	1.15	339	35.96	0.24	1.05	0.62	0.85	441	8.92	8.91	91.79	16.67	-	-	-	
3	Trichy Rural	35.71	44.73	39.89	0.01	0.61	0.17	5.42	89.78	41.88	3.49	42.3	19.9	0.03	0.6	0.14	1.08	1.4	1.19	1.25	12.29	4.03	-	-	-	
4	Tirunelveli	1.58	48.94	9.93	1.12	14.27	6.45	3.16	85	38.85	1.7	120.85	22.14	0.2	2.72	1.15	1.26	20.01	9.51	1.15	43.9	12.2	0.58	1.14	0.62	
5	Ramanathapuram	6.79	82.85	9.91	2.72	6.87	2.55	7.35	144.73	47.53	8.06	121.92	17.88	0.08	5.92	0.65	8.91	22.81	14.02	3.77	16.5	8.21	-	-	-	
6	Kathivakkam	2.09	103.41	23.71	0.37	56.18	16.02	5.3	146.88	74.54	-1.36	146.88	32.81	-0.01	1.26	0.28	0.2	48	5.83	-140.82	44.31	10.69	-	-	-	
7	Tiruppur	0.16	26.27	15.79	0.22	56.56	16.57	13.38	461.28	94.15	1.86	207.47	31.14	0.01	2	0.42	5.87	52.56	21.51	0.01	34.14	0.66	-	-	-	
8	Ooty	30.98	48.59	37	0.27	38.18	11.84	6.02	131.87	53.98	6.4	70.7	27.99	0.08	1.75	0.58	3.94	62.92	8.9	0.02	33.18	6.84	-	-	-	
9	Coimbatore.	1.99	27.03	10.1	1.45	38.88	10.12	6.45	194.74	58.48	3	125.66	30.95	0.32	1.76	0.72	23.28	355.54	6.29	0.06	15.66	6.89	0.02	0.33	0.08	
10	Cuddalore Semmendam	-	-	-	0.08	34.23	7.62	2.01	225.26	43.56	1.04	180.22	27.88	0.03	2.94	0.16	1.07	3.53	1.74	0.02	78.74	7.82	0	0.14	0.01	
11	Dindigul	11.97	39.73	34.24	0.15	59	7.31	10.25	123.94	42.73	5.12	79.38	22.2	0.28	9.6	0.72	1.57	28.01	2.09	2.61	5.86	3.14	-	-	-	
12	Trichy City	2.58	60.56	27.63	0.23	17.41	3.94	11.59	126.34	58.35	2.03	89.62	25.49	0.18	1.3	0.46	0.04	82.9	19.46	2.56	15.74	9.45	0.01	0.25	0.08	
13	Ranipet	60.02	108.09	17.08	3.68	10.99	0.78	8.52	39.76	27.08	9.07	105.74	40.49	3.67	121.78	28.44	0.64	13.73	1.18	0.02	17.64	8.15	0	0.46	0.03	
14	Hosur	8.77	39.2	22.82	6.29	30.48	15.2	14.12	213.92	72.41	8.2	110.09	37.63	0.33	0.49	0.38	8.41	32.21	9.92	2.32	76.01	17.56	0	0.02	0	
15	Ariyalur	0.02	45.48	4.63	3.89	62.66	26.78	5.09	118.3	42.2	1.26	190.89	30.5	0.21	0.78	0.52	6.86	39.61	24.56	0.01	11.13	2.12	-	-	-	
16	Salem	0.73	101.56	36.5	1.31	42.07	11.45	7.02	115.82	47.88	1.35	87.29	25.53	0.07	2.26	0.55	0.51	1.4	1.11	0.62	38.16	11.06	0	0.13	0.06	
17	Nammakal	2.29	83.04	23.45	2.26	52.47	20.7	5.55	147.14	44.3	2.99	84.89	29.54	0.08	0.63	0.35	4.15	73.57	21.33	0.01	13.16	1.27	-	-	-	
18	Kanchipuram	1.13	73.31	15.63	2.48	11.37	2.81	5.27	503.53	51.47	0.43	602.39	26.16	0.03	8.79	0.37	2.39	33.6	8.11	278.08	28.41	11.62	0.01	0.54	0.12	
19	Pudukottai	1.08	29.70	19.50	1.94	23.08	6.11	10.10	249.38	49.90	0.47	91.40	19.01	0.13	1.48	0.70	0.41	50.39	3.22	0.34	12.06	4.99	0.00	0.03	0.00	
20	O/o DEE, TNPCB, Cuddalore	5.53	70	17.53	0.08	385.29	49.98	5.86	143.82	50.34	5.87	112.15	28.19	0.12	1.88	0.59	15.37	20.42	15.8	10.91	2851.55	109.18	0	0.01	0	

ANNEXURE - VII A Contd.

TNPCB – CONTINUOUS AMBIENT AIR QUALITY MONITORING STATIONS 2022-2023

Sl. No.	Station Name	Ambient Air Quality in µg/m ³																								
		SO ₂			NO ₂			PM ₁₀			PM _{2.5}			CO			O ₃			NH ₃			Benzene			
		Min	Max	Avg	Min	Max	Avg	Min	Max	Avg	Min	Max	Avg	Min	Max	Avg	Min	Max	Avg	Min	Max	Avg	Min	Max	Avg	
21	Nagapattinam	21.41	54.53	24.62	0.02	3.45	0.47	4.83	98.34	29.14	0.00	85.00	15.44	0.00	0.54	0.31	0.45	94.13	8.43	0.08	103.39	35.66	0.00	1.01	0.05	
22	Madurai	0.7	25.96	7.70	0.02	34.65	10.11	3	133.44	47.01	2.38	62.39	22.76	0.04	2.13	0.63	0.07	49.83	5.78	0.1	73.21	4.87	-	-	-	
23	Virudhunagar	23.75	50.67	34.85	2.16	20.55	9.54	2.9	115.68	36.52	0.98	58.76	18.22	1.05	1.94	1.29	2.77	3.58	3.17	0.21	12.56	2.99	0.01	0.21	0.05	
24	Thanjavur	7	74.95	14.7	0.47	8.44	2.29	8.13	112.33	43.15	2.48	89.18	22.8	0.09	0.52	0.14	8.9	70.46	25.52	0.64	20.07	4.56	-	-	-	
25	Vellore	14.53	53.08	26.81	0.06	22.23	8.35	5.5	292.93	69.21	0.15	141.48	36.23	0.13	2.03	0.46	0.48	16.09	1.54	1.79	4.72	3.12	0.04	1.22	0.43	
26	Koyambedu	3.2	18.8	11.4	2.2	18.2	11.3	37	103	69	14	50	32	-	-	-	-	-	-	0.3	23.1	9.1				
27	Royapuram	3.2	6.3	4.4	7.5	37.1	20.5	26	87	64	8	50	30	0.61	1.41	0.97	7.0	10.2	8.5	1.8	26.0	15.7	0.3	8.1	3.1	
28	Kodungaiyur	3.2	5.7	4.5	8.3	18.1	12.3	32	108	69	12	25	18	0.40	0.68	0.52	3.3	21.6	12.1	7.4	19.9	14.5	-	-	-	
29	Perungudi	3.5	5.6	4.0	2.6	14.6	8.4	28	138	73	7	49	28	0.41	0.67	0.53	5.2	30.7	14.2	5.1	29.9	16.5	0.0	0.2	0.1	
30	Gummidipoondi	4.7	13.8	8.8	2.6	21.7	10.6	21	143	65	11	85	35	-	-	-	-	-	-	8.2	24.3	14.9	-	-	-	
31	Thoothukudi	6.7	7.5	7.1	13.1	16.4	15.0	32	59	46	-	-	-	0.22	0.27	0.25	7.1	27.6	11.7	-	-	-	0.8	1.9	1.2	
32	Coimbatore	13.55	18.86	17.00	8.45	38.57	17.20	30.17	95.33	50.97	22.18	80.93	34.25	0.29	1.35	0.64	1.17	39.08	12.85	0.29	40.05	6.86	0	0.06	0.02	
33	Manali	9.27	51.23	8.52	8.71	69.02	13.35	10.74	33.8	82.22	16.02	34.53	52.44	1.75	0.03	0.68	4.92	2.08	47.25	3.79	37.21	8.19	0	0.36	14.88	
34	Perundurai	10.2	8.9	9.4	9.3	8.7	8.0	64.7	51.3	52.9	31.2	51.2	29.3	0.5	0.6	0.6	23.9	19.5	19.4	12.5	10.1	10.1	0.0	0.0	0.0	
		50 µg/m³			40 µg/m³			60 µg/m³			40 µg/m³			-----			100 µg/m³			100 µg/m³			5 µg/m³			

Annexure – VII B
Mobile van survey details from April-2022 to March-2023

S. No	From	To	Location	Remarks
1	10.04.2022	11.04.2022	RS Enterprises, Vadamangalam, Sriperumbudur	Complaint survey
2	28.04.2022	29.04.2022	National Institute of Wind Energy, Pallikarnai	Fire at dump yard
3	03.08.2022	10.08.2022	Kothari Petrochemical Ltd, Manali	Complaint survey
4	11.08.2022	22.08.2022	Balmer Lawrie & Co Ltd, Manali	Complaint survey
5	22.08.2022	29.08.2022	CETEX Petrochemicals Ltd, Manali	Complaint survey
6	30.08.2022	09.09.2022	Manali Petrochemicals Ltd, Manali	Complaint survey
7	09.09.2022	17.09.2022	Tamilnadu Petroproducts Ltd, Manali	Complaint survey
8	19.09.2022	30.09.2022	Indian Additives Ltd, Manali	Complaint survey
9	17.10.2022	21.10.2022	Corporation office, Nungambakkam	Pre-Diwali survey
10	21.10.2022	27.10.2022	Corporation office, Sowcarpet	Diwali survey
11	27.10.2022	03.11.2022	Corporation office, Triplicane	Post-Diwali survey
12	08.11.2022	10.11.2022	Siddi Raja Kandigai, Gummidipoondi	Complaint survey
13	10.11.2022	11.11.2022	NagarajaKandigai, Gummidipoondi	Complaint survey
14	17.11.2022	18.11.2022	Pappankuppam, Gummidipoondi	Complaint survey
15	03.01.2023	09.01.2023	CMR Toyotsu Aluminium India Ltd, Pillaipakkam, Sriperumbudur	Complaint survey
16	10.01.2023	14.01.2023	Times of India, Shollinganallur	Bhogi survey
17	20.01.2023	30.01.2023	STP, Mahindra world city	DEE office, MM nagar
18	31.01.2023	17.02.2023	Veerapuram village, Mahindra world city	DEE office, MM nagar
19	22.02.2023	04.03.2023	Carborundum universal ltd, Maraimalai nagar	DEE office, MM nagar
20	07.03.2023	14.03.2023	Valeo Friction Materials, India Pvt Ltd, Sengundram village	DEE office, MM nagar
21	20.03.2023	24.03.2023	PharmaZell India Pvt Ltd, MEPZ, Tambaram	DEE office, MM nagar
22	27.03.2023	31.03.2023	MEPZ, Tambaram	DEE office, MM nagar

ANNEXURE - VIII A

AMBIENT AIR QUALITY OF TAMIL NADU DURING DEEPAVALI FESTIVAL 2022

Sl. No.	Station Location	Ambient Air Quality (24 hrs average) $\mu\text{g}/\text{m}^3$											
		Pre-Deepavali (17.10.2022 to 24.10.2022)				Deepavali (24.10.2022)				Post-Deepavali (25.10.2022 to 01.11.2022)			
		PM ₁₀	PM _{2.5}	SO ₂	NO ₂	PM ₁₀	PM _{2.5}	SO ₂	NO ₂	PM ₁₀	PM _{2.5}	SO ₂	NO ₂
I	CHENNAI												
1	Triplicane (R)	75	27	9	19	512	311	20	28	86	26	10	20
2	Besant Nagar (R)	66	28	10	17	268	178	20	26	71	28	8	17
3	Nungambakkam (R)	60	27	11	20	560	432	26	22	84	38	11	20
4	Sowcarpet (M)	88	33	13	23	739	526	28	36	104	31	11	28
5	T.Nagar (C)	82	40	12	21	379	213	22	18	105	38	12	20
II	COIMBATORE												
1	District Collector Office (C)	46	21	7	18	98	48	15	29	56	27	7	17
2	Kovundampalayam (R)	55	26	8	18	110	54	16	32	51	25	6	16
III	CUDDALORE												
1	Imperial Road (M)	49	18	19	22	93	40	38	41	48	19	19	22
2	Pudupalayam (R)	48	16	17	19	90	38	37	38	46	17	18	21
IV	MADURAI												
1	Thirunagar (R)	42	18	12	17	148	42	31	40	48	21	14	20
2	Birla Vishram	55	22	15	21	174	49	38	47	63	24	18	23
V	SALEM												
1	Sarada Balamandir Boys Higher Secondary School (R)	45	20	11	17	164	34	30	50	49	23	12	17
2	Siva Tower (M)	48	22	11	15	156	42	26	48	51	23	12	15

ANNEXURE - VIII A

AMBIENT AIR QUALITY OF TAMIL NADU DURING DEEPAVALI FESTIVAL 2022

Sl. No.	Station Location	Ambient Air Quality (24 hrs average) µg/m ³											
		Pre-Deepavali (17.10.2022 to 24.10.2022)				Deepavali (24.10.2022)				Post-Deepavali (25.10.2022 to 01.11.2022)			
		PM ₁₀	PM _{2.5}	SO ₂	NO ₂	PM ₁₀	PM _{2.5}	SO ₂	NO ₂	PM ₁₀	PM _{2.5}	SO ₂	NO ₂
VI	TRICHY												
1	Ramalinga Nagar (M)	32	11	10	14	116	58	19	24	50	19	12	16
2	Gandhi Nagar (R)	42	15	15	18	128	69	22	27	54	20	14	18
VII	TIRUNELVELI												
1	Pettai (M)	51	23	7	18	87	15	10	28	52	14	8	15
2	Tirunelveli Town (R)	48	29	5	13	73	38	9	20	48	27	6	10
VIII	VELLORE												
1	Gandhi Nagar ®	35	14	5	13	71	26	9	18	71	26	9	18
2	SIDCO Industrial Estate	44	68	14	31	148	68	14	31	69	27	8	17
IX	HOSUR												
1	Intel Transit Home (R)	49	24	32	42	127	56	57	71	69	29	28	54
2	ESI Hospital (S)	62	26	35	48	96	43	50	69	78	34	29	56
X	THOOTHUKUDI												
1	Raju Nagar (R)	45	11	10	14	243	49	18	23	73	10	12	16
2	Cellisini Colony (R)	40	20	11	14	258	162	20	24	56	13	12	15
XI	DINDIGUL												
1	Rajagopal Iyengar Petrol Bunk (M)	81	35	18	24	140	48	27	34	86	35	19	24
2	Nagalpudur (R)	67	30	15	21	109	42	24	31	69	28	16	22
XII	TIRUPPUR												
1	Kumaran Complex (M)	65	27	13	17	126	68	19	36	73	28	11	<9
2	Rayapuram (R)	65	23	11	23	115	85	19	36	76	34	10	21

ANNEXURE - VIII A

AMBIENT AIR QUALITY OF TAMIL NADU DURING DEEPAVALI FESTIVAL 2022

Sl. No.	Station Location	Ambient Air Quality (24 hrs average) $\mu\text{g}/\text{m}^3$											
		Pre-Deepavali (17.10.2022 to 24.10.2022)				Deepavali (24.10.2022)				Post-Deepavali (25.10.2022 to 01.11.2022)			
		PM ₁₀	PM _{2.5}	SO ₂	NO ₂	PM ₁₀	PM _{2.5}	SO ₂	NO ₂	PM ₁₀	PM _{2.5}	SO ₂	NO ₂
XIII	NAGERCOIL												
1	Water tank road (M)	47	15	6	9	71	23	10	14	42	15	6	11
	Scott Christian College (R)	38	12	6	7	65	24	9	12	41	15	6	10
XIV	CHENGALPATTU												
	Tambaram (R)	-	-	-	-	-	-	-	-	-	-	-	-
XV	THANJAVUR												
	Arokkiya Nagar (R)	36	11	9	13	110	52	18	20	43	15	10	13
	Karunavathi Nagar (M)	38	12	11	13	118	58	18	21	46	17	11	15
Standard (24hours)	PM₁₀ - 100 $\mu\text{g}/\text{m}^3$, PM_{2.5} - 60 $\mu\text{g}/\text{m}^3$, SO₂ - 80 $\mu\text{g}/\text{m}^3$, NO₂ - 80 $\mu\text{g}/\text{m}^3$.												
	R- Residential, C - Commercial, M - Mixed Residential, S – Special Zone												

ANNEXURE - VIII B

AMBIENT AIR QUALITY IN GREATER CHENNAI CORPORATION DURING PRE-BHOGI & BHOGI 2023

Zone. No	Name of the Zone	Station Location	Pollutants concentration in $\mu\text{g}/\text{m}^3$									
			(24 hrs average) 8.00 am to 8.00 pm									
			SO ₂		NO ₂		PM ₁₀		PM _{2.5}		Pre-Bhogi	Bhogi
			Pre-Bhogi	Bhogi	Pre-Bhogi	Bhogi	Pre-Bhogi	Bhogi	Pre-Bhogi	Bhogi		
10.01.2023 to 11.01.2023	12.01.2023 to 13.01.2023	10.01.2023 to 11.01.2023	12.01.2023 to 13.01.2023	10.01.2023 to 11.01.2023	12.01.2023 to 13.01.2023	10.01.2023 to 11.01.2023	12.01.2023 to 13.01.2023	10.01.2023 to 11.01.2023	12.01.2023 to 13.01.2023	AQI Value	AQI Value	
I	Thiruvotriyur	Kathivakkam	12	14	13	16	66	174	32	83	66	177
II	Manali	Manali	14	17	14	21	79	203	36	79	79	169
III	Madhavaram	Thillai Nagar	12	17	16	21	72	197	39	76	72	165
IV	Tondiarpet	Tondiarpet	11	14	14	19	78	188	32	68	78	159
V	Royapuram	Royapuram	12	16	14	23	84	184	38	72	84	156
VI	Thiru.Vi.Ka. Nagar	Thiru.Vi.Ka. Nagar	13	15	15	17	68	150	31	78	68	160
VII	Ambattur	Ambattur	13	15	15	23	84	148	42	82	84	173
VIII	Anna Nagar	Anna Nagar	12	15	14	21	75	152	29	57	75	135
IX	Teynampet	T. Nagar	5	11	16	18	82	157	29	87	82	190
X	Kodambakkam	Kodambakkam	9	12	11	17	63	157	24	78	63	160
XI	Valasaravakkam	Zonal office	6	11	18	11	94	155	51	113	94	277
XII	Alandur	Zonal office,	4	14	15	21	70	154	28	58	70	136
XII	Adyar	Besant Nagar	6	12	12	22	63	162	33	50	63	141
XIV	Perungudi	Perungudi	11	15	17	28	82	193	22	78	82	161
XV	Shozhinganallur	Shozhinganallur	9	14	14	21	74	178	28	63	74	152
24-hour Standards			80 $\mu\text{g}/\text{m}^3$		80 $\mu\text{g}/\text{m}^3$		100 $\mu\text{g}/\text{m}^3$		60 $\mu\text{g}/\text{m}^3$			

Note: 0-50 - Good; 51-100 - Satisfactory; 101-200 - Moderately; 201-300 - Poor; 301-400 - Very Poor; 401-500 - Severe

Annexure – IX
STATUS OF WATER QUALITY UNDER NATIONAL WATER QUALITY MONITORING PROGRAMME (NWMP) FOR THE YEAR
APRIL 2022 - MARCH 2023

Classification of the water Quality as per the Designated Best Use

S.No.	Name of the Station	Station code	Apr-22	May-22	Jun-22	Jul-22	Aug-22	Sep-22	Oct-22	Nov-22	Dec-22	Jan-23	Feb-23	Mar-23
1	Ekkaduthangal	10034	E	E	E	E	E	E	E	E	E	E	E	E
2	Jafferkhanpet	10035	E	E	E	E	E	E	E	E	E	E	E	E
3	Maraimalai Adigalar Bridge	10036	E	E	E	E	E	E	E	E	E	E	E	E
4	Kotturpuram Bridge	10038	E	E	E	E	E	E	E	E	E	E	E	E
5	Near Boat Club	10039	E	E	E	E	E	E	E	E	E	E	E	E
6	Anna Nagar	10040	E	E	E	E	E	E	E	E	E	E	E	E
7	Arumbakkam	10041	E	E	E	E	E	E	E	E	E	E	E	E
8	Aminjikarai	10042	E	E	E	E	E	E	E	E	E	E	E	E
9	Poonamallee	10043	E	E	E	E	E	E	E	E	E	E	E	E
10	College Road	10044	E	E	E	E	E	E	E	E	E	E	E	E
11	Near Central Jail	10045	E	E	E	E	E	E	E	E	E	E	E	E
12	Napier Bridge	10046	E	E	E	E	E	E	E	E	E	E	E	E
13	Otteri Nullah (origin)	10047	E	E	E	E	E	E	E	E	E	E	E	E
14	Kilpauk Garden	10048	E	E	E	E	E	E	E	E	E	E	E	E
15	Erukenjeri	10049	E	E	E	E	E	E	E	E	E	E	E	E
16	Buckingham Canal X Otteri Nullah Confluence (GMR Vasavi Industries)	10051	E	E	E	E	E	E	E	E	E	E	E	E
17	Usman Road	10055												
18	Golf Course	10056	E	E	E	E	E	E	E	E	E	E	E	E
19	River Tamirabarani at Tirunelveli D/s	10062												
20	River Cauvery at	10064	B	B	B	B	B	B	B	B	A	A	A	A

Annexure – IX
STATUS OF WATER QUALITY UNDER NATIONAL WATER QUALITY MONITORING PROGRAMME (NWMP) FOR THE YEAR
APRIL 2022 - MARCH 2023

Classification of the water Quality as per the Designated Best Use

S.No.	Name of the Station	Station code	Apr-22	May-22	Jun-22	Jul-22	Aug-22	Sep-22	Oct-22	Nov-22	Dec-22	Jan-23	Feb-23	Mar-23
	Bhavani D/s													
21	River Cauvery at Erode U/s	10065	B	B	B	B	B	B	B	B	B	A	A	A
22	River Cauvery at Kumarapalayam U/s	10067	B	B	B	B	B	B	A	A	A	A	A	A
23	River Cauvery at Pallipalayam D/s	10070	C	B	B	C	C	B	B	B	A	A	A	A
24	River Cauvery at Karur U/s	10073	C	B	B	B	B	B	B	B	A	B	A	A
25	River Cauvery at Mayiladuthurai D/s	10078	*	*	C	C	C	C	B	B	B	B	A	*

* Indicates that samples were not collected due to no flow in the River.

Designated Best Use (DBU)

CPCB-Water Quality Criteria

A-Drinking Water Source without conventional treatment but after Disinfection

B-Outdoor Bathing (Organised)

C-Drinking water source after conventional treatment and disinfection

D-Propagation of wildlife and fisheries

E - Irrigation, Industrial cooling, Controlled waste Disposal.

Annexure – X A
CAUVERY RIVER - NATIONAL WATER QUALITY MONITORING PROGRAMME, NWMP - 2022-2023
Classification of the Water Quality as per the Designated Best Use

S. No	Name of the Station	Apr-22	May-22	Jun-22	Jul-22	Aug-22	Sep-22	Oct-22	Nov-22	Dec-22	Jan-23	Feb-23	Mar-23
1	Mettur	B	B	B	B	B	B	A	B	A	B	B	A
2	Pallipalayam	B	B	B	B	B	B	B	A	A	B	A	A
3	Musiri Borewell	B	*	*	*	*	*	B	B	B	*	*	*
4	Musiri Ferrygate	B	B	B	B	B	B	B	B	B	A	A	A

* Indicates that the samples were not collected due to no flow in the River.

Designated Best Use (DBU)

CPCB-Water Quality Criteria

A - Drinking Water Source without conventional treatment but after Disinfection

B - Outdoor Bathing (Organised)

C - Drinking water source after conventional treatment and disinfection

D – Propagation of wildlife and fisheries

E - Irrigation, Industrial cooling, Controlled waste Disposal.

Annexure – X B
CAUVERY RIVER - NATIONAL WATER QUALITY MONITORING PROGRAMME, NWMP - 2022-2023
Classification of the Water Quality as per the Designated Best Use

S. No.	Name of the Station	Apr-22	May-22	Jun-22	Jul-22	Aug-22	Sep-22	Oct-22	Nov-22	Dec-22	Jan-23	Feb-23	Mar-23
1	Badrakali Amman koil	B	B	B	B	B	B	B	A	A	A	A	A
2	Sirumugai	B	B	B	B	B	A	A	A	A	B	B	A
3	Bhavani Sagar	A	A	A	A	A	A	A	B	B	A	A	A
4	Bhavani	B	B	B	B	B	B	B	B	A	A	*	A
5	R.N. Pudur	B	B	*	B	B	B	B	B	A	B	B	A
6	Vairapalayam	A	A	A	A	A	A	A	B	B	B	B	B
7	P.Velur	B	B	B	B	B	B	B	A	A	A	A	A
8	Mohanur	B	B	B	B	B	B	B	A	A	A	A	A
9	Madathukulam	A	A	A	A	A	A	A	A	A	B	B	A
10	Thirumukkudal	B	B	B	B	B	B	B	B	A	A	A	A
11	Trichy U/S	B	B	B	B	C	C	B	B	A	A	A	A
12	Trichy D/S	*	C	C	C	C	C	B	B	B	A	A	A
13	Grand Anaicut	*	C	C	C	C	C	B	B	B	A	A	A
14	Coleroon	*	*	*	*	*	*	*	B	B	B	B	B
15	Pitchavaram	*	*	*	*	*	*	*	B	B	B	B	B
16	Karunthattankudi	B	B	B	B	B	B	B	A	A	*	A	*

* Indicates that the samples were not collected due to no flow in the River

Designated Best Use (DBU)

CPCB-Water Quality Criteria

A - Drinking Water Source without conventional treatment but after Disinfection

B - Outdoor Bathing (Organised)

C - Drinking water source after conventional treatment and disinfection

D – Propagation of wildlife and fisheries

E - Irrigation, Industrial cooling, Controlled waste Disposal.

Annexure – X C
CAUVERY RIVER - NATIONAL WATER QUALITY MONITORING PROGRAMME, NWMP - 2022-2023
Classification of the water Quality as per the Designated Best Use

S. No	Name of the Station	Apr-22	May-22	Jun-22	Jul-22	Aug-22	Sep-22	Oct-22	Nov-22	Dec-22	Jan-23	Feb-23	Mar-23
1	Kumarapalayam	B	A	B	B	B	B	A	A	B	A	A	A
2	Urrachikottai	B	B	B	B	B	B	B	B	A	B	B	A
3	Chirampalayam	B	B	B	B	B	B	B	A	A	A	A	A
4	Pugalur	B	B	B	B	B	B	B	B	A	B	A	A
5	Pettavaithalai	*	B	B	B	B	B	B	B	A	A	A	A
6	Kumbakonam	C	B	B	B	B	B	B	A	B	*	*	*
7	Mayiladuthurai	*	*	C	C	C	C	B	B	B	B	A	*
8	Sathiyamanagalam	A	A	A	A	A	A	A	A	A	A	A	A
9	Kalingalrayan Canal (B5)	B	B	B	B	B	B	B	B	B	B	B	A
10	Kalingalrayan Canal (B10)	B	B	*	B	B	B	B	B	A	A	A	A
11	Uthamasollapuram	B	B	B	B	B	B	B	B	B	B	B	B
12	Thulukannur	B	B	B	B	B	B	B	B	B	B	B	B
13	Edappadi	B	*	B	C	C	B	B	B	B	B	B	B

* Indicates that the samples were not collected due to no flow in the River

Designated Best Use (DBU)

CPCB-Water Quality Criteria

A - Drinking Water Source without conventional treatment but after Disinfection

B - Outdoor Bathing (Organised)

C - Drinking water source after conventional treatment and disinfection

D – Propagation of wildlife and fisheries

E - Irrigation, Industrial cooling, Controlled waste Disposal.

Annexure - XI
STATUS OF RIVER TAMIRAPARANI- NATIONAL WATER QUALITY MONITORING PROGRAMME NWMP - 2022-2023
Classification of the water Quality as per the Designated Best Use

S. No	Name of the Station	Apr-22	May-22	Jun-22	Jul-22	Aug-22	Sep-22	Oct-22	Nov-22	Dec-22	Jan-23	Feb-23	Mar-23
1	Papanasam	A	A	A	A	A	A	A	A	A	A	A	A
2	Cheranmadevi	A	A	A	A	A	A	A	A	A	A	A	A
3	Kokirakulam	A	A	A	A	A	A	A	A	A	A	A	A
4	Murapanadu	A	A	A	A	A	A	A	A	A	A	A	A
5	Thiruvaidaimarudur	A	A	A	A	A	A	A	A	A	A	A	A
6	Ambasamudram	A	A	A	A	A	A	A	A	A	A	A	A
7	Author	A	A	A	A	A	A	A&B	A	A	A	A	A
8	Eral	C	B	A	A	A	A&B	A	A&B	A	A	A	A&B
9	Kallidai Kurichi	A	A	A	A	A	A	A	A	A	A	A	A
10	Srivaikuntam	B	A	A	A	A	A	A	A	A	A	A	A
11	Vellakovil	A	A	A	A	A	A	A	A	A	A	A	A
12	Seevalaperi	A	A	B	A	A	A	B	A	A	A	A	A

* Indicates that the samples were not collected due to no flow in the River

Designated Best Use (DBU)

CPCB-Water Quality Criteria

A - Drinking Water Source without conventional treatment but after Disinfection

B - Outdoor Bathing (Organised)

C - Drinking water source after conventional treatment and disinfection

D – Propagation of wildlife and fisheries

E - Irrigation, Industrial cooling, Controlled waste Disposal

Annexure – XII

STATUS OF RIVER PALAR - NATIONAL WATER QUALITY MONITORING PROGRAMME, NWMP - 2022-2023

Classification of the water Quality as per the Designated Best Use

S.NO	Name of the Station	Apr-22	May-22	Jun-22	Jul-22	Aug-22	Sep-22	Oct-22	Nov-22	Dec-22	Jan-23	Feb-23	Mar-23
1	Vaniyambadi Head works	*	B	A	A	A	C	A	A	B	B	B	*

* Indicates that the samples were not collected due to no flow in the River

Designated Best Use (DBU)

CPCB-Water Quality Criteria

A - Drinking Water Source without conventional treatment but after Disinfection

B - Outdoor Bathing (Organised)

C - Drinking water source after conventional treatment and disinfection

D – Propagation of wildlife and fisheries

E - Irrigation, Industrial cooling, Controlled waste Disposal

Annexure – XIII
STATUS OF LAKES- NATIONAL WATER QUALITY MONITORING PROGRAMME, NWMP 2022-2023
Classification of the water Quality as per the Designated Best Use

S. No	Name of the Lake	Apr-22	May-22	Jun-22	Jul-22	Aug-22	Sep-22	Oct-22	Nov-22	Dec-22	Jan-23	Feb-23	Mar-23
1	Udhagamandalam	B	B	B	B	B	B	B	B	B	B	B	B
2	Kodaikanal	B	A	A	B	B	A	B	A	A	A	A	A
3	Yercaud	C	B	B	B	B	B	B	A	A	A	A	A
4	Veeranam	A	*	*	A	B	B	A	A	B	B	B	B
5	Poondi	A	A	A	A	B	A	A	A	A	A	A	A
6	Redhills	A	A	B	B	B	A	A	A	A	A	A	A
7	Porur	B	A	A	B	A	A	A	B	B	B	A	A
8	Pulicat	A	B	B	B	A	B	A	B	A	A	A	A

* indicates that the samples were not collected due to Dry condition of the Lake.

Designated Best Use (DBU)

CPCB-Water Quality Criteria

A - Drinking Water Source without conventional treatment but after Disinfection

B - Outdoor Bathing (Organised)

C - Drinking water source after conventional treatment and disinfection

D – Propagation of wildlife and fisheries

ANNEXURE - XIV A

ADYAR RIVER WATER QUALITY (UNDER CHENNAI CITY WATER WAYS PROGRAMME) 2022-2023

Sl. No.	Collecting Place	Values in Range							
		pH	Conductivity µmhos/cm	TSS mg/L	TDS mg/L	Chlorides mg/L	Ammonical Nitrogen mg/L	BOD mg/L	COD mg/L
Sample taken from River									
1	Alandur Abraham Bridge (Downstream)	7.02~7.49	923~2028	8~48	290~1034	80~295	2.0~17.36	6~29	40~144
2	Thiru Vi Ka Bridge (Downstream)	6.88~7.83	540~28800	14~216	304~20190	80~13296	2.0~11.76	8~108	72~280
Sample taken from Industrial Outfalls									
3	Nesapakkam STP(23 MLD Outlet)	7.25~9.95	776~8110	2~18	462~4706	117~1930	2~3.36	3~13	16~72
4	Nesapakkam STP (40 MLD Outlet)	7.53~9.88	1474~3700	2~26	754~2132	190~1010	2~15.68	3~12	24~72
5	Nesapakkam STP (54 MLD Outlet)	7.67~10.16	880~4910	2~12	520~2930	126~1140	2~4.56	3~10	32~72

ANNEXURE - XIV B

BUCKINGHAM CANAL WATER QUALITY (UNDER CHENNAI CITY WATER WAYS PROGRAMME) 2022-2023

Sl. No.	Collecting Place	Values in Range							
		pH	Conductivity μ mhos/cm	TSS mg/L	TDS mg/L	Chlorides mg/L	Ammonical Nitrogen mg/L	BOD mg/L	COD mg/L
Sample taken from Canal									
1	Wallaja Road Bridge	6.69~7.53	1569~2790	62~232	954~1666	240~485	11.2~27.44	11~234	96~832
Sample taken from Industrial Outfalls									
2	Kodungaiyur STP (40 MLD Outlet)	6.94~7.80	841~2220	6~34	660~1256	140~400	2.0~22.4	6~23	24~120
3	Kodungaiyur STP (80 MLD Outlet)	6.91~7.90	1132~2410	8~38	654~1416	175~525	9.52~25.2	7~19	40~128
4	Kodungaiyur STP (110 MLD Outlet)	7.10~7.60	1122~2470	2~30	638~1362	177~405	2.0~20.16	7~17	32~96

ANNEXURE - XIV C

COOUM RIVER WATER QUALITY (UNDER CHENNAI CITY WATER WAYS PROGRAMME) 2022-2023

Sl. No.	Collecting Place	Values in Range							
		pH	Conductivity μ mhos/cm	TSS mg/L	TDS mg/L	Chlorides mg/L	Ammonical Nitrogen mg/L	BOD mg/L	COD mg/L
Sample taken from River									
1	Thirumangalam Causeway (Downstream)	6.45~7.55	683~2029	22~316	398~1126	80~370	2.24~29.68	12~252	56~728
2	Chitra Talkies Bridge (Downstream)	6.75~7.78	883~2580	14~486	514~1318	120~473	3~23.52	8~82	32~328
3	Napier Bridge (Downstream)	6.84~7.95	1402~18590	12~126	786~10052	220~5248	6.16~21.84	7~54	40~296
Sample taken from Industrial Outfalls									
4	Koyambedu STP (34 MLD Outlet)	7.21~8.47	1154~2088	2~10	640~1186	191~430	2~14.0	2~17	16~104
5	Koyambedu STP (60 MLD Outlet) (July-2022)	7.04~7.94	1490~2350	2~12	878~1340	250~390	2~18.48	4~12	24~96
6	Koyambedu STP (120 MLD Outlet)	6.90~8.40	887~2140	4~198	468~1192	112~350	2~25.2	3~180	16~520
7	Koyambedu STP(120 MLD Inlet) (Nov-2022)	6.93~7.65	929~1857	6~268	502~1084	153~303	4.48~21.28	8~162	48~400

ANNEXURE - XIV D

OTTERI NULLAH WATER QUALITY (UNDER CHENNAI CITY WATER WAYS PROGRAMME) 2022-2023

Sl. No.	Collecting Place	Values in Range							
		pH	Conductivity µmhos/cm	TSS mg/L	TDS mg/L	Chlorides mg/L	Ammonical Nitrogen mg/L	BOD mg/L	COD mg/L
Sample taken from Nullah									
1	Asprin Garden Bridge (Downstream)	6.87~7.70	788~2780	12~242	498~1472	114~450	6~28.56	10~120	72~456
2	Vyasarpadi Road Bridge (Downstream)	6.73~7.75	922~2280	10~672	550~1286	140~410	5.6~22.4	13~216	34~640

Annexure - XV

Annual Report for NWMP Coastal locations for the period of April 2022 to March 2023

S. No	Name of the Station	Apr-22	May-22	Jun-22	Jul-22	Aug-22	Sep-22	Oct-22	Nov-22	Dec-22	Jan-23	Feb-23	Mar-23
1	Ennore Creek	SW- I	SW- I	SW- I	SW- I	SW- I	SW- I	SW- I	SW- I	SW- I	SW- I	SW- I	SW- I
2	Alamparaikuppam	SW-I	SW-I	SW-I	SW-I	SW-I	SW-I	SW-I	SW-I	SW-I	SW-I	SW-I	SW-I
3	Thalngadu	SW-I	SW-I	SW-I	SW-I	SW-I	SW-I	SW-I	SW-I	SW-I	SW-I	SW-I	SW-I
4	Kottakuppam	SW-I	SW-I	SW-I	SW-I	SW-I	SW-I	SW-I	SW-I	SW-I	SW-I	SW-I	SW-I
5	Tharangambadi Beach	SW-I	SW-I	SW-I	SW-I	SW-I	SW-I	SW-I	SW-I	SW-I	SW-I	SW-I	SW-I
6	Vellankanni	SW-I	SW-I	SW-I	SW-I	SW-I	SW-I	SW-I	SW-I	SW-I	SW-I	SW-I	SW-I
7	Kollidam	SW-I	SW-I	SW-I	SW-I	SW-I	SW-I	SW-I	SW-I	SW-I	SW-I	SW-I	SW-I
8	Muthupettai	SW-II	SW-II	SW-II	SW-II	SW-II	SW-II	SW-II	SW-II	SW-II	SW-II	SW-II	SW-II
9	Lagoon Nearby the Coast Line	SW-II	SW-II	SW-II	SW-II	SW-II	SW-II	SW-II	SW-II	SW-II	SW-II	SW-II	SW-II
10	Adiramapattinam	SW-II	SW-II	SW-II	SW-II	SW-II	SW-II	SW-II	SW-II	SW-II	SW-II	SW-II	SW-II
11	Kezhathottam	SW-II	SW-II	SW-II	SW-II	SW-II	SW-II	SW-II	SW-II	SW-II	SW-II	SW-II	SW-II
12	Mallipatanam	SW-II	SW-II	SW-II	SW-II	SW-II	SW-II	SW-II	SW-II	SW-II	SW-II	SW-II	SW-II
13	Kottaipattinam	SW-II	SW-II	SW-II	SW-II	SW-II	SW-II	SW-II	SW-II	SW-II	SW-II	SW-II	SW-II
14	Rameswaram	SW-II	SW-II	SW-II	SW-II	SW-II	SW-II	SW-II	SW-II	SW-II	SW-II	SW-II	SW-II
15	Erwadi	SW-II	SW-II	SW-II	SW-II	SW-II	SW-II	SW-II	SW-II	SW-II	SW-II	SW-II	SW-II
16	Thiruchendur	SW-II	SW-II	SW-II	SW-II	SW-II	SW-II	SW-II	SW-II	SW-II	SW-II	SW-II	SW-II
17	Punnakayal	SW-II	SW-II	SW-II	SW-II	SW-II	SW-II	SW-II	SW-II	SW-II	SW-II	SW-II	SW-II
18	Vembar	SW-II	SW-II	SW-II	SW-II	SW-II	SW-II	SW-II	SW-II	SW-II	SW-II	SW-II	SW-II
19	Uvari	SW-II	SW-II	SW-II	SW-II	SW-II	SW-II	SW-II	SW-II	SW-II	SW-II	SW-II	SW-II
20	Kanyakumari	SW-II	SW-II	SW-II	SW-II	SW-II	SW-II	SW-II	SW-II	SW-II	SW-II	SW-II	SW-II

Annexure - XV

Annual Report for NWMP Coastal locations for the period of April 2022 to March 2023

S. No	Name of the Station	Apr-22	May-22	Jun-22	Jul-22	Aug-22	Sep-22	Oct-22	Nov-22	Dec-22	Jan-23	Feb-23	Mar-23
21	Keezhamanakudy	SW-II	SW-II	SW-II	SW-II	SW-II	SW-II	SW-II	SW-II	SW-II	SW-II	SW-II	SW-II
22	Thangapattinam	SW-II	SW-II	SW-II	SW-II	SW-II	SW-II	SW-II	SW-II	SW-II	SW-II	SW-II	SW-II
23	Santhome Beach	SW-II	SW-II	SW-II	SW-II	SW-II	SW-II	SW-II	SW-II	SW-II	SW-II	SW-II	SW-II
24	Injambakkam	SW-III	SW-III	SW-III	SW-III	SW-III	SW-III	SW-III	SW-III	SW-III	SW-III	SW-III	SW-III
25	Mamallapuram	SW-III	SW-III	SW-III	SW-III	SW-III	SW-III	SW-III	SW-III	SW-III	SW-III	SW-III	SW-III
26	Kalpakkam	SW-III	SW-III	SW-III	SW-III	SW-III	SW-III	SW-III	SW-III	SW-III	SW-III	SW-III	SW-III
27	Cuddalore	SW-III	SW-III	SW-III	SW-III	SW-III	SW-III	SW-III	SW-III	SW-III	SW-III	SW-III	SW-III
28	Pichavaram	SW-III	SW-III	SW-III	SW-III	SW-III	SW-III	SW-III	SW-III	SW-III	SW-III	SW-III	SW-III
29	Koodankulam	SW-III	SW-III	SW-III	SW-III	SW-III	SW-III	SW-III	SW-III	SW-III	SW-III	SW-III	SW-III
30	Tiruvottiyur	SW-IV	SW-IV	SW-IV	SW-IV	SW-IV	SW-IV	SW-IV	SW-IV	SW-IV	SW-IV	SW-IV	SW-IV
31	Chennai Port Trust	SW-IV	SW-IV	SW-IV	SW-IV	SW-IV	SW-IV	SW-IV	SW-IV	SW-IV	SW-IV	SW-IV	SW-IV
32	Nagapattinam	SW-IV	SW-IV	SW-IV	SW-IV	SW-IV	SW-IV	SW-IV	SW-IV	SW-IV	SW-IV	SW-IV	SW-IV
33	Tuticorin	SW-IV	SW-IV	SW-IV	SW-IV	SW-IV	SW-IV	SW-IV	SW-IV	SW-IV	SW-IV	SW-IV	SW-IV
34	Colachel	SW-IV	SW-IV	SW-IV	SW-IV	SW-IV	SW-IV	SW-IV	SW-IV	SW-IV	SW-IV	SW-IV	SW-IV

Water Quality Standards for Coastal Waters Marine Outfalls

Class	Designated best use	Parameters & Standards
SW - I	Salt pans, Shell fishing, Mariculture and Ecologically Sensitive Zone.	pH - 6.5-8.5; D.O - minimum 5.0 mg/l; Oil and Grease -0.1 mg/l; Heavy metals (Hg, Pb, Cd) - 0.01 mg/l
SW - II	Bathing, Contact Water Sports and Commercial fishing.	pH - 6.5-8.5; D.O - minimum 4.0 mg/l; Turbidity - 31 NTU; Fecal Coliform- 100/100 ml (MPN); B.O.D at 27°C -3 mg/l
SW - III	Industrial cooling, Recreation (non-contact) and Aesthetics.	pH - 6.5-8.5; D.O - minimum 4.0 mg/l ; Turbidity - 31 NTU; Fecal Coliform- 100/100 ml (MPN); B.O.D at 27°C -3 mg/l
SW - IV	Harbour	pH - 6.5-9; D.O- minimum 3.0 mg/l; Fecal Coliform- 500/100 ml (MPN)
SW - V	Navigation and Controlled Waste Disposal.	pH - 6.0-9; D.O- minimum 3.0 mg/l; Fecal Coliform- 500/100 ml (MPN)

Annexure – XVI A

AVERAGE VALUES OF AMBIENT NOISE LEVELS IN CHENNAI CITY - DAY TIME FOR APRIL 2022- MARCH 2023

All values in Leq dB(A)

	Eye Hospital Egmore (S)	Guindy (I)	Pallikaranai (C)	Perambur (C)	Sowcarpet (C)
Avg.	64	67	67	56	54
Max.	76	74	87	70	70
Min.	57	62	37	37	34
	T. Nagar (S)	Triplicane (R)	Velachery (C)	Washermanpet (C)	Annanagar (S)
Avg.	67	61	63	67	55
Max.	90	97	87	90	108
Min.	55	23	38	37	22
	S- Sensitive	R – Residential	I – Industrial	C – Commercial	

Ambient air quality standards for noise level	
Category of Area/ Zone	Leq dB(A)Night time
Industrial Area	70
Commercial Area	55
Residential Area	45
Sensitive Zone	40

Annexure – XVI B

AVERAGE VALUES OF AMBIENT NOISE LEVELS IN CHENNAI CITY - NIGHT TIME FOR APRIL 2022- MARCH 2023

All values in Leq dB(A)

	Eye Hospital Egmore (S)	Guindy (I)	Pallikaranai (C)	Perambur (C)	Sowcarpet (C)
Avg.	64	65	67	54	55
Max.	75	72	79	65	68
Min.	57	58	48	29	40
	T. Nagar (S)	Triplicane (R)	Velachery (C)	Washermanpet (C)	Annanagar (S)
Avg.	64	60	61	66	55
Max.	90	89	87	90	93
Min.	53	23	33	35	24
	S- Sensitive	R – Residential	I – Industrial	C – Commercial	

Ambient air quality standards for noise level	
Category of Area/ Zone	Leq dB(A)Night time
Industrial Area	70
Commercial Area	55
Residential Area	45
Sensitive Zone	40

PART- II
ANNUAL STATEMENT OF
ACCOUNTS
2022 -2023

The Annual Statement of Accounts comprising the Balance Sheet as at 31st March 2023, the Income & Expenditure Statement and Receipts & Payments Account for the year then ended have been audited by the Tvl. N.Muthukumaraswamy & Co. (MD0959), Chartered Accountants, No.28, 1st Floor, Sourashthra Nagar, 2nd Street, Choolaimedu, Chennai-600 094, Tamil Nadu who had been appointed in exercise of the powers conferred by sub-section (3) of section 40 of the Water (Prevention and Control of Pollution) Act, 1974 (Central Act 6 of 1974) on the advice of the Comptroller and Auditor General of India. As required by sub-section (7) of section 40 of the Water (Prevention and Control of Pollution) Act, 1974 (Central Act 6 of 1974), the same along with the Audit Report thereon is being submitted to the State Government which shall cause the same to be laid before the State Legislature.

**AUDITOR'S REPORT TO THE MEMBERS OF THE
TAMILNADU POLLUTION CONTROL BOARD FOR THE YEAR ENDED 31st MARCH 2023.**

We have audited the attached Balance Sheet of Tamil Nadu Pollution Control Board as at March 31, 2023 and also the Receipts and Payments account and Income and Expenditure Account for the year ended on that date annexed thereto.

These financial statements are the responsibility of the entity's management. Our responsibility is to express an opinion on these financial statements based on our audit.

We conducted our audit in accordance with the auditing standards generally accepted in India. Those Standards require that we plan and perform the audit to obtain reasonable assurance about whether the financial statements are free of material misstatement. An audit includes examining, on a test basis, evidence supporting the amounts and disclosures in the financial statements. An audit also includes assessing the accounting principles used and significant estimates made by the management as well as evaluating the overall presentation of financial statements. We believe that our audit provides a reasonable basis for our opinion.

We report that:

1. We have obtained all the information and explanations which to the best of our knowledge and belief were necessary for the purposes of our audit.
2. In our opinion proper books of account as required by law have been kept by the Board in so far as it appears from our examination of those books.
3. The attached Balance Sheet, Receipts and Payments account and Income and Expenditure account which are set out as provided in Rule 36 of the Tamil Nadu Water (Prevention and Control of Pollution) Rules, 1983, and dealt with by this report, are in agreement with the books of account.
4. In our opinion and to the best of information and according to the explanations given to us, the accounts read with the schedules thereto and the notes thereon attached hereto are subject to the following:
 - a. *Refer point No. II (d) of the notes to accounts with respect to Internal Audit and Internal Control. The Internal Audit wing is not commensurate with the size and*

nature of this organization. The Internal Audit wing has not furnished the report for the year under audit.

- b. Refer point No. II (f) of the notes to accounts with respect to Land advance..*
- c. Refer point No. II (g) of the notes to accounts with respect to Advance to suppliers for purchase of fixed assets and other expenditure for an amount of Rs.5.53 crores requires adjustment in the books of accounts.*
- d. Refer point No. II (h) of the notes to accounts with respect to non recoverability of cess amounting to Rs.696.64 crores due from Thermal Stations and local bodies Rs.154.34 crores.*
- e. Refer point No.III- Others (a) of the notes to accounts with respect to funds released to various pollution related projects: Completion / Utilization Certificate may have to be obtained from concerned authorities.*
- f. The entity follows cash basis of accounting for Consent Fees. Consent Fees Received in Advance as on 31-03-2023 is Rs.322.12 crores. This is treated as Liability.*

Give the information required by the **Tamil Nadu Water (Prevention and Control of Pollution) Rules,1983**, in the manner so required and give a true and fair view in conformity with the accounting principles generally accepted in India:

- (a) In the case of Balance Sheet, of the State of affairs of the Board as at March 31st 2023,
- (b) In the case of the Receipts and Payments account, of the total receipts and payments of the Board for the year ended 31st March 2023 and
- (c) In the case of the Income and Expenditure account, of the excess of Income over Expenditure for the year ended 31st March 2023

Place: Chennai

Date: 30-09-2023

for and behalf of N. Muthukumaraswaamy & Co.,

Chartered Accountants (FR No. 012039S)

Sd/-

Na. Muthukumar, Partner [M.No. 209125]

UDIN – 23209125BGWZUK2783.

TAMIL NADU POLLUTION CONTROL BOARD, CHENNAI-600 032.
RECEIPTS AND PAYMENTS FOR THE YEAR ENDED 31st MARCH 2023.

[See Rule 36 of Tamil Nadu Water (Prevention and control of Pollution) Rules 1983.]

Previous Year	RECEIPTS	TOTAL OF SUB HEAD	TOTAL OF MAJOR HEADS	Previous Year	PAYMENTS	TOTAL OF SUB HEAD	TOTAL OF MAJOR HEADS
Rs.		Rs.	Rs.	Rs.		Rs.	Rs.
	A. OPENING BALANCE				A. CAPITAL EXPENDITURE		
91,96,97,896	a. Bank	56,09,40,616		734,37,140	a. Assets - Land and Building	13,11,79,281	
1,820	b. Cash	1,194		61,36,568	b. Laboratory Equipment	40,65,629	
48,11,21,100	c. Bank (Court Deposit)	41,46,49,341	97,55,91,151	...	c. Vehicles	5,86,44,775	
				14,51,967	d. Furniture	21,58,931	
	B. GRANTS RECEIVED			75,15,811	e. Office Appliance	40,05,818	
...	a. From Government	...		1,93,347	f. Library Books	2,47,950	
...	b. From other Agencies	g. Electrical Installation	1,52,892	
...	c. Schemes	h. Computer	60,89,760	
				11,80,118	i. Software	15,66,887	20,81,11,923
	C. FEES				B. REVENUE EXPENDITURE		
...	a. Consultant Registration Fees	...			A. ADMINISTRATIVE		
...	b. Cost of Application	...		50,06,53,342	a. Salaries	61,75,33,944	
171,71,82,840	c. Consent Fees	180,46,58,955		5,35,18,332	b. Pension & Gratuity	10,14,93,365	
2,42,218	d. Cess Collection	9,35,803		...	c. Surrender Leave Salary	...	
...	e. Fees for handling H. Waste	...	180,55,94,758	5,54,750	d. Bonus	7,25,000	
				39,39,162	e. Medical Expenses	30,59,128	72,28,11,437
	D. FEES FROM LABORATORY				B. BOARD LABORATORY		
19,33,58,184	Lab Analysis Charges (<i>Schedule -A</i>)		31,85,22,604	10,36,964	a. Running Expenses of Lab.	18,59,739	
				16,87,069	b. Lab. Chemicals etc.	25,55,352	44,15,091
140,53,05,136	E. INTEREST ON INVESTMENT		189,48,81,093		C. RUNNING & MAINTAINCE OF VEHICLE		3,47,48,087
				3,30,93,805			
	F. MISCELLANEOUS						
3,98,75,532	a. Others (<i>Schedule-B</i>)	2,20,46,388	2,20,46,388				
	b. Cess Re-imburement	...					
475,67,84,725	C/O		501,66,35,994	68,43,98,375	C/O		97,00,86,538

TAMIL NADU POLLUTION CONTROL BOARD, CHENNAI-600 032.
RECEIPTS AND PAYMENTS FOR THE YEAR ENDED 31st MARCH 2023. (Cont.)

[See Rule 36 of Tamil Nadu Water (Prevention and control of Pollution) Rules 1983.]

Previous Year	RECEIPTS	TOTAL OF SUBHEAD	TOTAL OF MAJOR HEADS	Previous Year	PAYMENTS	TOTAL OF SUBHEAD	TOTAL OF MAJOR HEADS
Rs. 475,67,84,725	B/F	Rs.	Rs. 501,66,35,994	Rs. 68,43,98,375	B/F	Rs.	Rs. 97,00,86,538
-							
7,09,146	G. DEPOSITS AND ADVANCES			1,20,06,195	D. MAINTENANCE AND REPAIRS		
33,13,959	a. Earnest Money Deposit	11,23,722		202,169	a. Buildings	1,28,37,376	
33,877	b. Security Deposits	...		24,40,897	b. Furniture & Fixture	151,920	
866,27,90,506	c. Advance to Staff (Schedule - C)	...		16,22,676	c. Scientific Instruments	36,37,029	
	d. Short Term Deposit	1,748,11,14,141	1,748,22,37,863	9,54,979	d. Office Appliance	24,43,382	
				6,44,337	e. Electrical Installation	12,63,895	
191,54,48,512	H. OTHERS (Schedule - D)		161,90,03,143	21,03,111	f. Insurance of Assets	6,39,428	
					g. Other Assets	27,85,345	2,37,58,375
21,96,929	I. RENT		7,81,957	37,39,895	E. LAW CHARGES		2,93,77,435
				2,36,000	F. AUDIT FEES		2,36,000
				93,16,69,249	G. MISCELLANEOUS (Schedule-E)		103,26,54,041
				...	C. CESS REMITTANCE		...
				54,93,467	D. ADVANCE(Schedule - F)		98,75,401
				1,181,33,66,514	E. DEPOSITS		
				10,74,08,640	a. Short Term Deposits	1,952,26,30,075	
					b. Others (Schedule - G)	25,59,26,249	1,977,85,56,324
				79,94,00,000	F. TNPCB Employees Pension Fund Trust		140,80,00,000
				...	G. TNPCB Employees EL Encashment Fund Trust		10,00,01,000
				3,35,77,053	H. CLOSING BALANCE		
				94,20,02,904	a. Bank	76,00,71,853	
				1,194	b. Bank Deposits (Court) (Schedule-H)	60,29,729	
				10,000	c. Cash	,12,260	
					d. Funds in Transit	...	76,61,13,842
1,534,12,77,655	Total		2,411,86,58,957	1,534,12,77,655	Total		2,411,86,58,957

Place : Chennai - 600 032.

Date : 30-09-2023.

FOR AND ON BEHALF OF THE BOARD

V.Anbazhagan, M.A.[Eco.], B.L.,
Financial Adviser

R. Kannan, M.Tech.,
Member Secretary

Dr. Jayanthi M., I.F.S.,
Chairperson

Na.Muthukumar, B.Com., F.C.A., DISA.,
Partner [M.No.209125]

Subject to our report of even date & Schedules + Notes attached
for and on behalf of **N. Muthukumaraswaamy & Co., (Firm Regn. No. 012039S)**

Chartered Accountants

TAMIL NADU POLLUTION CONTROL BOARD, CHENNAI-600 032.
ANNUAL STATEMENT OF ACCOUNT - INCOME AND EXPENDITURE FOR THE YEAR ENDED 31st MARCH 2023.

[See Rule 36 of Tamil Nadu Water (Prevention and control of Pollution) Rules 1983.]

Previous Year Rs.	EXPENDITURE	TOTAL OF SUB HEAD Rs.	TOTAL OF MAJOR HEADS Rs.
	A. Administrative		
36,83,11,069	a. Pay of Establishment	40,77,89,411	
13,62,70,450	b. Allowance & Honororia (<i>Schedule-I</i>)	31,53,05,531	
84,35,83,695	c. Contribution to Pension, Gratuity, Commutation of Pension & UEL on P.A., etc.	140,06,74,702	
	d. Surrender Leave Salary	...	212,37,69,644
43,31,771	B. Running Expenses of Labs.		73,92,566
3,39,70,159	C. Running & Maintenance of Vehicle (<i>Schedule-J</i>)		3,54,87,792
	D. Maintenance and Repairs		
202,284	a. Furniture and Fixtures	152,624	
22,51,251	b. Lab. Equipments and Instruments	36,38,762	
15,82,613	c. Office Appliance	24,32,482	
8,71,585	d. Electrical Installation	13,88,587	
1,16,90,683	e. Building	1,37,04,639	
21,25,391	f. Computers & Accessories	31,12,705	2,44,29,799
4,44,747	E. Fees to Consultants and Specialists		70,08,467
33,42,395	F. Law Charges		322,93,535
2,36,000	G. Fees for Audit		2,36,000
90,18,04,705	H. Miscellaneous(<i>Schedule-K</i>)		102,52,34,552
10,82,14,465	I. Depreciation		7,55,66,518
17,38,03,022	J. Prior Period Adjustment Account		49,12,823
97,16,05,087	K. Excess of Income over Exp. trf to B/S		149,81,94,202
356,46,41,371	Total		483,45,25,899

Previous Year Rs.	INCOME	TOTAL OF SUB HEAD Rs.	TOTAL OF MAJOR HEADS Rs.
	A. Grants received		
...	a. From Government	...	
...	b. From other Agencies	...	
...	Less: Amount utilised for Capital Expenditure	...	
...	Net Grant available for Revenue Expenditure
238,55,79,660	B. Fees(<i>Schedule-L</i>)		291,96,14,170
19,96,67,517	C. Fees from Laboratory (<i>Schedule-M</i>)		32,05,61,064
	D. Miscellaneous Receipts		
,99,59,600	a. Others (<i>Schedule-N</i>)	148,10,586	
	b. Cess Reimbursement	...	148,10,586
96,72,37,665	E. Interest on Investment		157,87,58,121
...	F. Prior Period Adj. Account		...
21,96,929	G. Rent		7,81,957
356,46,41,371	Total		483,45,25,899

Place : Chennai-600 032.
Date : 30-09-2023.

FOR AND ON BEHALF OF THE BOARD

Subject to our report of even date & Schedules + Notes attached
for and on behalf of **N. Muthukumaraswaamy & Co., (Firm Regn. No.012039S)**
Chartered Accountants

V.Anbazhagan, M.A.[Eco.], B.L.,
Financial Adviser

R. Kannan, M.Tech.,
Member Secretary

Dr. Jayanthi M., I.F.S.,
Chairperson

Na.Muthukumar, B.Com., F.C.A., DISA.,
Partner [M.No.209125]

TAMIL NADU POLLUTION CONTROL BOARD, CHENNAI-600 032.
ANNUAL STATEMENT OF ACCOUNT - BALANCE SHEET AS ON 31st MARCH 2023.

[See Rule 36 of Tamil Nadu Water (Prevention and control of Pollution) Rules 1983.]

Previous Year	LIABILITIES	TOTAL OF SUB HEAD	TOTAL OF MAJOR HEADS	Previous Year	ASSETS	TOTAL OF SUB HEAD	TOTAL OF MAJOR HEADS
Rs.		Rs.	Rs.	Rs.		Rs.	Rs.
5,45,26,922	A. CAPITAL FUND			3,31,00,255	A. FIXED ASSETS		
...	a. Grants			22,85,66,060	a. Land Development	3,31,00,255	33,45,02,987
...	i. Grants received from Govt. for Capital upto the year 2004-05.	5,45,26,922			b. Buildings under Construction	30,14,02,732	
...	ii. Grants received from Govt. for Capital Expenditure during the current year and utilised	...		38,21,81,335	B. OTHER ASSETS		47,70,83,322
...	iii. Grants received towards Specific Schemes from other Agencies	...		17,35,685	a. As per Form XV		
...	iv. Less: Amount transferred to Depreciation Fund	...	5,45,26,922	1,54,620	b. Stock in hand		
				9,99,272	i. Lab Chemicals	22,45,215	
				29,13,493	ii. Misc. Stores	1,75,170	
					iii. Glassware	10,35,076	
					iv. Filter Paper	16,54,745	51,10,207
1,355,91,78,492	b. Excess of Income over Expenditure			699,41,16,431	C. SUNDRY DEBTORS		
97,16,05,087	i. As at 01.04.2022	1442,25,69,114		154,33,81,333	a. Cess Receivable		
	ii. Add: Surplus during the year	149,81,94,202			i. From Industries	699,40,11,721	
		1,592,07,63,316			ii. From Local Bodies	154,26,00,721	
-10,82,14,465	iii. Less: Amount transferred to Depreciation Fund	7,86,22,209	1,584,21,41,108		Less: Cess unrecoverable	853,66,12,442	853,66,12,442
					
82,83,22,901	B. EARMARKED FUND			21,24,79,770	b. Receivable-Project Study and Others		21,56,07,224
12,86,30,005	a. Pension Fund (<i>Schedule-O</i>)	71,94,27,834		24,07,52,716	c. Ways and Means Advance Receivable		24,07,52,716
142,56,07,013	b. E.L. Encashment Fund (<i>Schedule-O</i>)	12,86,30,005		26,40,77,475	d. Tax Refundable / Receivable		26,40,47,405
33,63,250	c. Depreciation Fund (<i>Schedule-O</i>)	158,97,65,642	244,11,86,731				
	d. CETP Development Fund	33,63,250					
107,79,95,482	C. OTHER DEPOSITS			57,77,01,109	D. ADVANCES AND DEPOSITS		
37,29,000	a. Deposits for Supply and Works (<i>Schedule -P</i>)	114,95,84,113		27,28,596	a. Misc. amounts recoverable (Schedule - S)	55,43,15,729	
	b. Eco Development Measure Deposit	37,29,000	115,33,13,113	26,82,103	b. Advance to Staffs (Schedule - T)	27,77,449	
					c. Deposits (Schedule - U)	27,40,446	55,98,33,624
855,06,75,489	D. AMOUNT DUE						
...	a. Cess Payable	855,06,75,489	855,06,75,489				
5,41,32,520	Less: Cess unrecoverable	...	8,56,77,765				
	b. Other Liability (<i>Schedule -Q</i>)						
2,654,95,51,696	C / O		2,812,75,21,128	1,048,75,70,253	C / O		1,063,35,49,926

TAMIL NADU POLLUTION CONTROL BOARD, CHENNAI-600 032.
ANNUAL STATEMENT OF ACCOUNT - BALANCE SHEET AS ON 31st MARCH 2023. (Cont.)

[See Rule 36 of Tamil Nadu Water (Prevention and control of Pollution) Rules 1983.]

Previous Year	LIABILITIES	TOTAL OF SUBHEAD	TOTAL OF MAJOR HEADS
Rs.	B / F	Rs.	Rs.
2,654,95,51,696			2,812,75,21,128
2,64,957	E. ENVIRONMENTAL IMPACT STUDY		2,64,957
282,67,06,391	F. INCOME RECEIVED IN ADVANCE (Schedule - R)		323,62,95,205
2,14,98,500	G. SUBSIDIES FOR COMMON EFFLUENT TREATMENT PLANTS		2,14,98,500
11,89,893	H. ENVIRONMENTAL EDUCATION FUND RESERVE		11,89,893
4,89,400	I. EMERGENCY RESPONSE CENTRE		4,89,400
19,65,077	J. SCHEMES		19,65,077
1,18,85,550	K. SPONSORSHIP FOR SCHEMES		1,18,85,550
2,941,35,51,464	Total		3,140,11,09,710

Previous Year	ASSETS	TOTAL OF SUBHEAD	TOTAL OF MAJOR HEADS
Rs.	B / F	Rs.	Rs.
1,048,75,70,253			1,063,35,49,926
82,83,22,901	E. INVESTMENTS		
	1. Pension Fund Investment	71,94,27,834	
142,56,07,013	2. Depreciation Fund Investment	158,97,65,642	
12,86,30,005	3. EL Encashment Fund Investment	12,86,30,005	
33,63,250	4. CETP Development Fund Investment	33,63,250	
1,556,44,66,891	5. Other Term Deposits	1,753,57,59,211	
	6. Equity Share to T.N. Green Climate Company	2,45,00,000	2,000,14,45,942
	F. CASH & BANK BALANCE		
3,35,77,053	a. Balance with Banks	76,00,71,853	
55,42,89,718	b. Bank (Court Deposit)	25,02,374	
38,55,92,001	c. Bank (Env. Compensation)	34,98,577	
12,12,263	d. Bank (Abatement of Pollution)	6,312	
9,08,922	e. Bank (NCAP)	,,22,466	
1,194	f. Cash on hand	12,260	
10,000	g. Funds in Transit	...	76,61,13,842
2,941,35,51,464	Total		3,140,11,09,710

Place : Chennai-600 032.

Date : 30-09-2023.

FOR AND ON BEHALF OF THE BOARD

Subject to our report of even date & Schedules + Notes attached
for and on behalf of **N. Muthukumaraswamy & Co., (Firm Regn. No.012039S)**
Chartered Accountants

V.Anbazhagan, M.A.[Eco.], B.L.,
Financial Adviser

R. Kannan, M.Tech.,
Member Secretary

Dr. Jayanthi M., I.F.S.,
Chairperson

Na.Muthukumar, B.Com., F.C.A., DISA.,
Partner [M.No.209125]

TAMIL NADU POLLUTION CONTROL BOARD, CHENNAI-600 032.
FORM – XV

ANNUAL STATEMENT OF ACCOUNT - DEPRECIATION ON FIXED ASSETS AS ON 31st MARCH 2023.

[See Rule 36 of Tamil Nadu Water (Prevention and control of Pollution) Rules 1983.]

Sl. No.	Particulars of Assets	Rate of Depreciation	Opening Balance on 01-04-2022	Additions and Adjustment during the year	Total	Depreciation*	Closing Balance on 31-03-2023	Cumulative Depreciation on 31-03-2023
			Rs.	Rs.	Rs.	Rs.	Rs.	Rs.
1	Buildings	10.00%	17,44,35,886	5,83,42,609	23,27,78,495	2,24,62,622	21,03,15,873	45,98,94,610
2	Computers	60.00%	11,95,325	22128,641	233,23,966	41,37,511	191,86,454	8,90,53,502
3	Electrical Installations	15.00%	24,08,436	152892...	25,61,328	3,64,093	21,97,235	3,35,36,389
4	Furniture and Fixture	10.00%	1,30,71,871	21,58,931	1,52,30,802	13,99,300	1,38,31,503	4,50,77,306
5	Lab Equipment	20.00%	13,37,56,183	2,55,72,221	15,93,28,404	3,36,84,673	12,56,43,731	64,74,12,092
6	Library Books	10.00%	12,60,096	2,47,950	15,08,046	1,46,933	13,61,114	83,05,299
7	Office Appliances	10.00%	4,85,65,497	40,26,243	5,25,91,740	50,43,529	4,75,48,211	8,56,55,998
8	Vehicles	15.00%	64,16,735	58722475...	651,39,210	95,76,237	555,62,974	12,14,36,122
9	Software Development	60.00%	10,71,305	21,72,233	32,43,538	18,07,311	14,36,227	1,19,66,853
	Total		38,21,81,335	17,35,24,195	55,57,05,530	7,86,22,209	47,70,83,322	150,23,38,171

*Note: This includes prior period depreciation of Lab Equipments, Software Development, Vehicle and captilisation of Building.

Place : Chennai-600 032.

Date : 30-09-2023.

FOR AND ON BEHALF OF THE BOARD

Subject to our report of even date & Schedules + Notes attached
for and on behalf of **N. Muthukumaraswaamy & Co.,** (Firm Regn. No.012039S)

Chartered Accountants

V.Anbazhagan, M.A.[Eco.], B.L.,
Financial Adviser

R. Kannan, M.Tech.,
Member Secretary

Dr. Jayanthi M., I.F.S.,
Chairperson

Na.Muthukumar, B.Com., F.C.A., DISA.,
Partner [M.No.209125]

**SCHEDULE FOR FORMING PART OF RECEIPTS AND PAYMENTS ACCOUNT
FOR THE YEAR ENDED ON 31st MARCH 2023.**

**RECEIPTS
SCHEDULE - A
FEES FROM LABORATORY**

Sl. No.	DESCRIPTION	2021-2022 Rs.	2022-2023 Rs.
1	Air Ambient Quality Survey	12,33,64,009	17,97,54,782
2	Analysis Charges	6,99,94,174	11,59,32,454
3	GEMS/ MINARS / NAMP	...	2,28,35,368
	TOTAL	19,33,58,184	31,85,22,604

**SCHEDULE – B
MISCELLANEOUS RECEIPTS**

Sl. No.	DESCRIPTION	2021-2022 Rs.	2022-2023 Rs.
1	Appellate Authority Fees	54,965	75,500
2	Amount -Receivable -Others	11,16,235	...
3	Interest on Loans and Advance	3,29,150	7,052
4	Bank Interest & Commission	...	4,522
5	Miscellaneous Income	44,31,072	68,98,031
6	National Expo - 2022	...	3,65,876
7	Prior Period Adjustments	66,27,584	...
8	Profit/ Loss on Sale of Assets	9,99,994	...
9	Public Hearing	2,41,23,176	1,03,12,737
10	Receipts-NCAP	9,07,882	35,21,532
11	Recovery of Pension	11,52,688	7,30,189
12	Right to Information Fees	47,228	55,264
13	Sale of Legal Books	78,400	45,615
14	Tax Refundable / Receivable Account	7,158	30,070
	TOTAL	3,98,75,532	2,20,46,388

**SCHEDULE – C
ADVANCE TO STAFF (Receipts)**

Sl. No.	DESCRIPTION	2021-2022 Rs.	2022-2023 Rs.
1	Personal Computer Advance	816	...
2	Tour Advance
3	Motor Vehicle Advance	33,061	...
	TOTAL	33,877	...

**SCHEDULE FOR FORMING PART OF RECEIPTS AND PAYMENTS ACCOUNT
FOR THE YEAR ENDED ON 31st MARCH 2023. (Cont.)**

**SCHEDULE – D
OTHERS**

Sl. No.	DESCRIPTION	2021-2022 Rs.	2022-2023 Rs.
1	AAQS Fees Advance	3,28,738	93,250
2	Abatement of Pollution	2,85,09,883	...
3	Analysis Fees - Advance	7,52,250	11,33,480
4	Cess received in Advance	67,623	23,319
5	Consent Fees received in Advance	176,50,91,898	152,49,18,800
6	Deposit Court - Others	1,57,87,222	83,52,317
7	Environmental Compensation - Cumulative	9,25,87,822	6,86,96,839
8	Sundry Creditors- others	...	96,71,609
9	GST Sales	...	3,385
10	NWMP / NAAQM	63,09,333	...
11	Rent Advance	80,000	...
12	SEIAA/SEAC	59,33,743	61,10,144
	TOTAL	191,54,48,512	161,90,03,143

PAYMENTS

**SCHEDULE – E
MISCELLANEOUS**

Sl. No.	DESCRIPTION	2021-2022 Rs.	2022-2023 Rs.
1	AAQS Expenses	1,76,88,755	3,24,43,141
2	Advertisement and Publicity	2,20,903	11,61,206
3	Amount Receivable - Others	...	90,96,495
4	Appellate Authority Expenses	11,35,302	27,13,980
5	Bank Interest and Commission	39,255	59,383
6	Board Meeting Expenses	13,43,852	29,44,243
7	Consultant Fees	4,45,747	69,97,342
8	Contract Charges/Wages	6,36,30,428	8,02,86,713
9	Contribution to CM Fund (COVID)	20,00,00,000	...
10	Chess Olympiad	...	2,45,00,000
11	Conveyance	1,36,447	2,03,537
12	DEE Legal Samples	35,400	517,845
13	Environment Pavillion Expenses	,	161,728
14	Electricity / Water Charges	1,13,67,687	1,37,81,114
15	Entertainment	26,862	40,784
16	Environment Training Institute Expenses	39,284	732,786
17	Environmental Study Expenses	8,68,483	57,47,371
18	Funding to Other Govt. Departments	55,00,00,000	68,54,97,476
19	Interest on Performance Guarantee Deposits	...	27,90,075
20	Land Maintenance Expenses	1,13,451	1,46,182
21	Miscellaneous Expenses	4,40,735	7,98,806
22	National Expo - 2022	...	3,67,10,451

**SCHEDULE FOR FORMING PART OF RECEIPTS AND PAYMENTS ACCOUNT
FOR THE YEAR ENDED ON 31st MARCH 2023. (Cont.)**

Sl. No.	DESCRIPTION	2021-2022 Rs.	2022-2023 Rs.
23	Newspaper and Periodicals	3,34,996	3,65,840
24	OCMMS Expenses	12,53,762	655
25	Office Expenses	12,93,701	21,01,695
26	Other Legal Expenses	63,598	43,105
27	Outstanding Expenses	7,53,336	6,63,860
28	Payment -NCAP	3,06,32,597	44,07,988
29	Petty Cash Expenses	3,09,221	4,02,301
30	Pollution and Plastic Awareness Expenses	28,51,234	8,10,59,771
31	Postage Expenses	20,83,275	23,17,625
32	Printing and Stationery	53,06,476	59,59,441
33	Project Management Unit at Secretariat	6,48,430	11,10,224
34	Prior Period Adjustments	...	14,41,638
35	Property Tax	9,98,552	28,29,553
36	Public Hearing	2,19,77,983	...
37	Recruitment Expenses	5,31,822	...
38	Rent	51,20,390	58,73,196
39	Staff Welfare Expenses	38,38,392	55,87,826
40	TDS-GST	11,15,246	3,47,022
41	Telephone and Telex	26,76,522	21,49,542
42	Trade Fair	...	11,52,078
43	Training and Seminar	13,18,550	45,47,621
44	Travelling Expenses	10,28,575	29,61,803
45	Turn Duty Allowance	...	600
	TOTAL	93,16,69,249	103,26,54,041

**SCHEDULE -F
ADVANCE TO STAFF (PAYMENT)**

Sl. No.	DESCRIPTION	2021-2022 Rs.	2022-2023 Rs.
1	Computer Advance	...	49,600
2	Festival Advance	20,25,000	17,54,000
3	Handloom Advance	2,73,500	...
4	Motor Vehicle Advance	...	92,618
5	Tour Advance	...	71,991
6	Temporary Advance	31,94,967	79,07,192
	TOTAL	54,93,467	98,75,401

**SCHEDULE FOR FORMING PART OF RECEIPTS AND PAYMENTS ACCOUNT
FOR THE YEAR ENDED ON 31st MARCH 2023. (Cont.)**

**SCHEDULE –G
DEPOSITS AND ADVANCES (Including NGT based Deposits)**

Sl. No.	DESCRIPTION	2021-2022 Rs.	2022-2023 Rs.
1	Abatement Receipts	4,83,41,164	17,03,379
2	Advance to Suppliers	2,97,20,443	5,28,99,175
3	Earnest Money Deposit	65,77,010	7,87,003
4	Electricity Deposit	54,736	57,159
5	Environment Compensation Fund	59,89,559	...
6	Land Advance	7,50,000	19,67,38,540
7	Rent Advance	...	5,32,400
8	Security Deposit	159,75,728	32,07,409
9	Telephone Deposit	...	1,184
	TOTAL	10,74,08,640	25,59,26,249

**SCHEDULE –H
BANK DEPOSITS (COURT)**

Sl. No.	DESCRIPTION	2021-2022 Rs.	2022-2023 Rs.
1	Abatement of Pollution	12,12,263	6,312
2	Environment Compensation Fund	55,42,89,718	34,98,577
3	Bank (Court Deposit- NGT)	38,55,92,001	25,02,374
4	NCAP Account	9,08,922	22,466
	TOTAL	94,20,02,904	60,29,729

**SCHEDULE FOR FORMING PART OF INCOME AND EXPENDITURE
ACCOUNT FOR THE YEAR ENDED ON 31st MARCH 2023**

EXPENDITURE

SCHEDULE – I

ALLOWANCES AND HONORARIA

Sl. No.	DESCRIPTION	2021-2022 Rs.	2022-2023 Rs.
1	Allowances	12,01,81,556	18,47,12,251
2	Bonus	5,54,750	7,25,000
3	Contributory Pension Scheme	1,21,52,031	2,52,02,367
4	Family Benefit Fund	...	10,00,01,000
5	Health Insurance	4,91,376	2,30,976
6	Medical Reimbursement	17,88,346	7,93,332
7	Special Provident Fund-Board's Contribution	1,00,000	5,89,080
8	Travelling Expenses	10,01,611	30,50,925
9	Turn Duty Allowances	780	600
	TOTAL	13,62,70,450	31,53,05,531

SCHEDULE – J

RUNNING AND MAINTENANCE OF VEHICLES

Sl. No.	DESCRIPTION	2021-2022 Rs.	2022-2023 Rs.
1	Fuel	70,11,939	98,54,550
2	Hire Charges	2,36,14,837	2,14,77,715
3	Insurance	18,88,930	11,33,638
4	Repairs	14,54,453	30,21,889
	TOTAL	3,39,70,159	3,54,87,792

SCHEDULE – K

MISCELLANEOUS

Sl. No.	DESCRIPTION	2021-2022 Rs.	2022-2023 Rs.
1	Air Ambient Quality Survey Expenses	1,66,53,985	3,53,32,225
2	Advertisement and Publicity	2,20,903	16,14,275
3	Appellate Authority Expenses	35,89,287	50,77,460
4	Bank Charges	39,256	54,880
5	Board Meeting/Other Meeting Expenses	14,53,048	39,11,247
6	Contract Charges/Wages	6,35,60,482	8,74,39,895
7	Contribution to Chief Minister's Fund	20,00,00,000	...
8	Conveyance Expenses	1,70,270	2,33,342
9	DEE Legal Sample	35,400	5,17,845
10	Electricity and Water Charges	1,22,27,727	1,39,70,899
11	Entertainment Expenses	28,879	44,074
12	Environment Study Expenses	14,92,232	57,47,371
13	Environment Training Institute Expenses	39,284	7,32,786
14	Environmental Pavilion Expenses	...	1,61,728
15	Funding to other Govt. Departments	55,00,00,000	68,54,97,476
16	Honorarium / Sitting Fees	10,000	76,500

**SCHEDULE FOR FORMING PART OF INCOME AND EXPENDITURE
ACCOUNT FOR THE YEAR ENDED ON 31st MARCH 2023 (Cont.)**

**SCHEDULE – K
MISCELLANEOUS (Cont.)**

Sl. No.	DESCRIPTION	2021-2022 Rs.	2022-2023 Rs.
17	Insurance of Assets	6,44,337	6,39,428
18	Interest on Performance Guarantee Deposit	...	27,90,075
19	Land Maintenance Expenses	1,13,451	1,46,182
20	National Expo-2022 / Chess Olympiad Expenses	...	5,53,48,677
21	Newspaper and Periodicals	3,57,204	3,93,534
22	OCMMS Expenses	26,91,002	11,88,249
23	Office Expenses	16,42,417	29,02,957
24	Other Expenses of Statutory and A.G. Audit	10,110	34,948
25	Other Legal Expenses	31,958	72,795
26	Pollution Awareness Expenses	40,31,605	840,44,137
27	Postage Expenses	21,35,365	23,60,058
28	Printing and Stationery	54,43,656	67,54,150
29	Project Management Unit at Secretariat	10,95,000	13,98,885
30	Property Tax and Rates	9,98,552	28,29,553
31	Recruitment expenses	2,19,687	...
32	Rent on Buildings	54,53,371	64,97,712
33	Staff Welfare Expenses	40,83,358	73,20,569
34	Sundries	37,15,995	15,98,769
35	Telephone Expenses	1,90,44,334	23,91,882
36	Trade Fair Expenses	2,20,000	14,81,951
37	Training and Seminar Expenses	3,52,550	46,28,039
	TOTAL	90,18,04,705	102,52,34,552

**INCOME
SCHEDULE – L
FEES**

Sl. No.	DESCRIPTION	2021-2022 Rs.	2022-2023 Rs.
1	Consent Fees	238,55,79,660	291,96,14,170
	TOTAL	238,55,79,660	291,96,14,170

**SCHEDULE – M
FEES FROM LABORATORY**

Sl. No.	DESCRIPTION	2021-2022 Rs.	2022-2023 Rs.
1	Air Ambient Quality Survey	12,33,45,829	18,02,50,532
2	Analysis Charges	7,00,12,354	11,74,75,164
3	NAAQM / NAMP / GEMS	63,09,333	228,35,368
	TOTAL	19,96,67,517	32,05,61,064

**SCHEDULE FOR FORMING PART OF INCOME AND EXPENDITURE
ACCOUNT FOR THE YEAR ENDED ON 31st MARCH 2023 (Cont.)**

**SCHEDULE – N
MISCELLANEOUS**

Sl. No.	DESCRIPTION	2021-2022 Rs.	2022-2023 Rs.
1	Appellate Authority Fees	54,965	75,500
2	Fees for Right to Information	47,228	55,264
3	Interest on Loans and Advance	12,21,442	9,53,994
4	Miscellaneous Income	44,29,725	68,98,011
5	Profit on Sale of Assets	9,95,035	...
6	Public Hearing	19,80,117	60,52,013
7	Recovery of Pension	11,52,688	7,30,189
8	Sale of Books	78,400	45,615
	TOTAL	99,59,600	1,48,10,586

**SCHEDULE FOR FORMING PART OF BALANCE SHEET
FOR THE YEAR ENDED ON 31st MARCH 2023**

LIABILITIES

**SCHEDULE – O
EARMARKED FUND
PENSION FUND ACCOUNT**

SI. No.	DESCRIPTION	2021-2022 Rs.	2022-2023 Rs.
1	Opening balance as on 01-04-2022	83,77,22,901	82,83,22,901
	LESS: Transferred to TNPCB Employees Pension Fund Trust	79,94,00,000	140,80,00,000
	TOTAL	3,83,22,901	-57,96,77,099
	ADD: Contribution to the Fund	79,00,00,000	129,91,04,933
	Closing balance as on 31-03-2023	82,83,22,901	71,94,27,834

EARNED LEAVE ENCASHMENT FUND

SI. No.	DESCRIPTION	2021-2022 Rs.	2022-2023 Rs.
2	Opening balance as on 01-04-2022	12,86,30,005	12,86,30,005
	ADD: Contribution to the Fund	-	-
	TOTAL	12,86,30,005	12,86,30,005
	LESS: Transferred to TNPCB Employees EL Encashment Fund Trust	-	-
	Closing balance as on 31-03-2023	12,86,30,005	12,86,30,005

DEPRECIATION FUND ACCOUNT

SI. No.	DESCRIPTION	2021-2022 Rs.	2022-2023 Rs.
3	Opening balance as on 01-04-2022	124,28,23,158	142,56,07,013
	ADD: Interest @ 6%	7,45,69,390	8,55,36,421
	TOTAL	131,73,92,548	151,11,43,434
	ADD: Depreciation	10,82,14,465	7,86,22,209
	Closing balance as on 31-03-2023	142,56,07,013	158,97,65,642

**SCHEDULE – P
OTHER DEPOSITS**

SI. No.	DESCRIPTION	2021-2022 Rs.	2022-2023 Rs.
1	Deposit- Abatement of Pollution	3,46,52,430	3,29,49,051
2	Deposit- Court / NGT	6275,90,522	6359,42,839
3	Deposit- Court -Coastal Zone Development	30,00,000	30,00,000
4	Deposit- Court -Environmental Compensation	3934,06,379	4621,03,218
5	Deposit- Court -Oil Compensation	72,89,200	72,89,200
6	Deposit- NCAP	9,08,922	,22,466
7	Earnest Money Deposit	16,38,442	19,75,161
8	Flag Day Collection	,10,000	,10,000
9	Miscellaneous Deposits	7,79,143	7,79,143
10	Retention Money Deposits	1,70,707	1,70,707
11	Security Deposits	8549,737	5342,328
	TOTAL	107,79,95,482	114,95,84,113

**SCHEDULE FOR FORMING PART OF BALANCE SHEET
FOR THE YEAR ENDED ON 31st MARCH 2023 (Cont.)**

**SCHEDULE – Q
OTHER LIABILITIES**

Sl. No.	DESCRIPTION	2021-2022 Rs.	2022-2023 Rs.
1	GST - Sales	10,405	13,790
2	GST (TDS)	81,722	2,72,345
3	Outstanding Liability	4,01,36,361	7,50,62,953
4	Pay Roll Liabilities	90,94,761	...
5	Staff Claim Payable	1,95,398	1,95,398
6	Sundry Creditors (Others)	2,12,042	1,00,91,403
7	Tax Deducted at Source (Others)	31,493	41,877
8	Tax Deducted at Source (Staffs)	43,70,338	...
	TOTAL	5,41,32,520	8,56,77,765

**SCHEDULE – R
INCOME RECEIVED IN ADVANCE**

Sl. No.	DESCRIPTION	2021-2022 Rs.	2022-2023 Rs.
1	AAQS Advance	4,95,750	93,250
2	Analysis charges	16,19,368	12,10,138
3	Cess Fees	1,37,23,090	1,37,97,985
4	Consent Fees	281,08,68,183	322,11,93,832
	TOTAL	282,67,06,391	323,62,95,205

ASSETS

**SCHEDULE – S
MISCELLANEOUS ADVANCES**

Sl. No.	DESCRIPTION	2021-2022 Rs.	2022-2023 Rs.
1	Advance to Suppliers	6,03,56,374	5,53,26,552
2	Interest Receivable	46,72,27,614	25,16,01,116
3	Land Advance	4,67,78,671	24,35,17,211
4	NGT - Receivable	10,54,177	10,54,177
5	Rent Advance	22,84,273	28,16,673
	TOTAL	57,77,01,109	55,43,15,729

**SCHEDULE – T
ADVANCES TO STAFF**

Sl. No.	DESCRIPTION	2021-2022 Rs.	2022-2023 Rs.
1	Computer Advance	2,50,596	2,23,646
2	Festival Advance	11,68,935	11,65,435
3	Handloom Advance	1,91,450	700
4	House Building Advance	6,62,640	3,31,320
5	Motor Vehicle Advance	3,69,085	3,87,335
6	Temporary Advance	85,890	6,69,013
	TOTAL	27,28,596	27,77,449

**SCHEDULE FOR FORMING PART OF BALANCE SHEET
FOR THE YEAR ENDED ON 31st MARCH 2023 (Cont.)**

**SCHEDULE – U
DEPOSITS**

Sl. No.	DESCRIPTION	2021-2022 Rs.	2022-2023 Rs.
1	Customs Deposit	2,95,552	2,95,552
2	Electricity Deposit	13,15,019	13,72,178
3	Gas Deposit (Miscellaneous deposit)	43,129	43,129
4	Telephone Deposit	10,28,403	10,29,587
	TOTAL	26,82,103	27,40,446

**NOTES FORMING PART OF THE ACCOUNTS FOR
THE YEAR ENDED 31st MARCH 2023**

I. Significant Accounting Policies and Convention:

(i) TNPCB follows Double entry bookkeeping method of Accounting from the year 1990-91. The financial statements have been prepared on the assumption of going concern concept. Amounts are rounded off to the nearest rupees in the Annual Statement of Accounts.

(ii) **Revenue Recognition:** Revenues are recognized in the following manner:

(a) Consent Fees:

Consent Fees received relating to the period upto which financial statements are drawn is accounted on cash basis including arrears. The amount received for the period beyond the date of Balance Sheet is accounted as "Consent Fees received in Advance" and is carried as liability.

(b) Sampling and Analytical Charges, Service Charges, Cess reimbursement, Other Fees and other Income:

On Cash basis.

(c) Interest on Investments:

On accrual basis.

(d) Revenue on Earmarked Funds:

Revenue accrued on earmarked funds is recognized on accrual basis and transferred to the respective fund accounts.

(iii) **Investments:**

Investments are stated at the carrying cost, in the form of Fixed Deposits with Banks and Financial Institutions.

(iv) **Fixed Assets:**

Fixed Assets are stated at written down value.

(v) **Expenses:**

On accrual basis

(vi) Depreciation:

Depreciation is calculated on written down value by applying the following rates:

Sl. No.	Particulars of Assets	Rate of Depreciation
1	Buildings	10.00%
2	Computers	60.00%
3	Electrical Installations	15.00%
4	Furniture and Fixture	10.00%
5	Lab Equipment	20.00%
6	Library Books	10.00%
7	Office Appliances	10.00%
8	Vehicles	15.00%
9	Software Development	60.00%

Current Year's Depreciation= Rs.7,55,66,517. Prior Period Depreciation = Rs.30,55,691 – This includes Lab Equipment, Software Development, Vehicle and Capitalization of Building.

(vii) Stock on Hand:

Stock of Lab Chemicals, Glassware, Misc. Stores and Filter Papers is valued at cost. Cost is arrived under First in First out method.

(viii) Retirement Benefits:

(a) Gratuity: Gratuity is administered by a TNPCB Employees Gratuity Fund Trust and the fund is managed by the Life Insurance Corporation of India (Pension and Group Scheme Dept.) with effect from 26-03-1992. The contribution to the fund is made based on the Actuarial Valuation made by the LIC of India and the fund is charged to revenue account of the Board.

(b) Pension: Till the financial year 2018-2019, contribution to Pension is provided in the accounts as per Actuarial Valuation. Fixed Deposits are earmarked in the Books and transferred to separate fund account to meet out the liability.

The Board in its B.P.Ms.No.40, dated 13-12-2018 Read: Board Resolution No: 275-3-10, dated 12-12-2018, Resolved for Creation of TNPCB Employees Pension Fund Trust and Earned Leave Encashment Fund Trust operated by

Trustees as constituted by the Board for payment of Pension / Family Pension on par with Government Servants for the existing Pensioners / Family Pensioners and for future Pensioners / Family Pensioners who has been covered under Old Pension Scheme. Further, it was Resolved to utilize the services of SBI Life Insurance Co. Ltd for managing the Funds.

The Board in its B.P.Ms.No:04 dated 03-02-2019 Read: Board Resolution No:276-3-3, dated 25-01-2019, Resolved for formation of Trust Deed and Rules of TNPCB Employees Pension Fund Trust. Accordingly, a sum of Rs.397.00 crore was transferred to TNPCB Employees Pension Fund Trust during 2019-2020.

The Board, further Resolved to authorize the Chairman, TNPCB to top-up towards the Pension and Earned Leave Encashment Fund whenever required based on the resolutions of the Trustees. A sum of Rs.1,40,80,00,000 was transferred to TNPCB Employees Pension Fund Trust during the year 2022-2023.

A provision of Rs.71,94,27,834 is made during the current financial year 2022-2023

(c) Earned Leave: Till the financial year 2019-2020, contribution to Earned Leave is provided in the accounts as per Actuarial Valuation. Fixed Deposits are earmarked in the Books and transferred to separate fund account to meet out the liability.

No provision is made during the current financial year 2022-2023.

(d) UEL on Private Affairs: This is charged to revenue account of the Board.

(ix) Family Security Fund:

The Board in its B.P.Ms.No.26, dated 09-12-2021 Read: Board Resolution No: 285-3-18 dated 30-11-2021 Resolved for Creation of TNPCB Employees Family Security Fund Trust by earmarking Rs.10.00 crore be transferred from the Board's Funds towards Corpus Fund operated by Trustees as constituted by the Board for payment of financial assistance to the deceased family member on par with Government Servants.

II. Notes on Accounts:

(a) Consent Fees: The Board is collecting consent fees from Industries. Necessary information/data is not available to determine whether all industries to which the provisions of the Act apply have paid consent fees. In the absence of such information, income from this head has been recognized on the basis of available records.

(b) Cess: Consequent to implementation of the Goods and Services Tax Act, 2017 with effect from 01-07-2017, the Water Cess is subsumed Vide Ministry of Environment Forest & Climate Change, (MoEF & CC) Government of India, New Delhi's Letter No.Q-17015/4/2016-CPW, Dated 25-05-2017. The Board need not raise demand / collect Water Cess from industries and Local Bodies with effect from 01-07-2017. Out of the Cess collected and remitted to MoEF & CC, i.e., made prior to 01-07-2017, a total sum of Rs.13,27,79,941/- being 80% of reimbursement is due to be released by the MoEF& CC.

(c) Interest accrued on deposits has been adopted as worked out by Board.

(d) Internal Audit and Internal Control System in place:

The Internal Audit for the period under audit is not adequate and commensurate with the nature and size of the Organization. In view of this, the effectiveness of internal control, checks and balances thereof including implementation of Rules and Policies cannot be ascertained. The Internal Audit should be conducted regularly and the Internal Audit Report should be furnished each year. Further, the post of Senior Manager (F&A) being a qualified Chartered Accountant is vacant for more than six years, may have to be filled up.

(e) Fixed Assets:

The fixed assets have been physically verified by independent Officers of the Board.

(f) Land Advances:

In the year 2022-23, a sum of Rs.19,67,38,540/- has been paid to the Government account towards the land cost for purchase of 38 cents of "Sarkar Poramboke" and Kind Institute Land in T.S. No.1/1 and ½ Block No.7, Adyar Village, Guindy Taluk, Chennai District.

(g) Advance to Suppliers:

A total sum of Rs.5,53,26,552/- has been paid as Advance to Suppliers for purchase of assets / other expenditure and is pending for adjustment.

Pending break-up details of each Section at Head Office are:

Lab = Rs.1,15,29,397/-, CIDM = Rs.3,26,22,286/-, Automobile = Rs.41,05,051/-, Construction = Rs.16,76,000/- Technical = Rs.25,940/- Administration = Rs.29,91,221/- Law – Rs.22,75,767/- ETI = Rs.1,00,890/-

(h) Water Cess:

Cess receivable includes disputed amount from the following Thermal Stations /Local Bodies.

(Rupees in Crores)

(i)	Ennore Thermal Power Station.	108.80	
(ii)	North Chennai Thermal Power Station	241.72	
(iii)	North Chennai Thermal Power Station	0.01	
(iv)	Tuticorin Thermal Power Station - II	346.11	696.64
(v)	Local Bodies		154.34

(i) Position under Income Tax Act, 1961:

1. The Board's income has been notified as exempt u/s10(46) for assessment years from 2019-20 to 2023-24 vide GOI Gazette Notification No.58/2018 dated 26-09-2018.

2. The Board has been assessed for the AY 2009-10, 2010-11, 2011-12 and 2012-13 against the NIL income filed by it in response to the notice served u/s148. The income tax payable with interest as per demand revised u/s154, tax paid thereon and appeal is furnished hereunder:

Assessment Year	Order Date	Original IT demand	Revised IT after rectification u/s154	Amount remitted till date	Appeal filed on
2009-2010	31-03-2016	16,18,50,415	13,85,99,044	2,07,89,857	28-04-2016
2010-2011	31-03-2016	58,38,11,570	54,55,28,843	8,18,29,326	28-04-2016
2011-2012	25-03-2015	79,81,61,770 80,000	41,77,67,094 80,000	10,00,00,000 plus TDS of 1,20,13,110	28-10-2015
2012-2013	31-03-2016	30,36,35,459	25,27,61,641	3,79,14,246	28-04-2016
Refund of TDS Adjusted 09-03-2018				9,720	
				26-03-2018	14,250
Amount Remitted to ACIT Chennai on 20-03-2018 as per Court Direction.				20,00,000	
Amount Remitted to ACIT Chennai on 03-05-2018 as per Court Direction				20,00,000	
TDS Adjustment by TANGEDCO:2017-2018				12,035	
				2018-2019	8,500
TDS Adjustment by Canara Bank: 2018-2019 TDS Adjustment by Power Finance				69,44,324	
				5,49,265	
Tax refunded during 2021-22				(7,158)	
Total		184,75,39,214	135,47,36,622	26,40,77,475	

3. The Appeals filed with Commissioner of Income Tax (Appeal) Chennai were dismissed in December 2017 and subsequently second level appeal with Income Tax Appellate Tribunal (ITAT) was filed on 28-02-2018. All the 5 appeals are partly allowed for statistical purposes by ITAT and Ordered vide Tribunal order dated 11-11-2019 as **“In the interest of the natural justice, the issues in the appeals of the Assesse are restored to the file of the Assessing Office for re-adjudication after considering the directions issued by the Hon’ble Jurisdictional High Court in the W.P. No: 6281 of 2019 filed by TNPCB”**

(j) Project Study Receivable:

Rs.16,30,845/- has been paid to various agencies for conducting studies on environment issues. These sums were proposed to be collected from the industries to which the issues related to. However these sums remain to be collected till date.

Amount receivable (Others) Rs.21,38,44,521:

In the year 2018-2019 Rs.20,30,00,000/- has been paid for Eco restoration, protection and conservation work in Pallikaranai Marshland vide G.O.(Ms) No.99

Environment and Forests (FR.5) Department, Dated 17-07-2018 is receivable from Principal Chief Conservator of Forests. Balance amount of Rs.1,08,44,521/- are receivable from various others

(k) Building under Construction:

A total sum of Rs.30,14,02,732/- is shown as work in progress to be capitalized after receiving completion certificate from PWD.

(l) Contingent Liability:

A sum of Rs.7,63,25,790/- as quarterly interest is payable upto 31-03-2013 as per G.O.(Ms).No.209 Environment and Forests (EC-1) Department dated 31-12-2011. The Board has written to the Government for waiver of interest @ 12.00% & penal interest @ 2.50% in respect of Noyyal.

(m) Position on balance outstanding in Ways & Means advance Payable / Receivable:

The sum of Rs.75.00 crores was received on 31.12.2011 and was disbursed to Noyyal River Acyacutdars Protection Association (NRAPA) Account on 23.01.2012. As per the terms and conditions of the G.O the Board remitted Rs.15.00 crores to the Govt., as part refund on 22.10.2012. On 01.11.2012 the Hon'ble High Court of Madras quashed the G.O. (Ms).No. 209 Environment and Forests (EC-1) Department dated 31.12.2011 and directed the beneficiaries to refund the sum. Consequent to this the balance sum of Rs.50.90 crores in the Account of NRAPA was remitted to Board. The Board has remitted the balance sum Rs.60.00 crores to the Govt.,. A balance of Rs.24.07 crores is due from NRAPA.

(n) Previous year figures are regrouped and reclassified wherever considered necessary.

III. Others:

(a) Based on the various Government Orders, funds were released for various projects. In this connection, the Completion Certificate / Utilization Certificate have to be obtained in respect of:

Eco Restoration Projects in Perundurai Taluk (Rs.4.90 Crores), Erode District (Rs.2.75 Crores), Amma Eco Park, (Rs.4.00 Crores – Rs.50 Laks each for Thanjavur, Trichy, Tirunelveli, Tuticorin, Madurai, Salem, Erode, Tiruppur Corporations) CUBE-IIT (Rs.3 Crores).

During 2019-2020: Odathurai Tank (Rs.3.20 Crores), ChittlapakkamEri (Out of Rs.25.00 Crores, Utilization received for 6.25 Crores Utilization to be obtained for Balance Rs.18.75 Crores), Tree Plantation (Rs.6.80 Crores), Urban Arboretum in Greater Chennai Corporation (Paid to District Forest Officer, Chennai Forest Division) (Rs.1.39 Crores).

During 2020-2021:SenguttaiEri (Rs.3.09 Crores) Erode Dist, VannankuttaiEri (Rs.2.75 Crores), Erode Dist, Suriyakulam Tank (Rs.3.23 Crores), Arni through MS, Environment Management Agency.

b) Funding to Other Government Departments: Based on the various Government Orders issued from time to time a total sum of Rs.68,54,97,476/- was issued to various Government Departments and it is charged as Revenue Expenditure.

c) Tamil Nadu Green Climate Company (TNGCC):In G.O.101, Environment, Climate Change and Forest (EC 2) Department dated 03-11-2021, issued orders for setting up the TNGCC. Registered as a Company u/s. 8 of the Company Act i.e., company not allowed to declare dividend. The Government of Tamil Nadu contributed Rs.2.55 crore as 51% Equity Holding and TNPCB have contributed Rs.2.45 crore as 49% Equity Holding in 2022-23. There will be no income as dividend to TNPCB.

V. Anbazhagan, M.A.(Eco.), B.L.,
Financial Adviser

R. Kannan, M.Tech.,
Member Secretary

Dr.Jayanthi M., I.F.S.,
Chairperson

Place: Chennai.
Date: 30-09-2023.

for and behalf of N. Muthukumaraswaamy & Co.,
Chartered Accountants (FR No. 012039S)

Na. Muthukumar, Partner [M.No. 209125]