



TAMIL NADU POLLUTION CONTROL BOARD
Advanced Environmental Laboratory, Chennai - 600 032.

**NATIONAL AMBIENT AIR QUALITY MONITORING PROGRAMME (NAMP) -
CHENNAI CITY**

Stations	Date & Period of Survey	Microgram / cubic metre				
		PM ₁₀	PM _{2.5}	SO ₂	NO ₂	AQI
Anna Nagar* (Residential)	13.08.2024. 06.00 Hrs. To 14.08.2024 06.00 Hrs	58	20	8	19	58
T. Nagar*** (Commercial)	13.08.2024. 06.00 Hrs. To 14.08.2024 06.00 Hrs	71	29	13	25	71
PERMISSIBLE	LIMIT	100	60	80	80	

PM₁₀ - Particulate matter of < 10 micron size

PM_{2.5} - Particulate matter of < 2.5 micron size

SO₂ - Sulphur Di-oxide

NO₂ - Nitrogen di-oxide

* - Residential area

** - Traffic area


*** - Commercial


AQI - Air Quality Index


0-50 - Good, 51-100 - Satisfactory, 101-200 - Moderate

201-300 - Poor, 301-400 - Very Poor, > 401 - Severe

14.08.2024


14/8/24
Env. Scientist


14/8/24
DCSO


14/8/24
Chief Scientific Officer

Submitted to: The Deputy Director

Copy to: 1. The Programmer, Data Center, TNPCB,
2. File.